

FOR IMMEDIATE RELEASE

July 19, 2024

MEDIA CONTACTS:

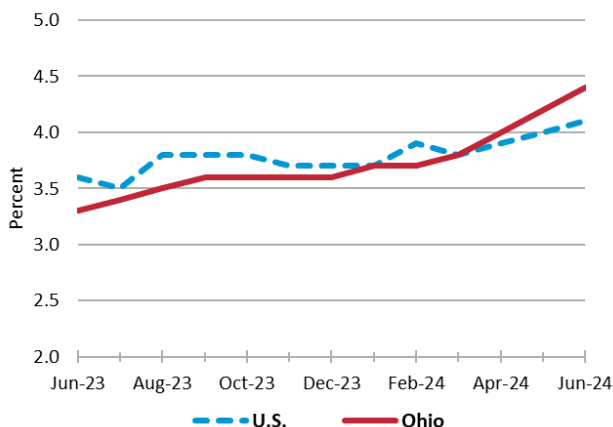
Tom Betti: 614-728-9645
Thomas.Betti@jfs.ohio.gov

Bill Teets: 614-403-2331
Bill.Teets@jfs.ohio.gov

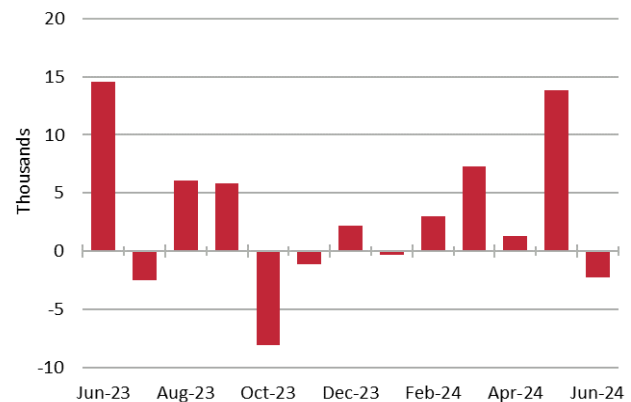
Ohio's Unemployment Rate Increased to 4.4% in June

Ohio's unemployment rate was 4.4% in June 2024, up from 4.2% in May. Ohio's nonagricultural wage and salary employment decreased 2,300 over the month, from a revised 5,655,200 in May to 5,652,900 in June.

**Ohio and U.S. Unemployment Rates,
seasonally adjusted, June 2023 – June 2024**



**Ohio Nonfarm Payroll Employment Over-the-Month Change,
seasonally adjusted, June 2023 – June 2024**



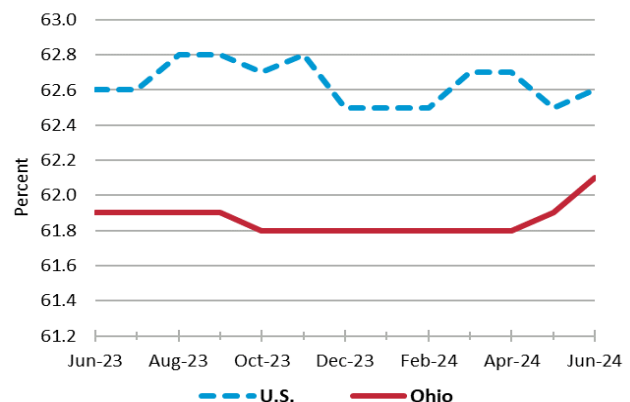
Household Survey Data

The number of workers unemployed in Ohio in June was 254,000, up from 243,000 in May. The number of unemployed has increased by 60,000 in the past 12 months from 194,000. The June unemployment rate for Ohio has increased 1.1 percentage points from 3.3% in June 2023.

The U.S. unemployment rate for June 2024 was 4.1%, up from 4.0% in May 2024 and up from 3.6% in June 2023.

In June 2024, the labor force participation rate in Ohio was 62.1%, up from 61.9% in May 2024 and up from 61.9% in June 2023. During the same period, the national labor force participation rate was 62.6%, up from 62.5% in May 2024 and unchanged from 62.6% in June 2023.

**Ohio and U.S. Labor Force Participation Rates,
seasonally adjusted, June 2023 – June 2024**



Establishment Survey Data

Ohio's nonagricultural wage and salary employment decreased 2,300 over the month, from a revised 5,655,200 in May to 5,652,900 in June, according to the latest business establishment survey conducted by the U.S. Department of Labor (Bureau of Labor Statistics) in cooperation with the Ohio Department of Job and Family Services (ODJFS).

Employment in goods-producing industries, at 939,300, increased 2,300 as gains in construction (+3,600) outweighed losses in manufacturing (-1,300). Mining and logging did not change over the month. The private service-providing sector, at 3,925,300, decreased 14,600, as losses in private educational and health services (-8,400); professional and business services (-3,400); trade, transportation, and utilities (-1,700); leisure and hospitality (-1,200); and financial activities (-200) exceeded gains in information (+200) and other services (+100). Government employment, at 788,300, increased 10,000, with gains in local (+5,600); state (+4,300); and federal (+100) government.

From June 2023 to June 2024, nonagricultural wage and salary employment increased 25,200. Employment in goods-producing industries increased 3,100, led by construction which added 6,000 jobs. Mining and logging gained 100 jobs. Manufacturing lost 3,000 jobs, in durable (-2,800) and nondurable goods (-200). Employment in the private service-providing sector increased 17,100 as gains in private educational and health services (+25,100); other services (+7,200); leisure and hospitality (+4,000); and professional and business services (+200) outpaced losses in financial activities (-11,100); trade, transportation, and utilities (-6,000); and information (-2,300). Government employment increased 5,000 as gains in local (+4,700) and federal (+2,200) government exceeded losses in state government (-1,900).

EDITOR'S NOTE: All data cited are produced in cooperation with the U.S. Department of Labor. Data sources include the Current Population Survey (U.S. data), Current Employment Statistics Program (nonagricultural wage and salary employment data), and Local Area Unemployment Statistics Program (Ohio unemployment rates). More complete listings of the data appear in the monthly Ohio Labor Market Review. Unemployment rates for all Ohio counties, as well as cities with populations of 25,000 or more, are presented in the monthly ODJFS Civilian Labor Force Estimates publication. Updated statewide historical data June be obtained through the OhioLMI app, which is available for free on mobile devices through the App Store or Google Play. Ohioans can access tens of thousands of job openings, for positions ranging from file clerks to CEOs, at <https://ohiomeansjobs.ohio.gov>.

News Release Dates

A calendar of 2024 release dates is available online at <https://ohiolmi.com/Home/Events>.

County, city, and metropolitan area unemployment rates for June 2024 will be posted online at <https://ohiolmi.com> on Tuesday, July 23, 2024. July 2024 unemployment rates and nonagricultural wage and salary data for Ohio will be released by ODJFS on Friday, August 16, 2024. This information and the monthly statistical summaries it is based on are also available at <http://jfs.ohio.gov/ocomm>.

Choose this link to view the table on the [Ohio and U.S. Employment Situation](#).

Choose this link to view the table for the [Nonagricultural Wage and Salary Employment Estimates for Ohio](#).

-30-

The Ohio Department of Job and Family Services manages vital programs that strengthen Ohio families. These include job training and employment services, unemployment insurance, cash and food assistance, child care, child and adult protective services, adoption, and child support services.

