



**FOR IMMEDIATE RELEASE**

April 18, 2025

**MEDIA CONTACTS:**

Tom Betti: 614-728-9645

[Thomas.Betti@jfs.ohio.gov](mailto:Thomas.Betti@jfs.ohio.gov)

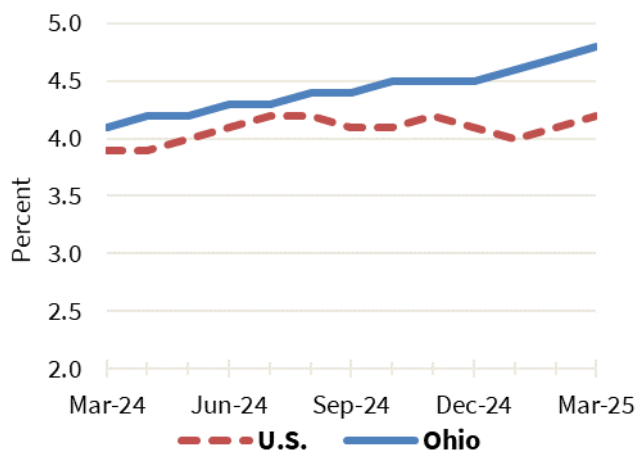
Bill Teets: 614-403-2331

[Bill.Teets@jfs.ohio.gov](mailto:Bill.Teets@jfs.ohio.gov)

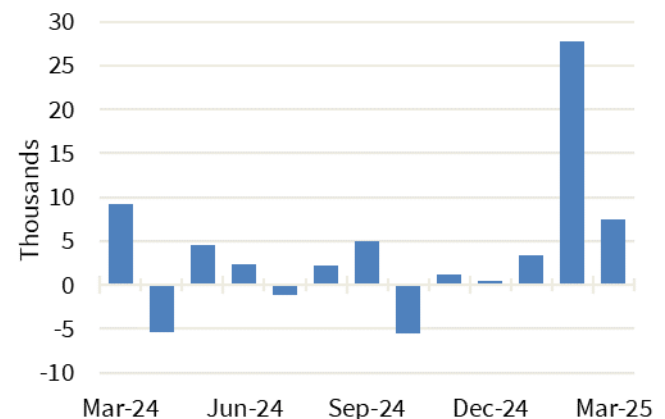
**Ohio's Unemployment Rate Increased to 4.8% in March**

Ohio's unemployment rate was 4.8% in March 2025, up from 4.7% in February 2025. Ohio's nonagricultural wage and salary employment increased 7,500 over the month, from a revised 5,685,700 in February to 5,693,200 in March.

**Ohio and U.S. Unemployment Rates,  
seasonally adjusted, March 2024 – March 2025**



**Ohio Nonfarm Payroll Employment Over-the-Month Change,  
seasonally adjusted, March 2024 – March 2025**



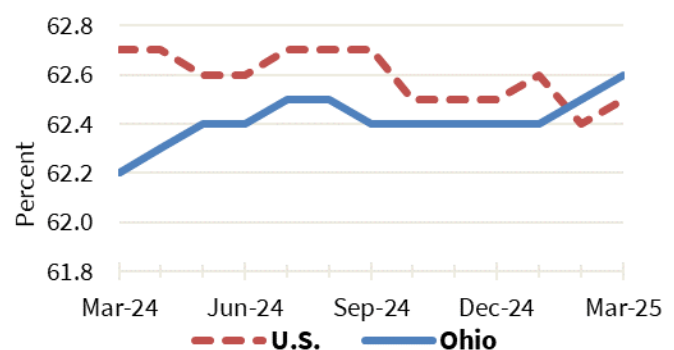
**Household Survey Data**

The number of workers unemployed in Ohio in March was 283,000, up from 277,000 in February 2025. The number of unemployed has increased by 43,000 in the past 12 months from 240,000. The March unemployment rate for Ohio increased 0.7 percentage points from 4.1% in March 2024.

The U.S. unemployment rate for March 2025 was 4.2%, up from 4.1% in February 2025 and up from 3.9% in March 2024.

In March 2025, the labor force participation rate in Ohio was 62.6%, up from 62.5% in February 2025 and up from 62.2% in March 2024. During the same period, the national labor force participation rate was 62.5%, up from 62.4% in February 2025 and down from 62.7% in March 2024.

**Ohio and U.S. Labor Force Participation Rates,  
seasonally adjusted, March 2024 – March 2025**



## Establishment Survey Data

Ohio's nonagricultural wage and salary employment increased 7,500 over the month, from a revised 5,685,700 in February to 5,693,200 in March, according to the latest business establishment survey conducted by the U.S. Department of Labor (Bureau of Labor Statistics) in cooperation with the Ohio Department of Job and Family Services (ODJFS).

Employment in goods-producing industries, at 959,200, increased 3,000 over the month, in construction (+2,400); manufacturing (+500); and mining and logging (+100). The private service-providing sector, at 3,944,500, increased 4,300 as gains in leisure and hospitality (+5,700); trade, transportation, and utilities (+2,000); private educational and health services (+1,200); other services (+800); and financial activities (+100) surpassed losses in professional and business services (-5,000) and information (-500). Government employment, at 789,500, increased 200, as gains in state (+200) and local (+200) government exceeded losses in federal government (-200).

From March 2024 to March 2025, nonagricultural wage and salary employment increased 42,500. Employment in goods-producing industries increased 18,900, led by construction, which added 16,600 jobs. Manufacturing added 2,500 jobs as gains in nondurable goods (+4,700) outpaced losses in durable goods (-2,200). Mining and logging lost 200 jobs over the year. Employment in the private service-providing sector increased 23,100 as gains in private educational and health services (+20,000); other services (+2,500); financial activities (+1,900); leisure and hospitality (+1,100); and professional and business services (+700) surpassed losses in trade, transportation, and utilities (-2,900) and information (-200). Government employment increased 500 as gains in state government (+2,700) outweighed losses in local (-2,000) and federal (-200) government.

**EDITOR'S NOTE:** All data cited are produced in cooperation with the U.S. Department of Labor. Data sources include the Current Population Survey (U.S. data), Current Employment Statistics Program (nonagricultural wage and salary employment data), and Local Area Unemployment Statistics Program (Ohio unemployment rates). More complete listings of the data appear in the monthly Ohio Labor Market Review. Unemployment rates for all Ohio counties, as well as cities with populations of 25,000 or more, are presented in the monthly ODJFS Civilian Labor Force Estimates publication. Updated statewide historical data can be obtained through the OhioLMI app, which is available for free on mobile devices through the App Store or Google Play. Ohioans can access tens of thousands of job openings, for positions ranging from file clerks to CEOs, at <https://ohiomeansjobs.ohio.gov>.

## News Release Dates

A calendar of 2025 release dates is available online at <https://ohiolmi.com/Home/Events>.

County, city, and metropolitan area unemployment rates for March 2025 will be posted online at <https://ohiolmi.com> on Tuesday, April 22, 2025. April 2025 unemployment rates and nonagricultural wage and salary data for Ohio will be released by ODJFS on Friday, May 16, 2025. This information and the monthly statistical summaries it is based on are also available at <https://jfs.ohio.gov/about/communications>.

Choose this link to view the table on the [Ohio and U.S. Employment Situation](#).

Choose this link to view the table for the [Nonagricultural Wage and Salary Employment Estimates for Ohio](#).

-30-

*The Ohio Department of Job and Family Services manages vital programs that strengthen Ohio families. These include job training and employment services, unemployment insurance, cash and food assistance, adult protective services, and child support services.*

