

Mike DeWine, Governor
 Jon Husted, Lt. Governor
 Matt Damschroder, Director
 News Release
FOR IMMEDIATE RELEASE
August 20, 2021

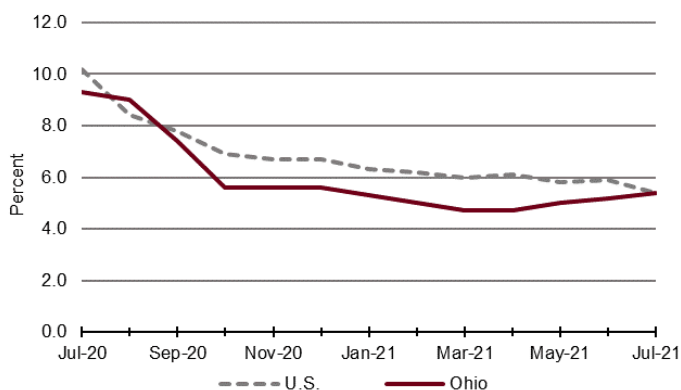
MEDIA CONTACTS:
 Tom Betti, 614-817-2945
Thomas.betti@jfs.ohio.gov

Bill Teets, 614-403-2331
Bill.teets@jfs.ohio.gov

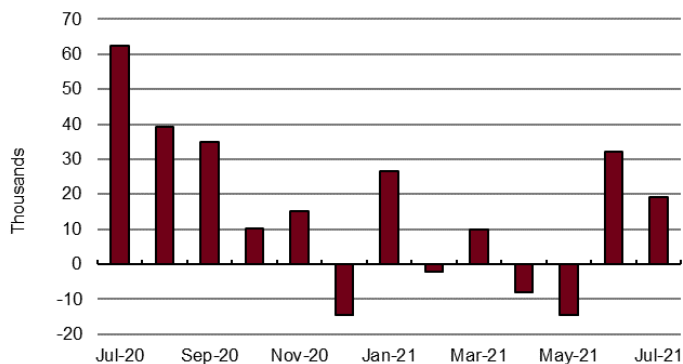
Ohio's Unemployment Rate Increased to 5.4% in July

Ohio's unemployment rate was 5.4% in July 2021, up from 5.2% in June. Ohio's nonagricultural wage and salary employment increased 19,200 over the month, from a revised 5,321,700 in June to 5,340,900 in July 2021.

Ohio and U.S. Unemployment Rates, seasonally adjusted July 2020 – July 2021



Ohio Nonfarm Payroll Employment Over-the-Month Change, seasonally adjusted, July 2020 – July 2021

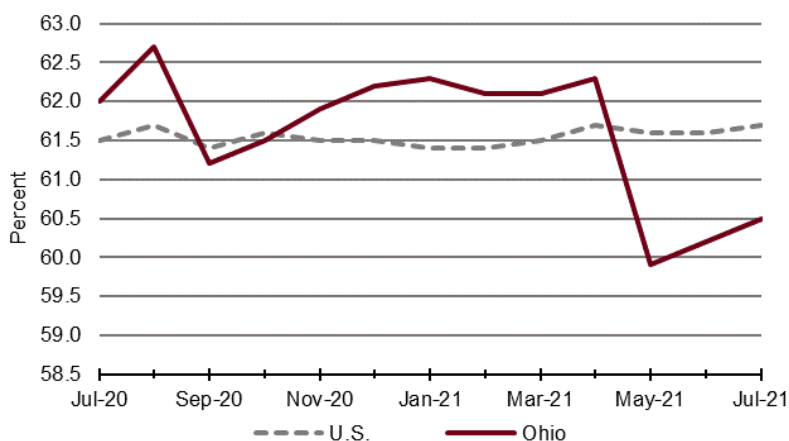


Household Survey Data

The number of workers unemployed in Ohio in July was 301,000, up from 291,000 in June. The number of unemployed has decreased by 235,000 in the past 12 months from 536,000. The July unemployment rate for Ohio decreased from 9.3% in July 2020. The U.S. unemployment rate for July was 5.4%, down from 5.9% in June, and down from 10.2% in July 2020.

In July, the labor force participation rate in Ohio was 60.5%, up from 60.2% in June 2021 and down from 62.0% in July 2020. During the same period, the national labor force participation rate was 61.7%, up from 61.6% last month and up from 61.5% one year ago.

Ohio and U.S. Labor Force Participation Rates, seasonally adjusted, July 2020 – July 2021



Establishment Survey Data

Ohio's nonagricultural wage and salary employment increased 19,200 over the month, from a revised 5,321,700 in June to 5,340,900 in July, according to the latest business establishment survey conducted by the U.S. Department of Labor (Bureau of Labor Statistics) in cooperation with the Ohio Department of Job and Family Services (ODJFS).

Employment in goods-producing industries, at 893,100, increased 2,800 over the month with gains in manufacturing (+2,100) and construction (+700). Mining and logging did not change over the month. The private service-providing sector, at 3,694,500, increased 18,500 as gains in leisure and hospitality (+7,900); professional and business services (+3,900); trade, transportation, and utilities (+3,800); educational and health services (+2,900); information (+500); and other services (+500) exceeded losses in financial activities (-1,000). Government employment, at 753,300, decreased 2,100 as losses in state (-1,400) and local (-1,000) government outpaced gains in federal government (+300).

From July 2020 to July 2021, nonagricultural wage and salary employment increased 147,700. Employment in goods-producing industries increased 22,200. Manufacturing added 13,300 jobs in durable goods (+7,300) and nondurable goods (+6,000). Construction added 9,000 jobs and mining and logging employment decreased 100. Employment in the private service-providing sector increased 121,600 with gains in leisure and hospitality (+47,600); trade, transportation, and utilities (+26,300); professional and business services (+21,300); educational and health services (+16,300); financial activities (+4,300); other services (+3,200); and information (+2,600). Government employment increased 3,900 as gains in local government (+15,500) surpassed losses in state (-10,000) and federal (-1,600) government.

EDITOR'S NOTE: All data cited are produced in cooperation with the U.S. Department of Labor. Data sources include the Current Population Survey (U.S. data), Current Employment Statistics Program (nonagricultural wage and salary employment data), and Local Area Unemployment Statistics Program (Ohio unemployment rates). More complete listings of the data appear in the monthly Ohio Labor Market Review. Unemployment rates for all Ohio counties, as well as cities with populations of 50,000 or more, are presented in the monthly ODJFS Civilian Labor Force Estimates publication. Updated statewide historical data may be obtained through the OhioLMI app, which is available for free on mobile devices through the App Store or Google Play. Ohioans can access tens of thousands of job openings, for positions ranging from file clerks to CEOs, at <https://ohiomeansjobs.ohio.gov/>.

News release dates

A calendar of 2021 release dates is available online at <https://ohiolmi.com/Home/Events>. County, city, and metropolitan area unemployment rates for July 2021 will be posted online at <https://ohiolmi.com/> on Tuesday, August 24. August 2021 unemployment rates and nonagricultural wage and salary data for Ohio will be released by ODJFS on Friday, September 17, 2021. This information and the monthly statistical summaries it is based on are also available at <https://jfs.ohio.gov/ocomm>.

Choose this link to view the table on the [Ohio and U.S. Employment Situation](#).

Choose this link to view the table on the [Nonagricultural Wage and Salary Employment Estimates for Ohio](#).

The Ohio Department of Job and Family Services manages vital programs that strengthen Ohio families. These include job training and employment services, unemployment insurance, cash and food assistance, child care, child and adult protective services, adoption, and child support services.

- [@OhioJFS](#)

- facebook.com/OhioJFS

- youtube.com/user/OhioJFS

[pinterest.com/OhioJFS](https://www.pinterest.com/OhioJFS)