

Mike DeWine, Governor
 Jon Husted, Lt. Governor
 Matt Damschroder, Director
 News Release
FOR IMMEDIATE RELEASE
September 16, 2022

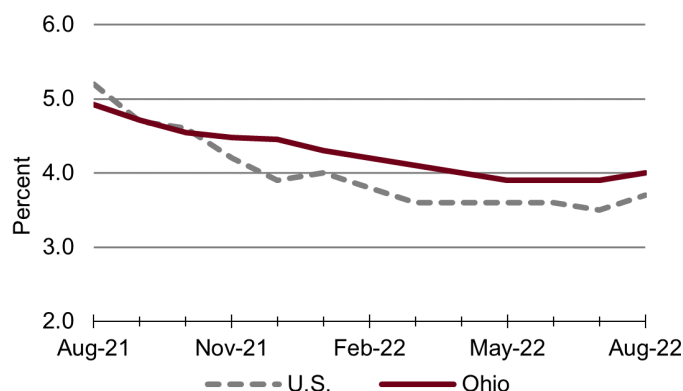
MEDIA CONTACTS:
 Bill Teets, 614-403-2331
Bill.Teets@jfs.ohio.gov

Dasia Clemente, 614-817-2945
Dasia.Clemente@jfs.ohio.gov

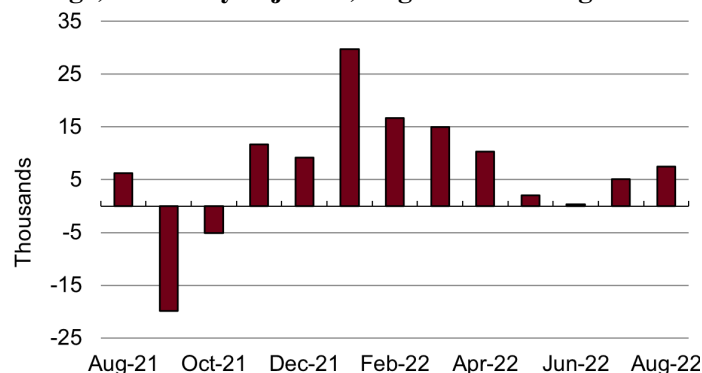
Ohio's Unemployment Rate increased to 4.0% in August

Ohio's unemployment rate was 4.0% in August 2022, up from 3.9% in July 2022. Ohio's nonagricultural wage and salary employment increased 7,500 over the month, from a revised 5,482,100 in July 2022 to 5,489,600 in August 2022.

**Ohio and U.S. Unemployment Rates, seasonally adjusted
 August 2021 – August 2022**



**Ohio Nonfarm Payroll Employment Over-the-Month
 Change, seasonally adjusted, August 2021 – August 2022**

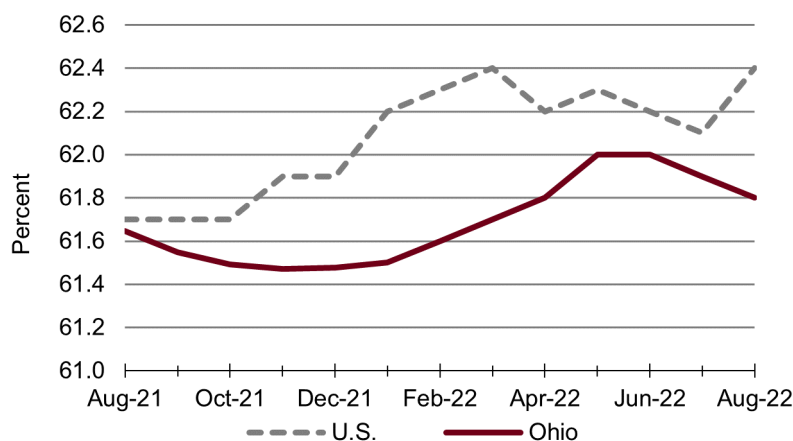


Household Survey Data

The number of workers unemployed in Ohio in August was 229,000, up from 223,000 in July. The number of unemployed has decreased by 54,000 in the past 12 months from 283,000. The August unemployment rate for Ohio decreased from 4.9% in August 2021. The U.S. unemployment rate for August 2022 was 3.7%, up from 3.5% in July 2022, and down from 5.2% in August 2021.

In August 2022, the labor force participation rate in Ohio was 61.8%, down from 61.9% in July 2022 and up from 61.6% in August 2021. During the same period, the national labor force participation rate was 62.4%, up from 62.1% in July 2022 and up from 61.7% in August 2021.

**Ohio and U.S. Labor Force Participation Rates, seasonally
 adjusted, August 2021 – August 2022**



Establishment Survey Data

Ohio's nonagricultural wage and salary employment increased 7,500 over the month, from a revised 5,482,100 in July to 5,489,600 in August, according to the latest business establishment survey conducted by the U.S. Department of Labor (Bureau of Labor Statistics) in cooperation with the Ohio Department of Job and Family Services (ODJFS).

Employment in goods-producing industries, at 924,600, increased 600 over the month as gains in construction (+800) and mining and logging (+100) surpassed losses in manufacturing (-300). The private service-providing sector, at 3,807,900, increased 7,200 as gains in professional and business services (+3,300); other services (+2,000); trade, transportation, and utilities (+1,300); information (+500); leisure and hospitality (+500); and educational and health services (+100) outweighed losses in financial activities (-500). Government employment, at 757,100, decreased 300 as losses in federal (-300) and state (-100) government exceeded gains in local government (+100).

From August 2021 to August 2022, nonagricultural wage and salary employment increased 82,500. Employment in goods-producing industries increased 27,200. Manufacturing added 16,200 jobs in nondurable goods (+10,500) and durable goods (+5,700). Construction added 10,600 jobs while mining and logging gained 400 jobs. Employment in the private service-providing sector increased 51,900 as gains in leisure and hospitality (+20,500); trade, transportation, and utilities (+20,300); other services (+9,700); information (+4,500); and professional and business services (+100) surpassed losses in educational and health services (-2,700) and financial activities (-500). Government employment increased 3,400 as gains in local government (+7,700) outpaced losses in state (-3,800) and federal (-500) government.

EDITOR'S NOTE: All data cited are produced in cooperation with the U.S. Department of Labor. Data sources include the Current Population Survey (U.S. data), Current Employment Statistics Program (nonagricultural wage and salary employment data), and Local Area Unemployment Statistics Program (Ohio unemployment rates). More complete listings of the data appear in the monthly Ohio Labor Market Review. Unemployment rates for all Ohio counties, as well as cities with populations of 50,000 or more, are presented in the monthly ODJFS Civilian Labor Force Estimates publication. Updated statewide historical data may be obtained through the OhioLMI app, which is available for free on mobile devices through the App Store or Google Play. Ohioans can access tens of thousands of job openings, for positions ranging from file clerks to CEOs, at <https://ohiomeansjobs.ohio.gov/>.

News release dates

A calendar of 2022 release dates is available online at <https://ohiolmi.com/Home/Events>. County, city, and metropolitan area unemployment rates for August 2022 will be posted online at <https://ohiolmi.com/> on Tuesday, September 20. September 2022 unemployment rates and nonagricultural wage and salary data for Ohio will be released by ODJFS on Friday, October 21, 2022. This information and the monthly statistical summaries it is based on are also available at <http://jfs.ohio.gov/ocomm>.

Choose this link to view the table on the [Ohio and U.S. Employment Situation](#).

Choose this link to view the table on the [Nonagricultural Wage and Salary Employment Estimates for Ohio](#).

The Ohio Department of Job and Family Services manages vital programs that strengthen Ohio families. These include job training and employment services, unemployment insurance, cash and food assistance, child care, child and adult protective services, adoption, and child support services.

- [@OhioJFS](#)

- facebook.com/OhioJFS

- youtube.com/user/OhioJFS

pinterest.com/OhioJFS