

Mike DeWine, Governor
 Jon Husted, Lt. Governor
 Matt Damschroder, Director
 News Release
FOR IMMEDIATE RELEASE
November 18, 2022

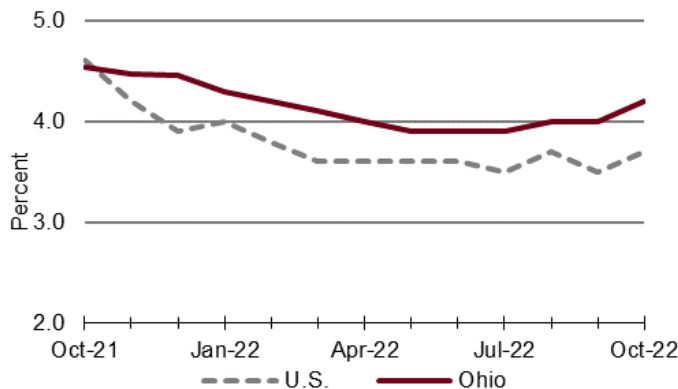
MEDIA CONTACTS:
 Bill Teets, 614-403-2331
Bill.Teets@jfs.ohio.gov

Dasia Clemente, 614-817-2945
Dasia.Clemente@jfs.ohio.gov

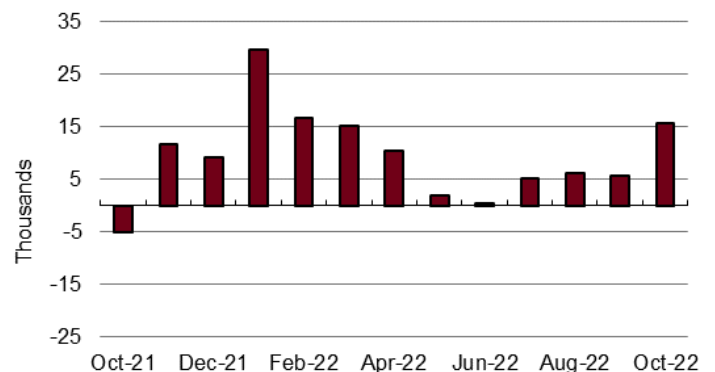
Ohio's Unemployment Rate Increased to 4.2% in October

Ohio's unemployment rate was 4.2% in October 2022, up from 4.0% in September 2022. Ohio's nonagricultural wage and salary employment increased 15,700 over the month, from a revised 5,493,700 in September 2022 to 5,509,400 in October 2022.

**Ohio and U.S. Unemployment Rates, seasonally adjusted
 October 2021 – October 2022**



**Ohio Nonfarm Payroll Employment Over-the-Month
 Change, seasonally adjusted, October 2021 – October
 2022**

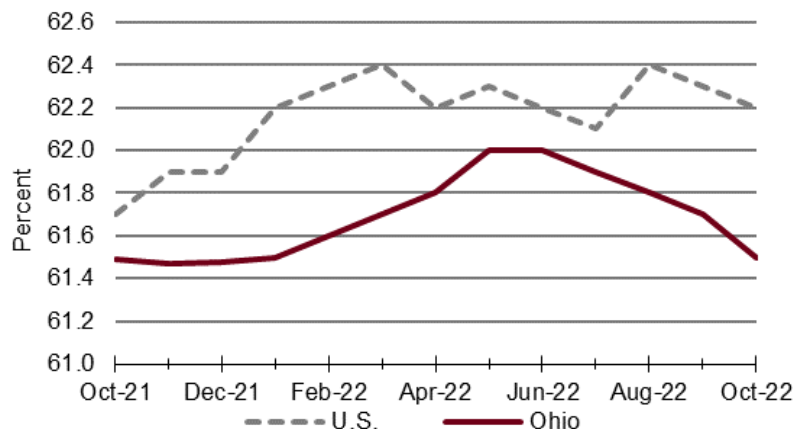


Household Survey Data

The number of workers unemployed in Ohio in October was 242,000, up from 232,000 in September. The number of unemployed has decreased by 19,000 in the past 12 months from 261,000. The October unemployment rate for Ohio decreased 0.3% from 4.5% in October 2021. The U.S. unemployment rate for October 2022 was 3.7%, up from 3.5% in September 2022, and down from 4.6% in October 2021.

In October 2022, the labor force participation rate in Ohio was 61.5%, down from 61.7% in September 2022 and unchanged from 61.5% in October 2021. During the same period, the national labor force participation rate was 62.2%, down from 62.3% in September 2022 and up from 61.7% in October 2021.

**Ohio and U.S. Labor Force Participation Rates, seasonally
 adjusted, October 2021 – October 2022**



Establishment Survey Data

Ohio's nonagricultural wage and salary employment increased 15,700 over the month, from a revised 5,493,700 in September to 5,509,400 in October, according to the latest business establishment survey conducted by the U.S. Department of Labor (Bureau of Labor Statistics) in cooperation with the Ohio Department of Job and Family Services (ODJFS).

Employment in goods-producing industries, at 937,700, increased 700 in construction. Mining and logging and manufacturing did not change over the month. The private service-providing sector, at 3,810,800, increased 9,700 as gains in educational and health services (+5,800); leisure and hospitality (+4,300); other services (+2,000); and financial activities (+1,800) surpassed losses in professional and business services (-2,900); information (-1,200); and trade, transportation, and utilities (-100). Government employment, at 760,900, increased 5,300 with gains in local (+4,700); federal (+300); and state (+300) government.

From October 2021 to October 2022, nonagricultural wage and salary employment increased 127,300. Employment in goods-producing industries increased 36,100. Manufacturing added 22,500 jobs in nondurable goods (+12,100) and durable goods (+10,400). Construction added 13,300 jobs while mining and logging gained 300 jobs. Employment in the private service-providing sector increased 72,400. Gains occurred in leisure and hospitality (+24,800); trade, transportation, and utilities (+19,800); educational and health services (+12,000); other services (+8,400); information (+3,700); professional and business services (+3,100); and financial activities (+600). Government employment increased 18,800 in local (+17,400); state (+1,200); and federal (+200) government.

EDITOR'S NOTE: All data cited are produced in cooperation with the U.S. Department of Labor. Data sources include the Current Population Survey (U.S. data), Current Employment Statistics Program (nonagricultural wage and salary employment data), and Local Area Unemployment Statistics Program (Ohio unemployment rates). More complete listings of the data appear in the monthly Ohio Labor Market Review. Unemployment rates for all Ohio counties, as well as cities with populations of 50,000 or more, are presented in the monthly ODJFS Civilian Labor Force Estimates publication. Updated statewide historical data may be obtained through the OhioLMI app, which is available for free on mobile devices through the App Store or Google Play. Ohioans can access tens of thousands of job openings, for positions ranging from file clerks to CEOs, at <https://ohiomeansjobs.ohio.gov/>.

News release dates

A calendar of 2022 release dates is available online at <https://ohiolmi.com/Home/Events>. County, city, and metropolitan area unemployment rates for October 2022 will be posted online at <https://ohiolmi.com/> on Tuesday, November 22. November 2022 unemployment rates and nonagricultural wage and salary data for Ohio will be released by ODJFS on Friday, December 16, 2022. This information and the monthly statistical summaries it is based on are also available at <http://jfs.ohio.gov/ocomm>.

Choose this link to view the table on the [Ohio and U.S. Employment Situation](#).

Choose this link to view the table on the [Nonagricultural Wage and Salary Employment Estimates for Ohio](#).

The Ohio Department of Job and Family Services manages vital programs that strengthen Ohio families. These include job training and employment services, unemployment insurance, cash and food assistance, child care, child and adult protective services, adoption, and child support services.

- [@OhioJFS](#)

- facebook.com/OhioJFS

- youtube.com/user/OhioJFS

- pinterest.com/OhioJFS