

Mike DeWine, Governor
 Jon Husted, Lt. Governor
 Matt Damschroder, Director
 News Release
FOR IMMEDIATE RELEASE
January 20, 2023

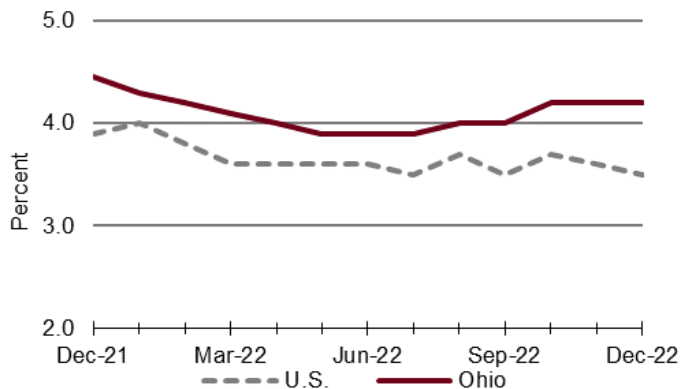
MEDIA CONTACTS:
 Bill Teets, 614-403-2331
Bill.Teets@jfs.ohio.gov

Dasia Clemente, 614-817-2945
Dasia.Clemente@jfs.ohio.gov

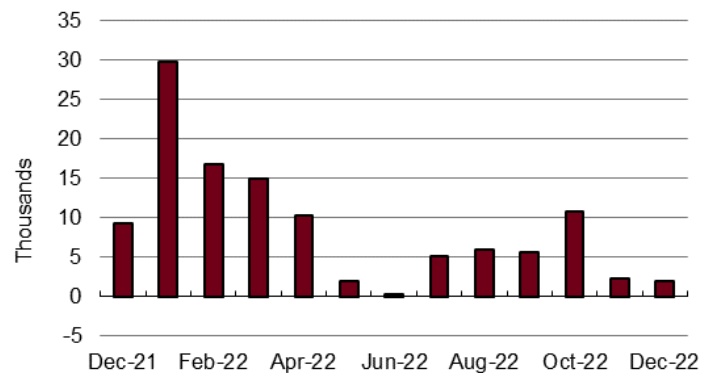
Ohio's Unemployment Rate was 4.2% in December, Unchanged from November

Ohio's unemployment rate was 4.2% in December 2022, unchanged from 4.2% in November 2022. Ohio's nonagricultural wage and salary employment increased 1,900 over the month, from a revised 5,506,700 in November to 5,508,600 in December 2022.

**Ohio and U.S. Unemployment Rates, seasonally adjusted
 December 2021 – December 2022**



**Ohio Nonfarm Payroll Employment Over-the-Month
 Change, seasonally adjusted, December 2021 –
 December 2022**

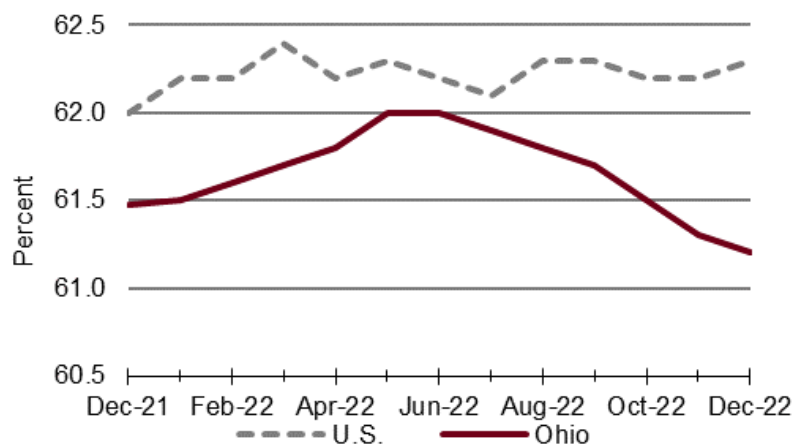


Household Survey Data

The number of workers unemployed in Ohio in December was 244,000, up from 243,000 in November. The number of unemployed has decreased by 12,000 in the past 12 months from 256,000. The December unemployment rate for Ohio decreased 0.3% from 4.5% in December 2021. The U.S. unemployment rate for December 2022 was 3.5%, down from 3.6% in November 2022, and down from 3.9% in December 2021.

In December 2022, the labor force participation rate in Ohio was 61.2%, down from 61.3% in November 2022 and down from 61.5% in December 2021. During the same period, the national labor force participation rate was 62.3%, up from 62.2% in November 2022 and up from 62.0% in December 2021.

**Ohio and U.S. Labor Force Participation Rates, seasonally
 adjusted, December 2021 – December 2022**



Establishment Survey Data

Ohio's nonagricultural wage and salary employment increased 1,900 over the month, from a revised 5,506,700 in November to 5,508,600 in December, according to the latest business establishment survey conducted by the U.S. Department of Labor (Bureau of Labor Statistics) in cooperation with the Ohio Department of Job and Family Services (ODJFS).

Employment in goods-producing industries, at 945,900, increased 4,300 as gains in manufacturing (+4,900) exceeded losses in construction (-400) and mining and logging (-200). The private service-providing sector, at 3,808,700, lost 1,200 jobs. Losses in professional and business services (-9,000); information (-500); financial activities (-200); and trade, transportation, and utilities (-100) outweighed gains in leisure and hospitality (+4,000); educational and health services (+2,300); and other services (+2,300). Government employment, at 754,000, decreased 1,200 with losses in local (-800); state (-300); and federal (-100) government.

From December 2021 to December 2022, nonagricultural wage and salary employment increased 105,600. Employment in goods-producing industries increased 31,600. Manufacturing added 22,800 jobs in durable goods (+11,700) and nondurable goods (+11,100). Construction added 8,500 jobs and mining and logging gained 300 jobs. Employment in the private service-providing sector increased 61,500. Gains in leisure and hospitality (+28,500); educational and health services (+21,600); trade, transportation, and utilities (+8,600); other services (+8,200); information (+3,200); and financial activities (+1,900) surpassed losses in professional and business services (-10,500). Government employment increased 12,500 with gains in local (+11,500); federal (+600); and state (+400) government.

EDITOR'S NOTE: All data cited are produced in cooperation with the U.S. Department of Labor. Data sources include the Current Population Survey (U.S. data), Current Employment Statistics Program (nonagricultural wage and salary employment data), and Local Area Unemployment Statistics Program (Ohio unemployment rates). More complete listings of the data appear in the monthly Ohio Labor Market Review. Unemployment rates for all Ohio counties, as well as cities with populations of 50,000 or more, are presented in the monthly ODJFS Civilian Labor Force Estimates publication. Updated statewide historical data may be obtained through the OhioLMI app, which is available for free on mobile devices through the App Store or Google Play. Ohioans can access tens of thousands of job openings, for positions ranging from file clerks to CEOs, at <https://ohiomeansjobs.ohio.gov/>.

News release dates

A calendar of 2023 release dates is available online at <https://ohiolmi.com/Home/Events>. County, city, and metropolitan area unemployment rates for December 2022 will be posted online at <https://ohiolmi.com/> on Tuesday, January 24. January 2023 unemployment rates and nonagricultural wage and salary data for Ohio will be released by ODJFS on Friday, March 10, 2023. This information and the monthly statistical summaries it is based on are also available at <http://jfs.ohio.gov/ocomm>.

Choose this link to view the table on the [Ohio and U.S. Employment Situation](#).

Choose this link to view the table on the [Nonagricultural Wage and Salary Employment Estimates for Ohio](#).

The Ohio Department of Job and Family Services manages vital programs that strengthen Ohio families. These include job training and employment services, unemployment insurance, cash and food assistance, child care, child and adult protective services, adoption, and child support services.

- [@OhioJFS](#)

- facebook.com/OhioJFS

- youtube.com/user/OhioJFS

- pinterest.com/OhioJFS