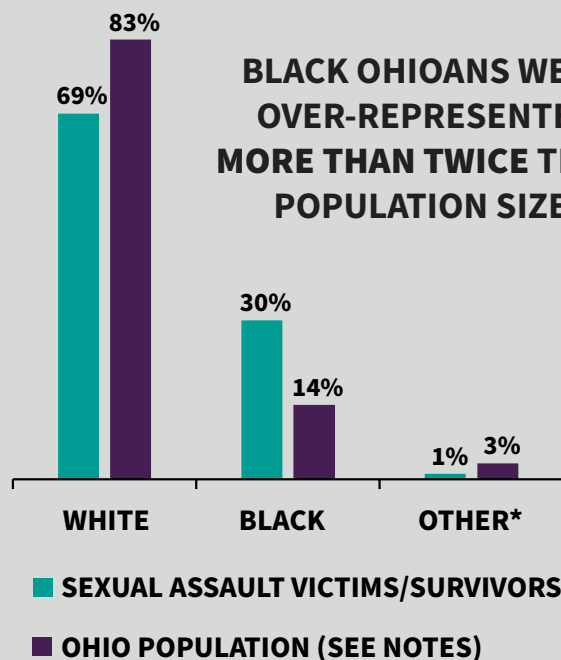
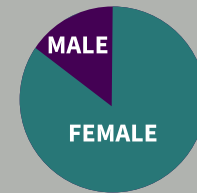


# REPORTED SEXUAL ASSAULT IN OHIO: 2023

## PERCENTAGE OF VICTIMS/SURVIVORS BY RACE COMPARED TO OHIO POPULATION



**85%**  
OF SEXUAL ASSAULT  
VICTIMS/SURVIVORS  
WERE FEMALE.



**46%**  
OF SEXUAL ASSAULT  
VICTIMS/SURVIVORS  
KNEW THE SUSPECT  
BUT WERE NOT FRIENDS  
WITH THE SUSPECT.



**28%**  
ASSAULT VICTIMS/  
SURVIVORS WERE A  
FAMILY MEMBER  
OF THE SUSPECT.

## SEXUAL ASSAULT RATE PER 100,000 PEOPLE

2022	118
2023	116

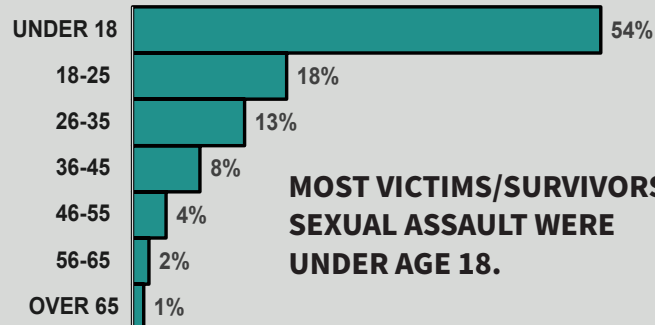
**64%**

OF SEXUAL  
ASSAULT INCIDENTS  
OCCURRED AT A  
RESIDENCE.

**1.7%**

DECREASED SEXUAL  
ASSAULT RATE  
2022-2023

## PERCENT OF VICTIMS/SURVIVORS BY AGE



**MOST VICTIMS/SURVIVORS OF  
SEXUAL ASSAULT WERE  
UNDER AGE 18.**



Department of  
Public Safety

Office of  
Criminal Justice  
Services

NOTES: Data are taken from the Ohio Incident-Based Reporting System (OIBRS). The number of agencies that report complete (12 month) data into OIBRS varies each year. Information in this report may change over time based on updated or new data. Ohio population numbers are from the United States Census Bureau. See full "Sexual Assault in Ohio" report for more details. \*The 'Other' race category includes: 'American Indian or Alaskan Native', 'Asian', and 'Native Hawaiian or Other Pacific Islander'.