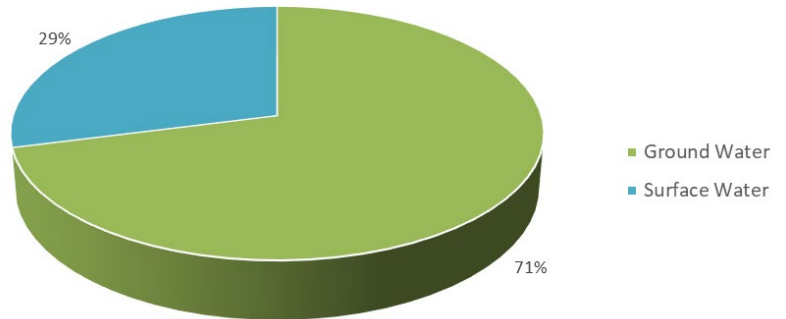


Water Withdrawal in LITTLE MIAMI BASIN

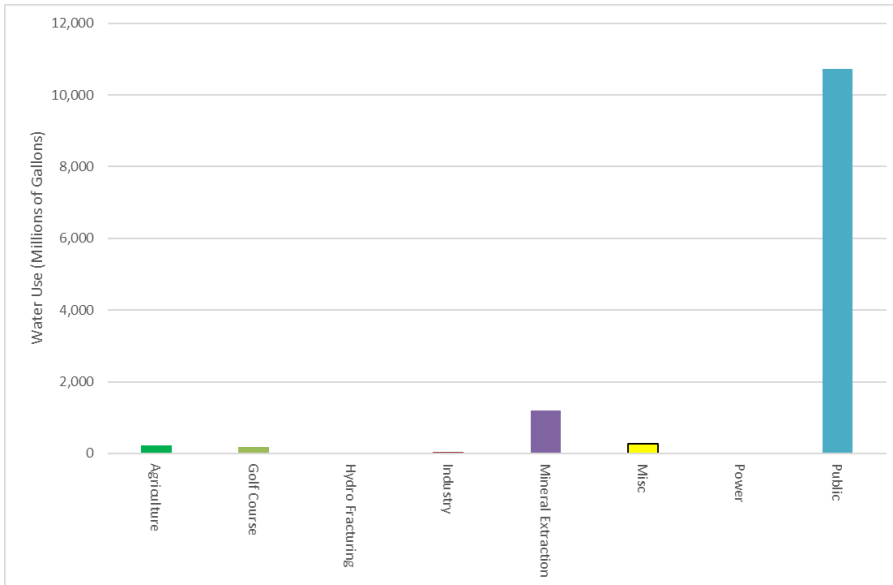
HUC8: 05090202

Total freshwater withdrawal and source in 2022

Source	Water use, in millions of gallons	Percent of total use
Ground Water	8,991.60	71.01
Surface Water	3,670.81	28.99
Total	12,662.41	100.00



Total freshwater withdrawal by use category in 2022



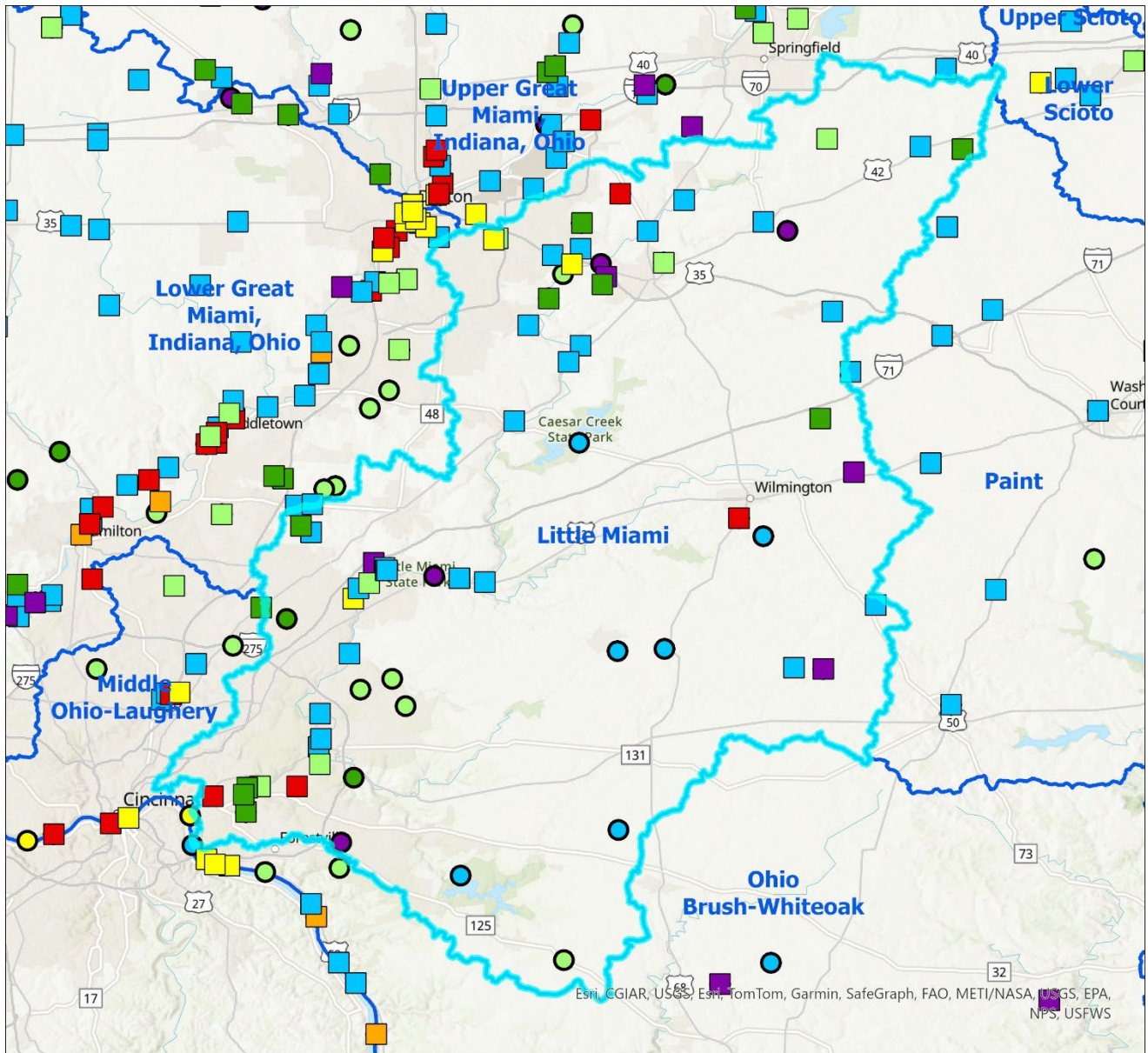
Total freshwater withdrawal by use category in 2022 in millions of gallons

Source	Agriculture	Golf Course	Hydro Fracturing	Industry	Mineral Extraction	Misc	Power	Public	Total
Ground Water	108.99	138.28	0.00	47.29	273.96	277.86	0.00	8,145.22	8,991.60
Surface Water	114.12	42.67	0.00	0.00	922.91	0.00	0.00	2,591.11	3,670.81
Total	223.11	180.95	0.00	47.29	1,196.87	277.86	0.00	10,736.33	12,662.41
Percent Total	1.8	1.4	0.0	0.4	9.5	2.2	0.0	84.8	100.0

Water withdrawal trends



Location of facilities withdrawing water in 2022



2022 Groundwater Withdrawals

Water Use Type

- Agriculture
- Golf Course
- Hydro Fracturing
- Industry
- Mineral Extraction
- Misc
- Power
- Public

2022 Surface Water Withdrawals

Water Use Type

- Agriculture
- Golf Course
- Hydro Fracturing
- Industry
- Mineral Extraction
- Misc
- Power
- Public

- Basin Divide
- HUC8 Watershed



