



Controlled Hunting Rules Ohio Department of Natural Resources Division of Wildlife

Product name:

- 2506-MAGEE MARSH/OTTAWA NWR ARCHERY

Contact information:


- For more information about this permit contact Ottawa National Wildlife Refuge, 14000 West State Route 2, Oak Harbor, OH 43449 (419) 343-6793.

The following rules and information apply:

- Each permittee or transferee may select one (1) partner. The partner must remain the same for the duration of the permit.
- Permit valid for the permittee or transferee listed on the permit and partner only.
- Permit valid for the date listed on the permit only.
- Permittee and partner are responsible for obtaining necessary permits, license, endorsements, and stamps. Refer to the Ohio Hunting and Trapping Regulations.
- Permit must be carried by the permittee or transferee while in use. Digital copies are sufficient.
- If the permittee cannot participate, the permit may be transferred to another hunter. If the permittee cannot transfer the permit, please contact ODNR using the contact listed above so that an alternate may be assigned.
- Only white-tailed deer may be harvested.
- Only archery equipment is permitted on this hunt.
- Shooting hours are 30 minutes before sunrise to 30 minutes after sunset for the date and location of the hunt.
- The bag limit for this hunt is the same as the county bag limit. Deer management permits may be used for antlerless deer. Antlerless deer harvested on controlled hunts are exempt from the one antlerless deer bag limit on public lands. Antlerless deer harvested during this hunt do not count towards the county or statewide bag limit but do count towards the controlled hunt bag limit of six. Only one antlered deer may be taken statewide during the entire hunting season including during controlled hunts.
- All other Division rules and regulations apply.

Additional rules and information:

- A post hunt survey will be emailed to the permittee the day following your hunt. Please complete the survey to help us learn how to improve future controlled hunting opportunities.
- Permit holders will need to contact Ottawa NWR for a gate combination to access the area.



Ottawa National Wildlife Refuge

<http://www.fws.gov/refuge/ottawa/>

Controlled Hunt Frequently Asked Questions

The U.S. Fish and Wildlife Service and the Ohio Division of Wildlife have partnered in the establishment of controlled hunts. Controlled hunting will be allowed on the Ottawa National Wildlife Refuge and Magee Marsh Wildlife Area in designated areas **by permit only**. These hunt units are within areas that have ongoing active management activities. The refuge goal is to provide a quality hunt opportunity and have minimal staff travel within hunt units, however there is **NO guarantee that staff or other organizations will not enter the areas to complete required work**.

Questions not listed may also be answered by reading the Ohio Hunting and Trapping Regulations for the current year.

Any questions not found on this list can be directed toward the staff of Ottawa National Wildlife Refuge by contacting Karl Fleming (419) 343-6793.

All injuries or accidents occurring on the refuge must be reported immediately to the Refuge Headquarters, Ottawa National Wildlife Refuge, 14000 West State Route 2, Oak Harbor, Ohio 43449. Phone (419) 343-6793.

General Hunt Information

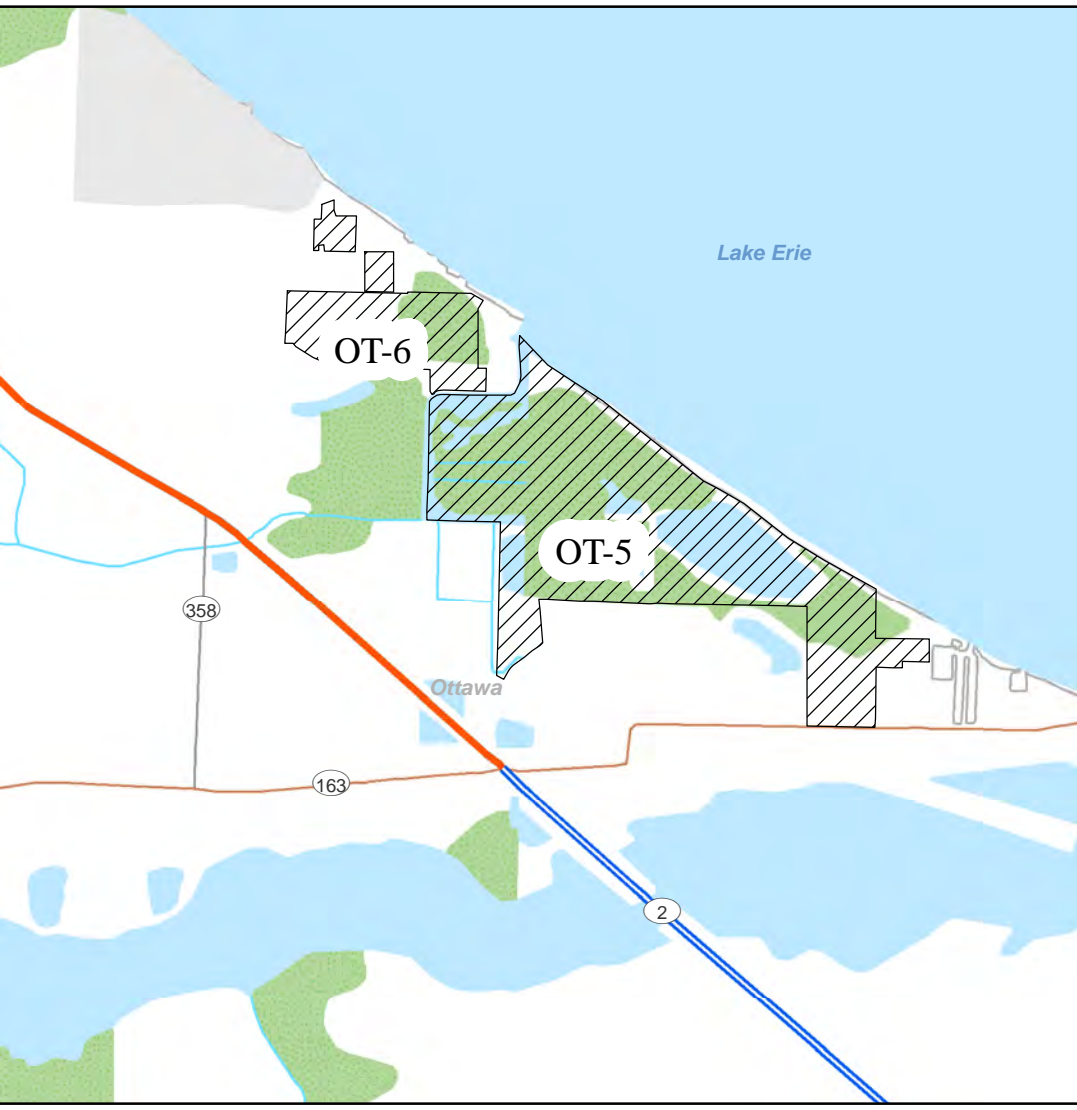
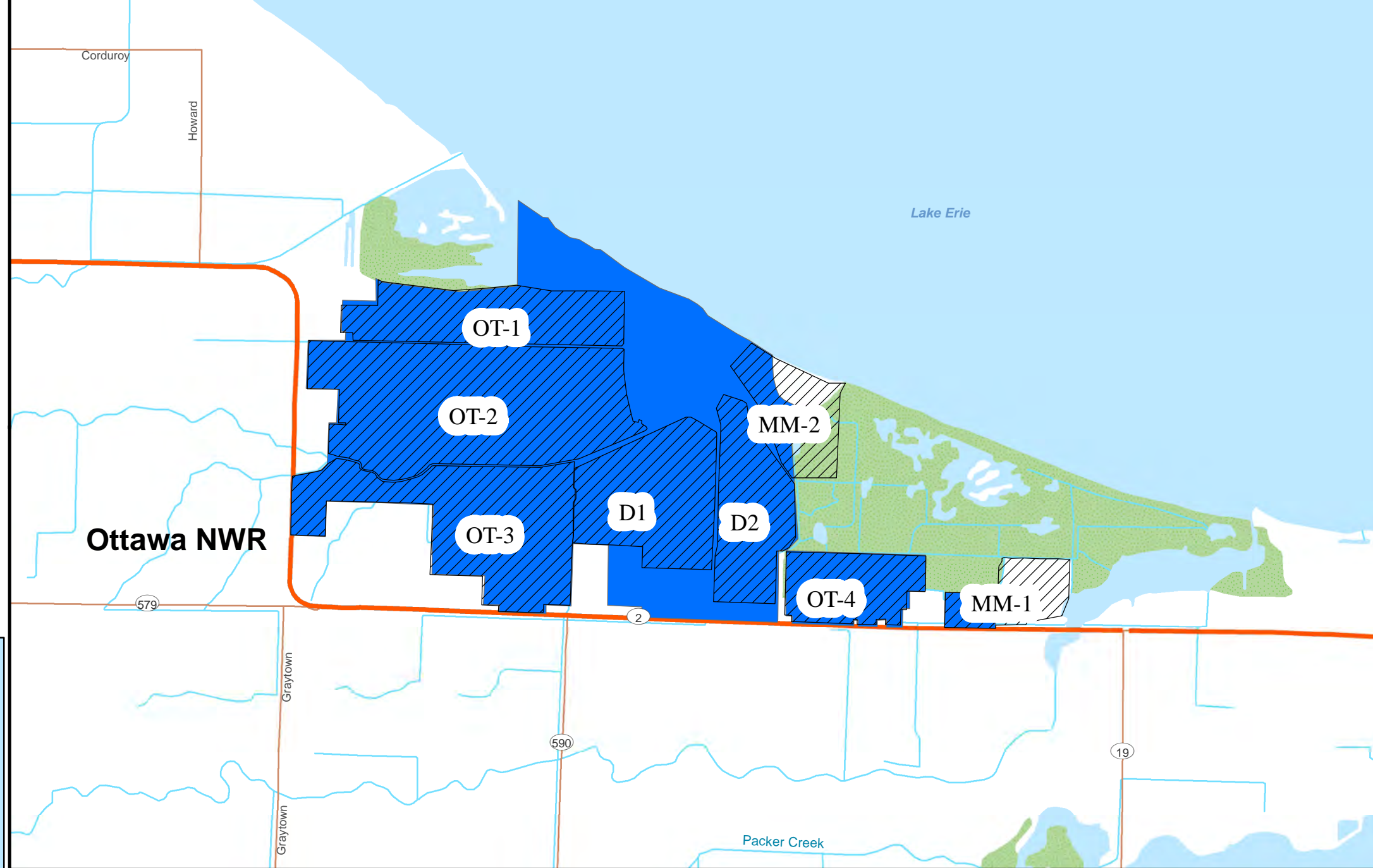
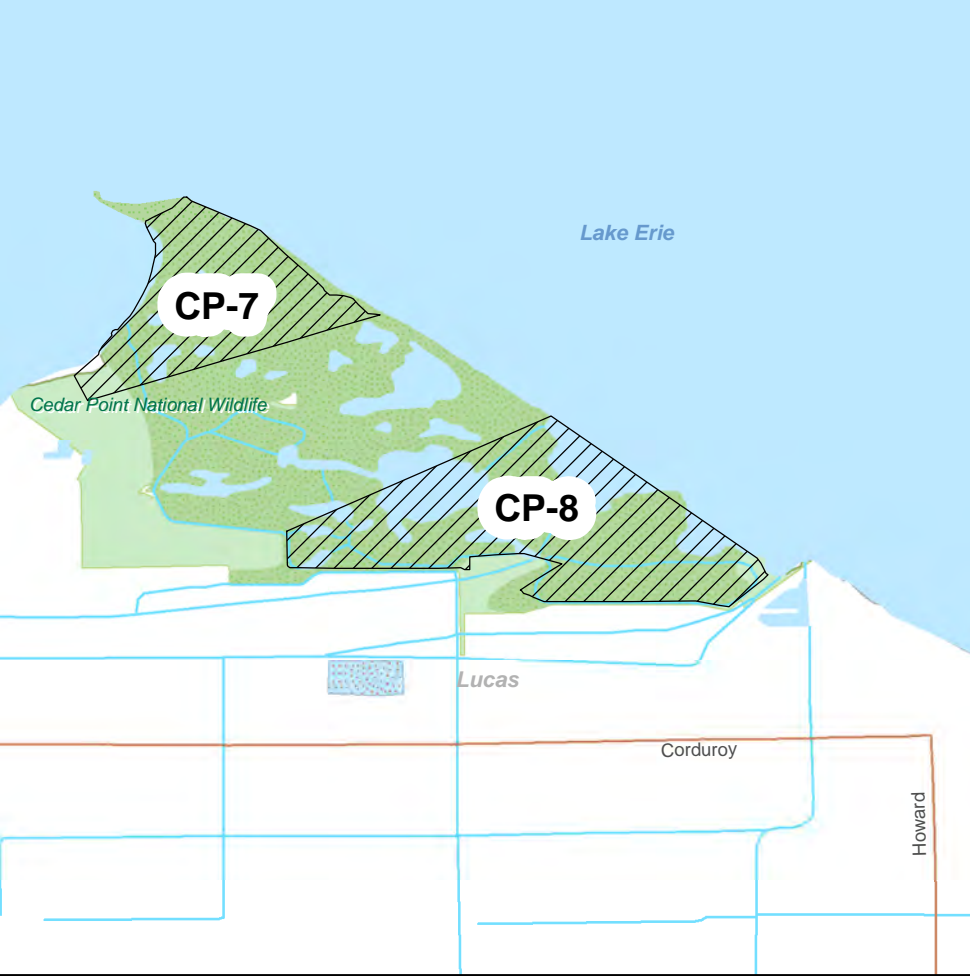
- **What licenses and tags do I need in order to hunt on the Ottawa NWR?**
 - In order to hunt on the refuge you will need your controlled hunt permit stating that you have been awarded an area and opportunity to hunt the refuge. Along with your permit, you will also need an Ohio annual hunting license and any other stamp or permit required to harvest the target. All state regulations apply on a controlled hunt on the refuge. For more information about licenses and tags, please see the Ohio Hunting and Trapping Regulations for the current year.

Deer Hunt Information

This information includes the **Mobility-Impaired Hunters controlled white-tailed deer gun hunt details**.

- **Where do I go to check-in/check-out the day of my hunt?**
 - There will be no in person check-in or check-out. You can arrive at the refuge 2 hours before sunrise. You must fill out a registration card and deposit it in the drop box at the refuge entrance road prior to your hunt.
 - You must place your permit on the dashboard of your vehicle.
 - In order to successfully check-out, hunters must drop off their permit in the refuge drop box (same as registration).
- **Where can I hunt on the refuge?**
 - There are 13 potential units that are used during the Ottawa National Wildlife Refuge Complex/ Magee Marsh Wildlife Area controlled deer hunts. The permit you receive will display the area that you have been assigned to hunt. Hunters may also find their areas by going to the U.S. Fish and Wildlife Service [Where to hunt | U.S. Fish & Wildlife Service \(fws.gov\)](#) or <https://www.fws.gov/refuge/ottawa/>.
- **Am I allowed to bring a partner on the day of my hunt?**
 - Gun and archery hunter permittees are allowed to bring **one additional hunting partner**. Mobility-impaired hunters can bring **one additional hunting partner** along with **one additional non-hunting helper** to assist in the field.
 - A youth hunter permittee is allowed to bring **one additional youth hunting partner**. There must be two accompanying adults. **Each youth hunter must be accompanied by a non-hunting adult at all times.**

- **Will I be able to scout my area before the day of my hunt?**
 - All hunters that received a permit for a controlled hunt will be able to preview the refuge on **Saturday, September 21, 2024, from 9 am – 4 pm**. If you received a transferred permit, you may contact the refuge at 419-343-6793. If you transfer a permit, please pass along all information you have on your hunt and encourage the transferee to contact refuge staff.
 - Gun hunters will also be able to scout their unit on **Sunday, November 10, 2024, from 9 am – 4 pm**.
 - Archery hunters do not have an additional preview day, as they have fourteen days to hunt their unit during this controlled hunt.
- **Am I allowed to have a tree stand and/or blind on the refuge?**
 - Yes. Tree stands are allowed as long as they do not have any fasteners that can break through the bark of the tree. Climbing stands and ladder stands are the best stands to use when hunting on the refuge. Hunters are also welcome to use blinds. Hunters must remember that **stands and blinds can only be set up the day of the hunt and must be taken down at the end of the last day of the hunting period specified in the permit**.
- **Do I need to wear blaze orange if I am hunting on the refuge?**
 - All state regulations apply even on controlled hunts on the refuge. Each gun hunter must wear a blaze orange jacket/vest while hunting on the refuge. Helpers who are accompanying a mobility-impaired hunter must wear a blaze orange jacket/vest as well.
 - Archery hunters are not required to wear blaze orange.
- **What do I do if I see another hunter inside my unit?**
 - Other than the possibility of refuge staff, there should not be other people in the hunt unit other than the hunting group on the day of the hunt. If another person is spotted within a hunting unit who is not supposed to be in the area, hunters should **call the federal wildlife officer at 1-800-762-2437**.
- **If I shoot a deer that runs into a different unit am I still able to retrieve it?**
 - Hunters may track wounded deer out of their assigned unit **with prior approval** from Refuge officials. Refuge officials need to let other hunters know if a hunter from a different unit is tracking a deer in their area. Refuge officials can also gain permission from adjacent landowners if a wounded deer leaves the refuge property. If you wound a deer and need to track it after shooting hours please contact one of the refuge employees.
- **Is the tagging process different on a controlled hunt?**
 - No. If a deer is harvested it must be tagged immediately and called in or registered per state regulations.
- **How many deer am I allowed to harvest and what sex can they be?**
 - The bag limit for this hunt is the same as the county bag limit (Ottawa or Lucas). Deer management permits may be used for antlerless deer. Antlerless deer harvested on controlled hunts are exempt from the one antlerless deer bag limit on public lands. Antlerless deer harvested during this hunt do not count towards the county or statewide bag limit but do count towards the controlled hunt bag limit of six. **Only one antlered deer may be taken statewide during the entire hunting season including during controlled hunts.**
 - Lucas County Deer Hunt Zones: OT1, CP7, CP8, and MM2. The Lucas County limit is four (4) deer per hunter.
 - Ottawa County Deer Hunt Zones: OT3, OT4, MM1, OT5, OT6, and TR1. The Ottawa County limit is three (3) deer per hunter.
 - Combined Lucas and Ottawa County Deer Hunt Zones: OT2, D1, and D2. The deer limit is based on the location/ county the deer was harvested. See hunt zone maps for county details.



Legend

- Roads
- Ottawa Refuge
- ▨ Deer units

