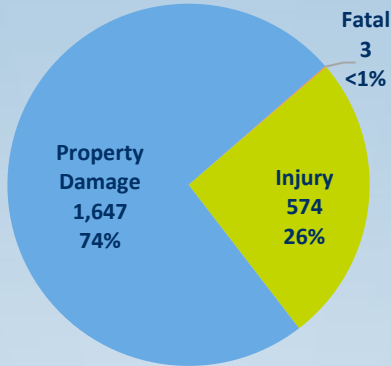




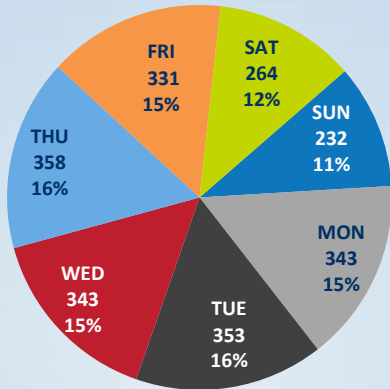
# FAST FACTS

## 2025 Fairfield County Traffic Crashes

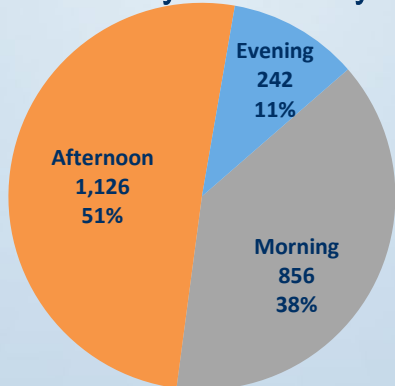
### Crashes by Severity



### Crashes by Day of Week



### Crashes by Time of Day

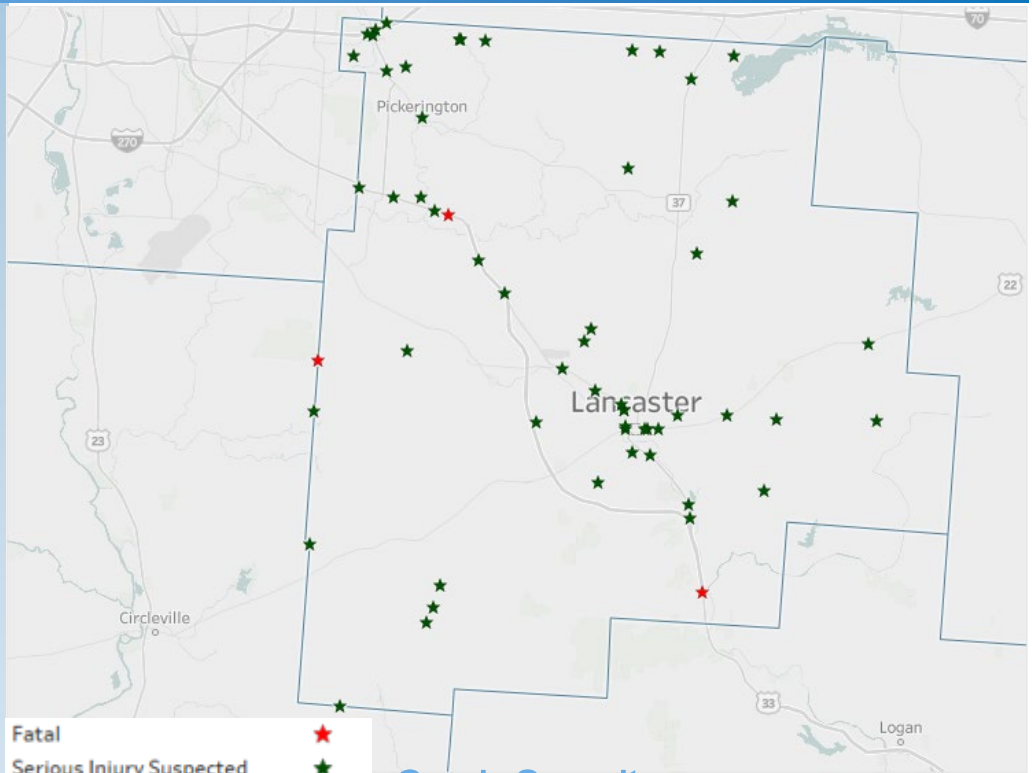


Fairfield County Safety Belt Compliance Rate

**90.4%**

Statewide Safety Belt Compliance Rate

**87.8%**



Fatal ★  
 Serious Injury Suspected ★

### Crash Severity

Crash Severity	2023	2024	2025	Total	Average
Fatal	15	13	3	31	10
Serious Injury	81	70	56	207	69
Minor Injury	309	278	355	942	314
Injury Possible	178	173	163	514	171
Property Damage	1,542	1,562	1,647	4,751	1,584

### Select Crash Categories

Category	2023	2024	2025	Total	Average
Youth -Related (Driver Age 15 -24)	738	697	722	2,157	719
Failure to Yield -Related	381	413	469	1,263	421
Teen-Related (Driver Age 15 -19)	403	359	392	1,154	385
Speed-Related	187	141	128	456	152
Ran Red Light/Stop Sign	110	119	121	350	117
OVI-Related	94	88	108	290	97
Commercial -Related	88	86	114	288	96
Distracted -Related	94	82	83	259	86
Drug -Related	39	33	36	108	36

### Top 3 Routes

Route	2023	2024	2025	Total	Average
SR-256	239	237	207	683	228
US-22	182	219	203	604	201
US-33	164	112	151	427	142

Additional crash information for Fairfield County is available from the OSTATS Crash Dashboard at: <https://statepatrol.ohio.gov/ostats>



Ohio Traffic Safety Office



### Share the Road with Pedestrians, Bicycles & Motorcycles

- Stay alert and slow down in areas with heavy pedestrian or bicycle activity, especially at crosswalks and intersections.
- Give at least three feet of space when passing bicycles and motorcycles – allow a safe buffer and only pass when it's legal and clear.
- Check blind spots carefully, as pedestrians, bicyclists, and motorcycles can be harder to see than cars.

### Stay Focused and Stay in Your Lane

- 26% of Ohio's fatal crashes over the last 5 years were the result of driving off the roadway.
- Driving off the road is the 2<sup>nd</sup> most common factor in teen crashes in Ohio. Speeding is #1.
- Distraction often causes drivers to drift out of their lane which puts themselves, their passengers, and others on the road in danger.
- Ohio's distracted driving law makes it illegal to use or hold a cell phone in your hand or on your lap while driving.

### Ohio's App to Practice Safe Driving Skills



- RoadReady Ohio is a free app for new drivers that helps them log their required 50 hours of driving practice.
- Beginning April 1, 2026, the BMV will require new drivers to submit a detailed log of supervised driving hours with their 50 Hour Affidavit.

## Head On Crashes Reported on State Route 37

On November 12, 2025, the driver of a black pickup truck was traveling northwest at 45 mph on State Route 37. He crossed the center line in a curve near mile post 2 and struck an oncoming black car. After impact, both vehicles went off the side of the road where they hit a ditch and the black car overturned. Both drivers were wearing seat belts – the driver of the black car was taken to a hospital in Columbus with serious injuries, the driver of the pickup truck sustained minor injuries and was treated by EMS personnel at the scene. He was cited for driving left of center and driving under suspension.



The driver of a dark blue SUV was traveling southbound on State Route 37 on January 29, 2026. As she entered the curve near mile post 14, she crossed the center line and struck an oncoming grey SUV. The impact forced the grey SUV off the right side of the road, where it hit a guardrail. The dark blue SUV traveled back to its original lane and spun off the right side of the road. Both drivers were wearing seat belts – the driver of the silver SUV was taken to the hospital with a head injury, internal bleeding, and two broken legs. The driver of the blue SUV sustained minor injuries and told Troopers she was traveling below the speed limit, and her brakes were not working. But a witness stated she saw the blue SUV enter the curve too fast and cross the center line. The at-fault driver of the blue SUV was cited for driving left of center.

