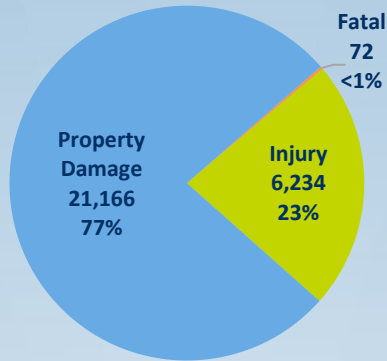


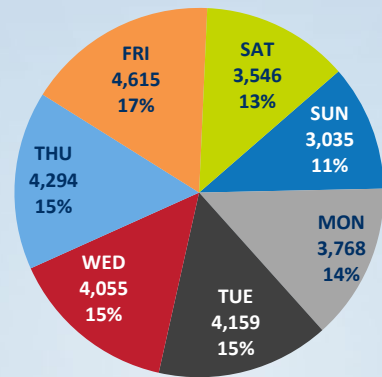


# 2023 Hamilton County Traffic Crashes

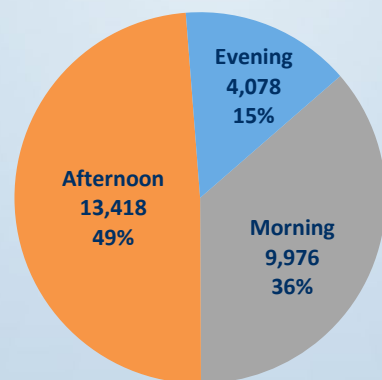
## Crashes by Severity



## Crashes by Day of Week



## Crashes by Time of Day

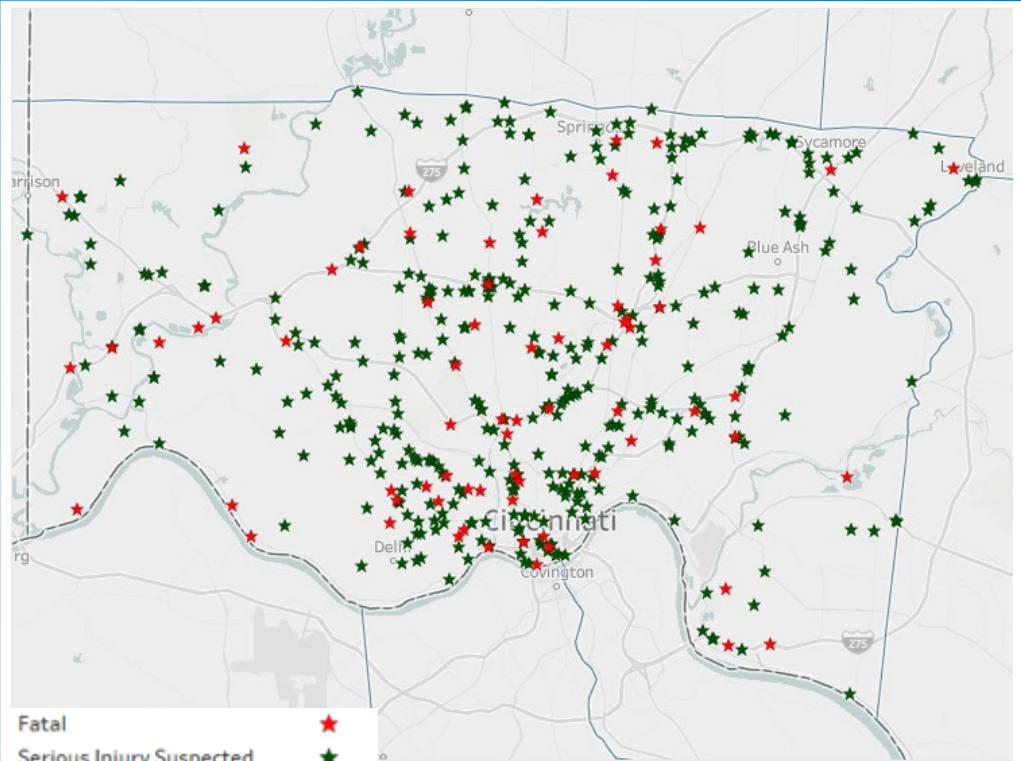


Hamilton County Safety Belt Compliance Rate

**91.4%**

Statewide Safety Belt Compliance Rate

**84.8%**



## Crash Severity

Crash Severity	2021	2022	2023	Total	Average
Fatal	65	75	72	212	71
Serious Injury	420	376	379	1,175	392
Minor Injury	3,174	3,103	3,122	9,399	3,133
Injury Possible	2,993	2,775	2,733	8,501	2,834
Property Damage	22,724	22,126	21,166	66,016	22,005

## Select Crash Categories

Category	2021	2022	2023	Total	Average
Youth-Related (Driver Age 15-24)	9,523	9,025	8,817	27,365	9,122
Teen-Related (Driver Age 15-19)	3,780	3,487	3,594	10,861	3,620
Failure to Yield-Related	3,444	3,401	3,447	10,292	3,431
Speed-Related	2,521	2,134	2,037	6,692	2,231
Commercial-Related	1,700	1,643	1,728	5,071	1,690
Ran Red Light/Stop Sign	1,593	1,542	1,433	4,568	1,523
OVI-Related	952	909	822	2,683	894
Distracted-Related	951	728	745	2,424	808
Drug-Related	222	178	139	539	180

## Top 3 Routes

Route	2021	2022	2023	Total	Average
IR-75	1,743	1,665	1,600	5,008	1,669
IR-71	966	1,152	1,239	3,357	1,119
IR-275	1,002	1,121	1,033	3,156	1,052

Additional crash information for Hamilton County is available from the OSTATS Crash Dashboard at: <https://statepatrol.ohio.gov/ostats>



**Ohio Traffic Safety Office**



### Phones Down. It's the Law.

- Ohio drivers can now be pulled over solely for holding a device.
- The first offense carries up to a \$150 fine and 2 points on your license.
- 38% of all distracted driving crashes in Ohio involve a driver under age 24.
- Drivers under the age of 18 are still restricted from using their devices in any way, including hands-free features.

### Driving Safely in the Dark

- With fewer hours of daylight in the fall and winter months, drivers spend more time driving in the dark.
- Increase visibility by ensuring your headlights, taillights, and wipers are working properly.
- Don't out drive your headlights! Low beams have 180 feet of visual space, and high beams have 350 feet.
- For the first full year after getting a probationary license, teen drivers must be accompanied by a parent between midnight and 6 a.m.

### The Facts About Driving High

- Driving while under the influence of marijuana is against the law.
- Marijuana impairs your ability to drive safely, affecting your motor skills, field of vision, perception, and reaction time.
- Marijuana makes it harder for a driver to correctly judge space between vehicles, speed, and how quickly to stop at an intersection.
- In 2023, marijuana was involved in 306 deadly crashes in Ohio – which accounts for 27% of all fatal crashes.
- Mixing alcohol and marijuana amplifies impairment.

## Distraction Likely a Factor in Rear-End Crash on I-71

On June 4 2024, the driver of a blue pickup truck was traveling south at 70 mph in the left lane through Norwood. The driver struck the back of a grey car directly in front of him that had slowed to 45 mph. The impact forced the grey car to hit the jersey wall. Both drivers were wearing seat belts, but the driver of the grey car was taken to the hospital with minor injuries. The driver of the pickup truck was not hurt. He was cited for Failure to Maintain Assured Clear Distance Ahead.

