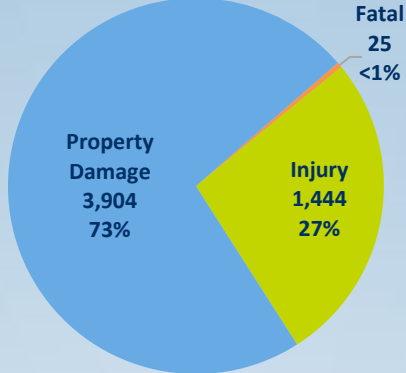




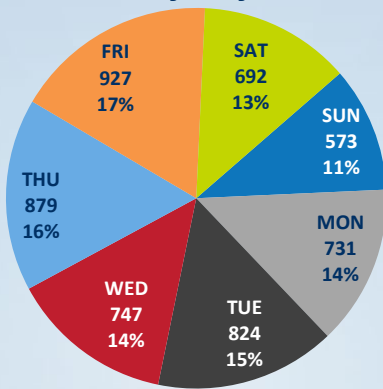
# FAST FACTS

## 2024 Lorain County Traffic Crashes

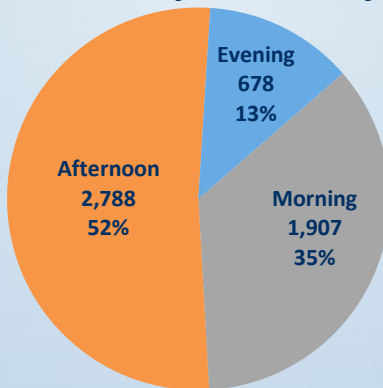
### Crashes by Severity



### Crashes by Day of Week



### Crashes by Time of Day

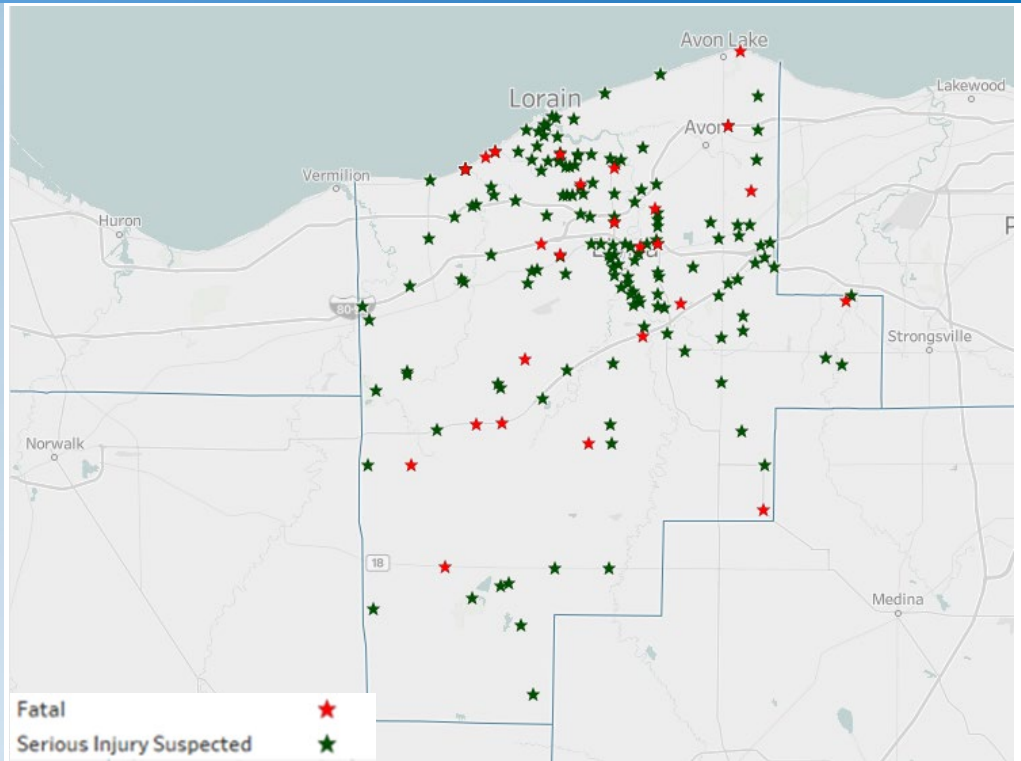


 Lorain County Safety Belt Compliance Rate

**87.5%**

 Statewide Safety Belt Compliance Rate

**85.2%**



### Crash Severity

Crash Severity	2022	2023	2024	Total	Average
Fatal	20	20	25	65	22
Serious Injury	152	134	151	437	146
Minor Injury	656	636	641	1,933	644
Injury Possible	667	697	652	2,016	672
Property Damage	4,518	4,171	3,904	12,593	4,198

### Select Crash Categories

Category	2022	2023	2024	Total	Average
Youth-Related (Driver Age 15-24)	1,837	1,750	1,646	5,233	1,744
Teen-Related (Driver Age 15-19)	881	864	836	2,581	860
Failure to Yield-Related	822	820	779	2,421	807
Speed-Related	576	543	559	1,678	559
Ran Red Light/Stop Sign	402	346	336	1,084	361
OVI-Related	376	305	266	947	316
Commercial-Related	336	268	284	888	296
Distracted-Related	222	191	177	590	197
Drug-Related	102	81	65	248	83

### Top 3 Routes

Route	2022	2023	2024	Total	Average
SR-57	342	322	311	975	325
IR-80	286	252	277	815	272
SR-58	281	245	284	810	270

Additional crash information for Lorain County is available from the OSTATS Crash Dashboard at:  
<https://statepatrol.ohio.gov/ostats>

 Ohio Traffic Safety Office



### The 100 Deadliest Days of Summer

- The 100 days between Memorial Day and Labor Day are known for a spike in traffic fatalities, especially for teen drivers.
- In 2024, there were 90 fatal crashes involving drivers under age 24 between Memorial Day and Labor Day.
- 1 in 3 fatal crashes during the "100 deadliest days" involve a speeding driver.
- Distracted Driving is defined as any activity that takes your eyes off the road, your hands off the steering wheel, or your mind off of driving.

### Safe Following Distance


- A safe following distance allows for more time and distance for you to brake and steer in an emergency situation.
- The best practice is to follow at least 3-4 seconds behind another vehicle on dry roads.
- Increase following distance to at least 5 seconds when driving faster than 50 mph, or when roads are slippery.
- Allow extra distance behind large vehicles like semi-trucks or buses because they cannot stop as quickly.

### Permit vs. Probationary License

- The Graduated Driver License (GDL) system allows teen drivers to gain experience gradually – starting in lower-risk situations.
- Teen drivers with a temporary permit are not allowed to drive alone and must hold their permit for at least 6 months.
- A probationary license is issued once a teen completes the required training and passes the driving test at the BMV.
- For the 1<sup>st</sup> year with a probationary license, teens cannot drive with more than 1 passenger that is not a family member.

## Teen Driver Killed on Columbia West River Road

On November 17, 2024, a 17-year-old driver was traveling northbound just after 11 p.m. He lost control in a curve and went off the right side of the roadway, where the vehicle struck the face of a guardrail, and the end of a separate stretch of guardrail – before it finally struck a tree. The teen driver was wearing a seat belt, but his injuries were too severe and he died at the hospital. Troopers believe excessive speed was a factor in this crash, as the speed limit in this area is 45 mph.



## One Killed in Head-On Crash with Semi-Truck

The driver of a silver SUV was traveling eastbound on US Route 20 in Pittsfield Township on October 18, 2024. She crossed the center line near mile post 5 and struck a semi-truck which was traveling westbound at 50mph. After impact, the SUV went off the side of the road, where it hit a snowmobile which was parked in a private driveway. The driver of the SUV was wearing a seat belt, but she later died at the hospital. The semi-truck driver was not hurt. Toxicology tests later showed the at-fault driver tested positive for multiple controlled substances and medications.

