



Ohio State Highway Patrol 2021 OPERATIONAL REPORT





Department of Public Safety

Mike DeWine, Governor
Jon Husted, Lt. Governor

Thomas J. Stickrath, Director
Colonel Richard S. Fambro, Superintendent



August 1, 2022

As the Superintendent of the Ohio State Highway Patrol, I am pleased to release our 2021 Operational Report. This comprehensive report demonstrates the various ways the Patrol is enhancing safety on our roadways and in our communities. This report also compares this year's success to the previous four years and provides summaries for each Patrol District.

Key Highlights for 2021

- OSHP conducted more than 1.1 million contacts with motorists.
- Of all contacts, 39 percent were enforcement and 61 percent were non-enforcement.
- 1,244 fatal crashes resulted in 1,356 deaths in Ohio.
- Of all fatal crashes, 652 were OVI related, killing 720 people.
- OSHP removed 18,600 impaired motorists.
- OSHP made 12,528 drug arrests.
- OSHP issued 73,150 seat belt citations.

The Ohio State Highway Patrol remains focused on removing drugs from our communities, impaired drivers from our roadways and preventing the tragic loss of life in traffic crashes. It is our hope that these statistics will be used to encourage safety and increase the quality of life in Ohio.

Sincerely,

Colonel Richard S. Fambro
Superintendent

Table of Contents

2021 Summary Statistics & Maps.....	3
Appendix A: State Summary Data.....	24
Activity by Year	25
District and State Activity Totals.....	26
Additional State Totals	27
Appendix B: District Summary Sheets.....	28
Appendix C: County Summary Sheets	38

This page intentionally left blank.

OHIO STATE HIGHWAY PATROL

MONTHLY OPERATIONS REPORT

-- 2021 Summary Statistics and Maps --

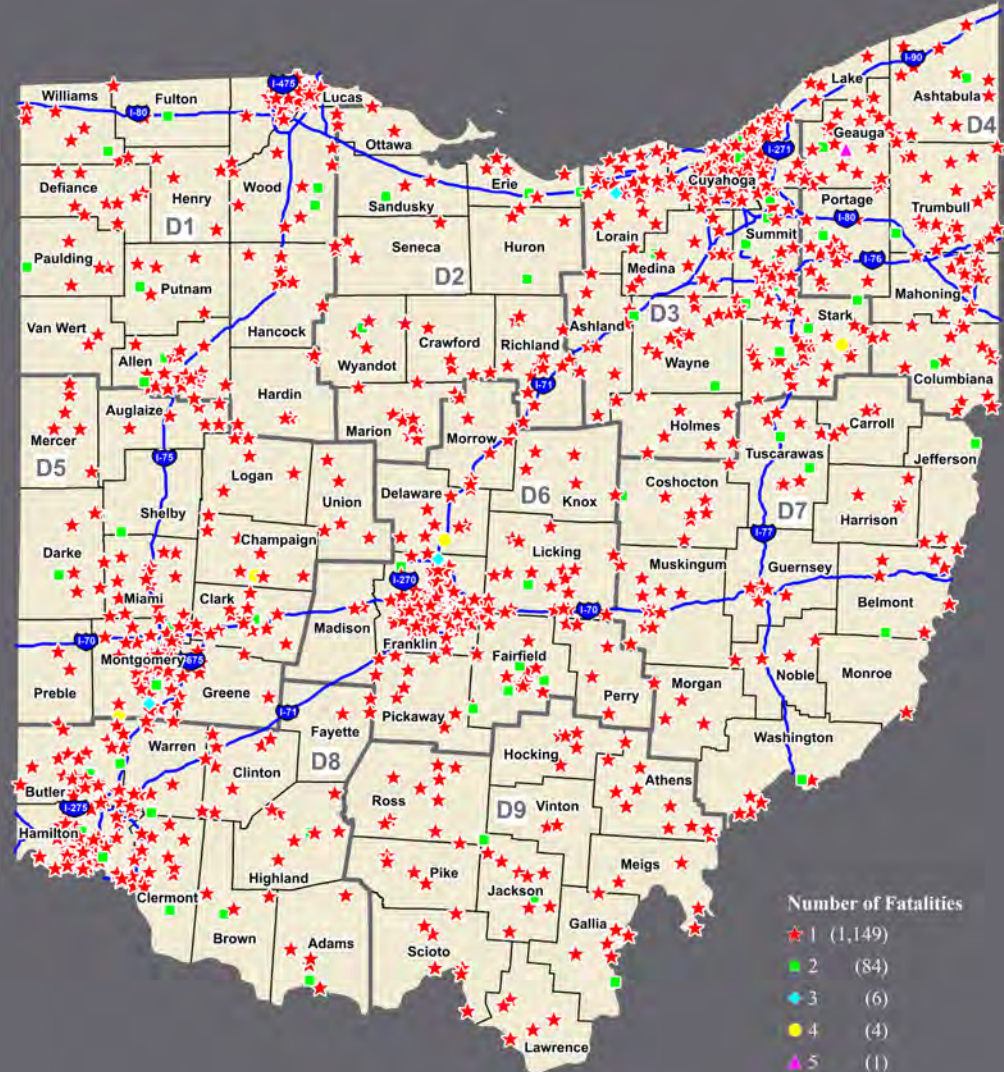


OHIO STATE HIGHWAY PATROL

Fatal Traffic Crashes

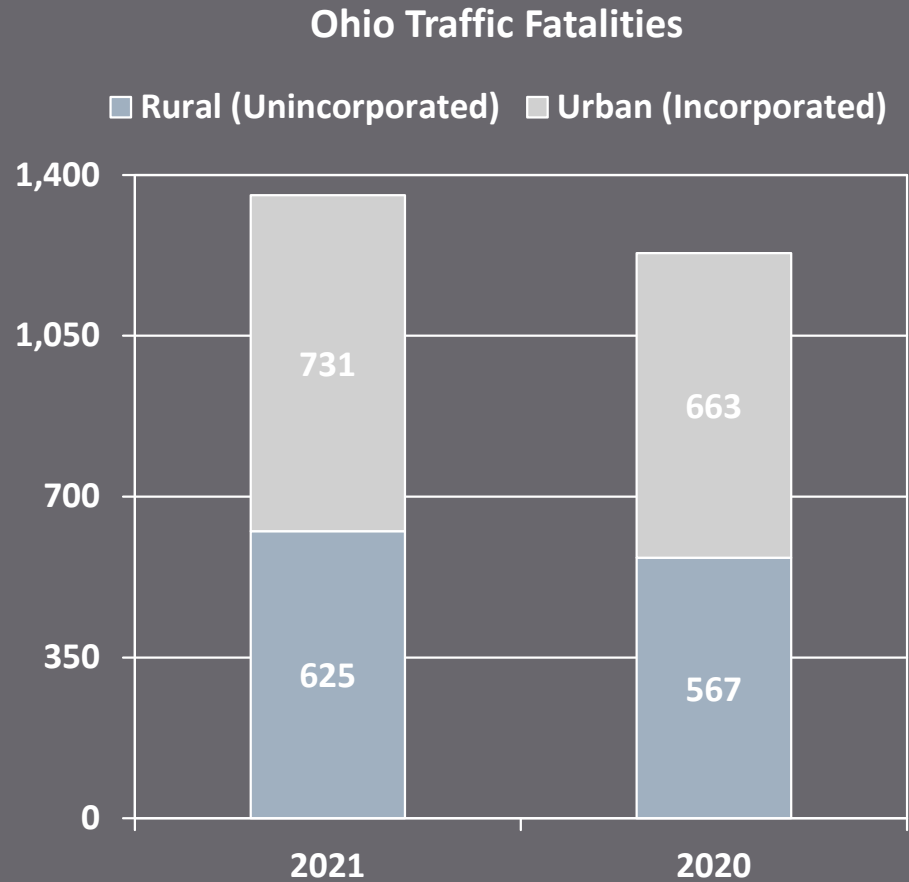


- ✓ In 2021, there were 1,244 fatal traffic crashes resulting in 1,356 deaths in Ohio.
- ✓ These were 90 more fatal crashes (+8%) than occurred in 2020.
- ✓ Cuyahoga (121), Franklin (118), Hamilton (65), Montgomery (61) and Lucas (53) Counties led the state in fatal crashes.
- ✓ These 5 counties accounted for more than one in three fatal crashes (418 or 34%) in Ohio.
- ✓ OSHP was the lead investigating agency in 563 fatal crashes (45%).

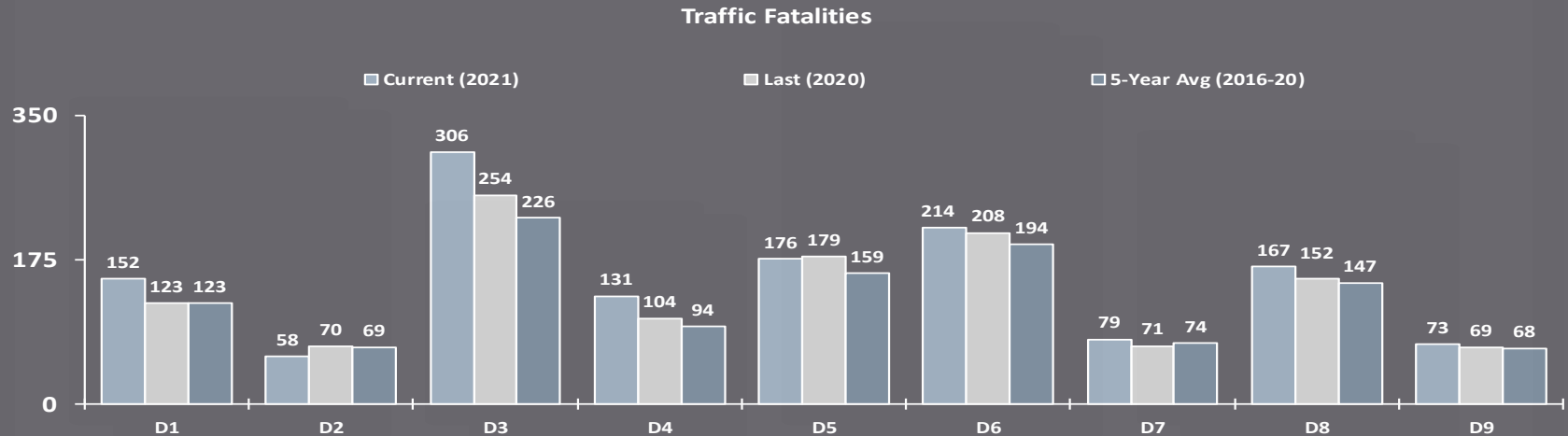


Traffic Fatalities

- ✓ In 2021, 1,356 people died in traffic-related crashes on Ohio roadways. These included 625 rural and 731 urban fatalities (46% and 54% respectively).
- ✓ These were 126 more traffic fatalities (+10%) than occurred in 2020.
- ✓ In 2021, rural fatalities increased by 58 (+10%) and urban fatalities increased by 68 (+10%) compared to 2020.



Traffic Fatalities by District



- ✓ In 2021, there were 1,356 traffic fatalities in Ohio. These were 126 more traffic fatalities (+10%) than in 2020 and 202 more traffic fatalities (+18%) than the previous 5-year average (2016-2020).
- ✓ District 3 (306), District 6 (214), District 5 (176) and District 8 (167) led the state in traffic fatalities.
- ✓ District 2 (-17%) and District 5 (-2%) both experienced declines in traffic fatalities from 2020 to 2021.

OVI-Related Fatal Traffic Crashes

- ✓ In 2021, there were 652 OVI-related fatal crashes resulting in 720 deaths in Ohio. This included 283 rural (43%) and 369 urban (57%) OVI-related fatal crashes.
- ✓ Franklin (62), Cuyahoga (60), Hamilton (40), Montgomery (36) and Lucas (28) Counties led the state in OVI-related fatal crashes in 2021.
- ✓ OSHP was the lead investigating agency in 307 OVI-related fatal crashes (47%).



Commercial-Involved Fatal Traffic Crashes

- ✓ In 2021, there were 170 commercial-involved fatal traffic crashes resulting in 192 deaths in Ohio. This included 95 rural (56%) and 75 urban (44%) fatal crashes.
- ✓ These were 57 more commercial-involved fatal crashes (+50%) than occurred in 2020.
- ✓ Franklin (16), Cuyahoga (11), Butler (6), Lorain (6), Lucas (6) and Wood (6) Counties led the state in commercial-involved fatal crashes in 2021.
- ✓ OSHP was the lead investigating agency in 99 commercial-involved fatal crashes (58%).

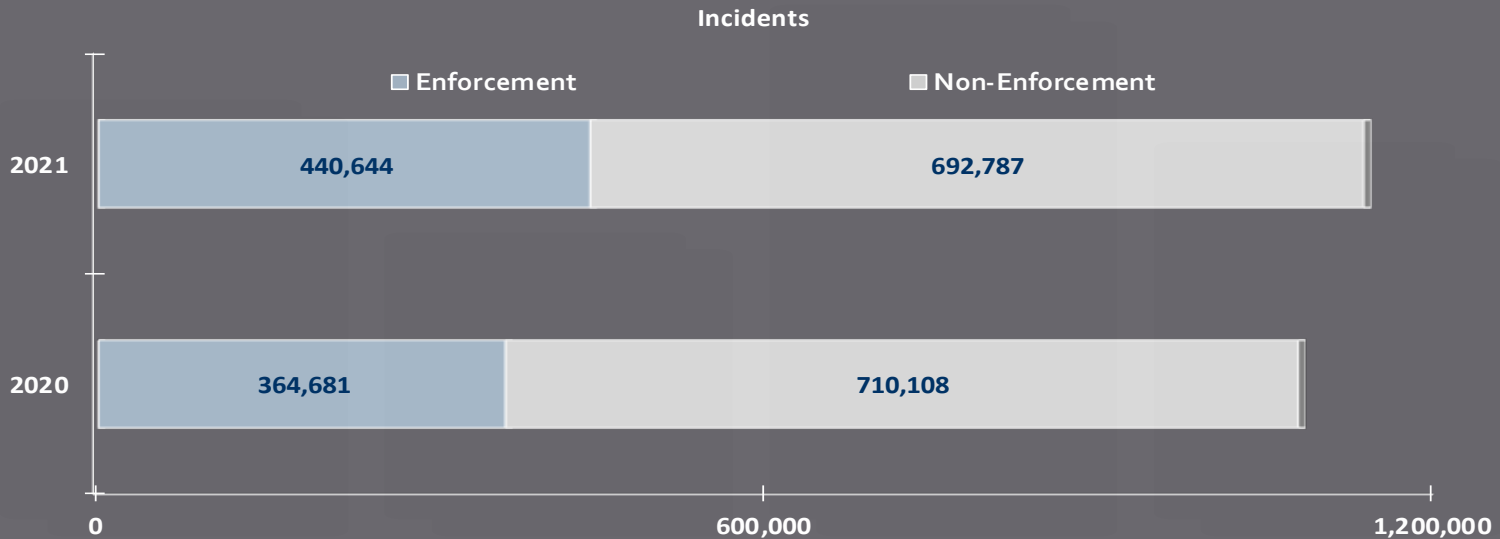


Motorcycle-Involved Fatal Traffic Crashes

- ✓ In 2021, there were 215 motorcycle-involved fatal traffic crashes resulting in 225 deaths in Ohio. This included 94 rural (44%) and 121 urban (56%) fatal crashes.
- ✓ These were 10 more motorcycle-involved fatal crashes (+5%) than occurred in 2020.
- ✓ Cuyahoga (24), Franklin (19), Lucas (14), Summit (12) and Montgomery (10) Counties led the state in motorcycle-involved fatal crashes in 2021.
- ✓ OSHP was the lead investigating agency in 87 motorcycle-involved fatal crashes (40%).



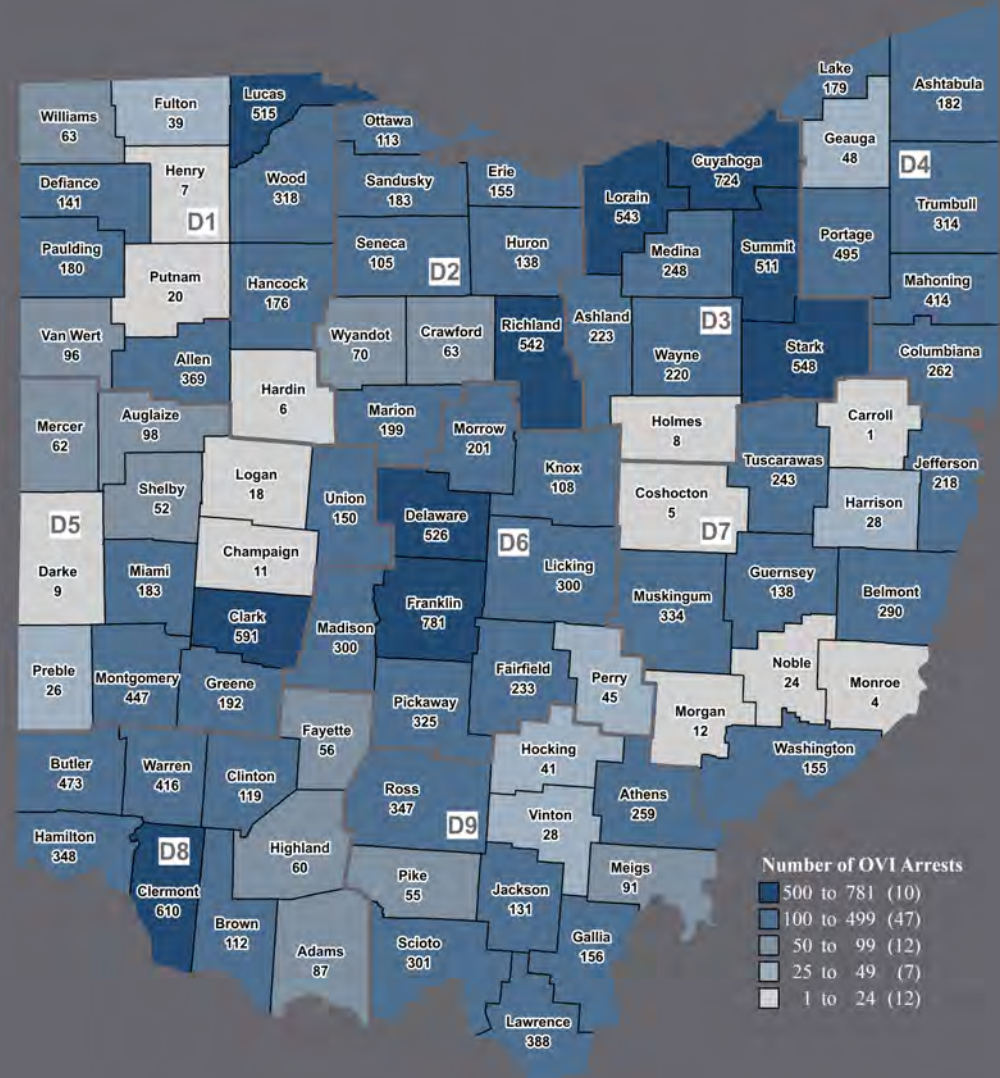
Activity



- ✓ In 2021, Troopers were involved in 1,133,431 incidents. This included 440,644 enforcement and 692,787 non-enforcement incidents (39% and 61% respectively).
- ✓ Total incidents were up 58,642 (+5%) from 2020 levels. Enforcement incidents were up 75,963 (+21%) and non-enforcement incidents were down 17,321 (-2%).

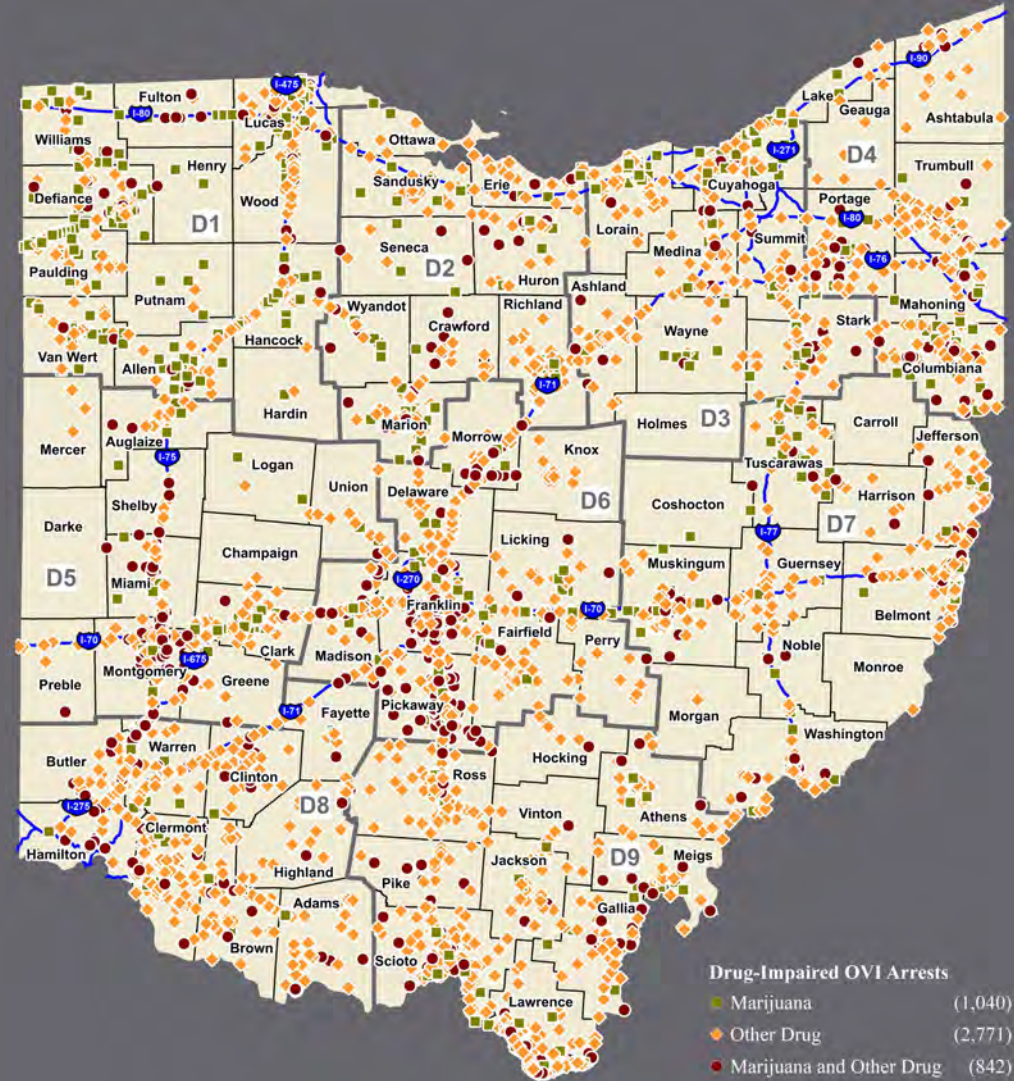
Select Traffic Enforcement: OVI

- ✓ In 2021, Troopers made 18,600 OVI arrests.
- ✓ These were 2,069 more OVI arrests (+13%) than were made in 2020.
- ✓ OVI arrests by Troopers occurred most frequently in Franklin (781), Cuyahoga (724), Clermont (610), Clark (591) and Stark (548) Counties.
- ✓ These 5 counties accounted for nearly one in five OSHP OVI arrests (3,254 or 17%).
- ✓ In 2021, Richland (+206), Allen (+141), Madison (+134), Delaware (+114) and Ross (+107) Counties saw the largest increases in OSHP OVI arrests from 2020 to 2021.
- ✓ Post 18 Cleveland (666), Post 13 Batavia (641), Post 21 Delaware (626) and Post 12 Springfield (595) led the state in OVI arrests in 2021.
- ✓ In 2021, Post 70 Mansfield (+216), Post 2 Lima (+142), Post 20 Defiance (+141) and Post 57 Dayton (+127) recorded the largest increases in OVI arrests from 2020 to 2021.



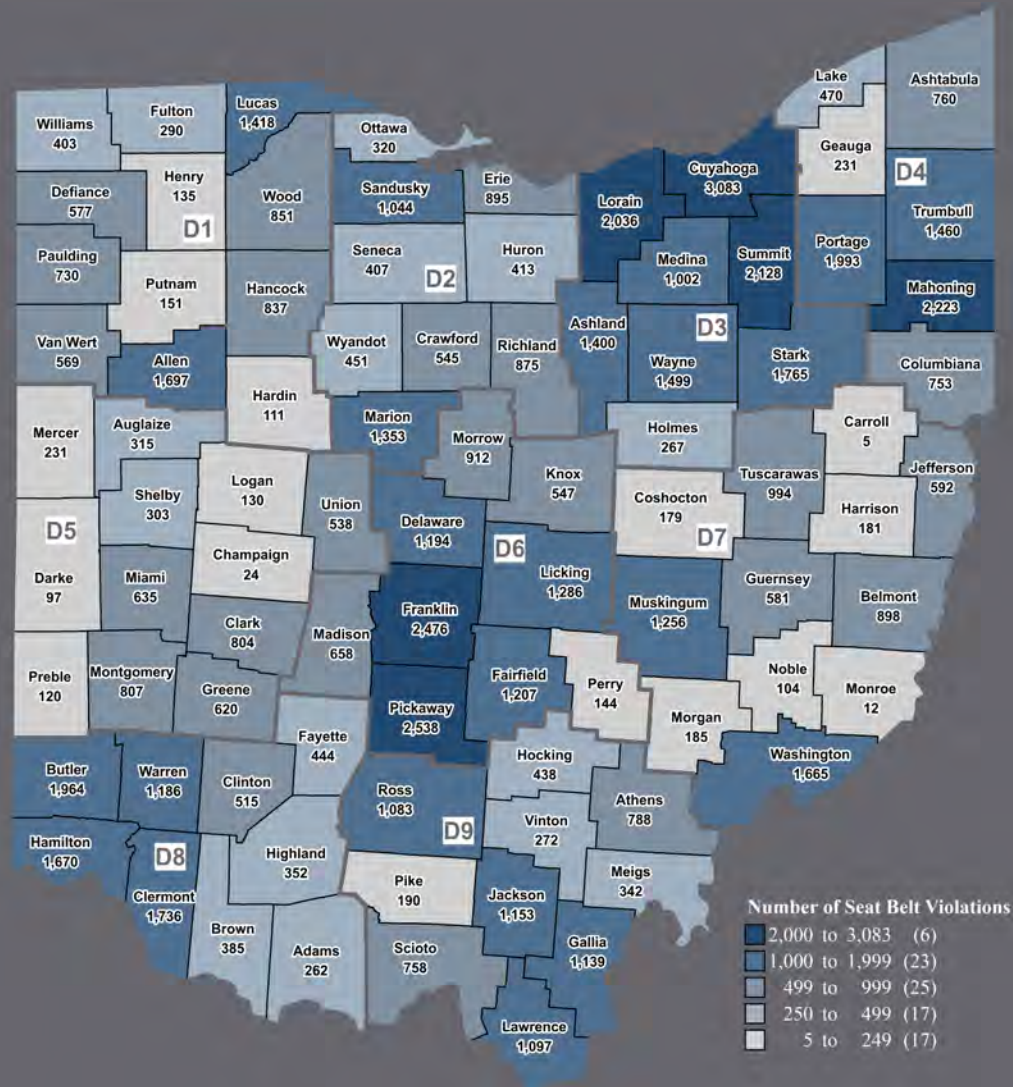
Select Traffic Enforcement: Drug-Impaired OVI

- ✓ In 2021, Troopers made 4,653 drug-impaired driving arrests. This included 1,040 marijuana-impaired arrests (22%), 2,771 other drug-impaired arrests (60%) and 842 marijuana and other drug-impaired arrests (18%).
- ✓ Drug-impaired driving arrests by Troopers occurred most frequently in Franklin (216), Pickaway (216), Clermont (203), Lawrence (193) and Scioto (167) Counties.
- ✓ These 5 counties accounted for more than one in five OSHP drug-impaired OVI arrests (995 or 21%).
- ✓ Post 65 Circleville (286), Post 13 Batavia (208), Post 44 Ironton (197) and Post 73 Portsmouth (184) led the state in drug-impaired driving arrests in 2021.
- ✓ In 2021, one in four OSHP OVI arrests involved a driver impaired by marijuana and/or another drug (4,653 or 25%).



Select Traffic Enforcement: Seat Belt

- ✓ In 2021, Troopers made 73,150 seat belt arrests.
- ✓ These were 16,147 more seat belt arrests (+28%) than were made in 2020.
- ✓ Seat belt arrests by Troopers occurred most frequently in Cuyahoga (3,083), Pickaway (2,538), Franklin (2,476), Mahoning (2,223) and Summit (2,128) Counties.
- ✓ These 5 counties accounted for nearly one in five OSHP seat belt arrests (12,448 or 17%).
- ✓ In 2021, Pickaway (+1,192), Clermont (+965) and Allen (+673) Counties saw the largest increases in OSHP seat belt arrests from 2020 to 2021.
- ✓ Post 65 Circleville (2,816), Post 18 Cleveland (2,719), Post 31 Cincinnati (2,016) and Post 47 Elyria (1,938) led the state in seat belt arrests in 2021.
- ✓ In 2021, Post 65 Circleville (+1,130) and Post 13 Batavia (+930) recorded the largest increases in OSHP seat belt arrests from 2020 to 2021.



Select Traffic Enforcement: Distracted Driving

- ✓ In 2021, Troopers made 11,651 arrests for distracted driving.
- ✓ These were 2,313 more distracted driving arrests (+25%) than were made in 2020.
- ✓ Distracted driving arrests by Troopers occurred most frequently in Cuyahoga (663), Hamilton (614), Lorain (400), Warren (398) and Erie (394) Counties.
- ✓ These 5 counties accounted for more than one in five OSHP distracted driving arrests (2,469 or 21%).
- ✓ In 2021, Cuyahoga (+355), Hamilton (+162) and Erie (+154) Counties saw the largest increases in OSHP distracted driving arrests from 2020 to 2021.
- ✓ Post 31 Cincinnati (695), Post 90 Milan (637) and Post 18 Cleveland (618) led the state in distracted driving arrests in 2021.
- ✓ In 2021, Post 18 Cleveland (+387) and Post 90 Milan (+298) recorded the largest increases in OSHP distracted driving arrests from 2020 to 2021.



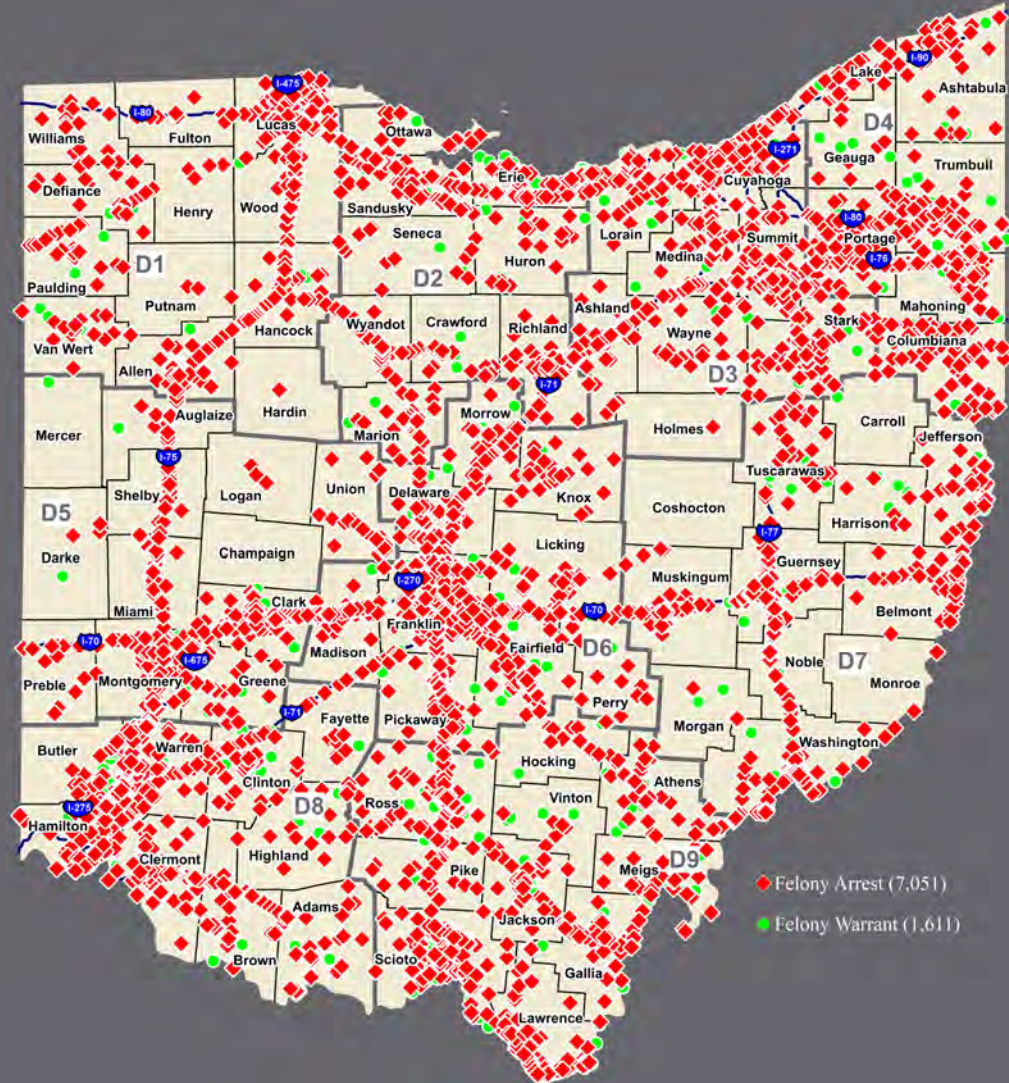
Select Traffic Enforcement: Level 3 Inspections

- ✓ In 2021, Troopers and Inspectors conducted 30,335 Level 3 commercial vehicle inspections.
- ✓ These were 5,448 more Level 3 commercial vehicle inspections (+22%) than were conducted in 2020.
- ✓ Level 3 commercial vehicle inspections occurred most frequently in Trumbull (1,816), Mahoning (1,706), Summit (1,221), Richland (1,162) and Butler (1,157) Counties.
- ✓ These 5 counties accounted for nearly one in four OSHP Level 3 commercial vehicle inspections (7,062 or 23%).
- ✓ In 2021, Mahoning (+490), Trumbull (+463), Guernsey (+436) and Summit (+416) Counties saw the largest increases in OSHP Level 3 commercial vehicle inspections from 2020 to 2021.
- ✓ District 4 DHQ (4,819), District 2 DHQ (4,471) and District 3 DHQ (4,004) led the state in Level 3 commercial vehicle inspections in 2021.
- ✓ In 2021, District 3 DHQ (+1,168) and District 4 DHQ (+1,036) recorded the largest increases in Level 3 commercial vehicle inspections from 2020 to 2021.



Select Criminal Enforcement: Felons

- ✓ In 2021, Troopers made 8,662 felony stops. This included 7,051 felony arrests (81%) and 1,611 felony warrant apprehensions (19%).
- ✓ These were 1,149 more felony stops (+15%) than were made in 2020.
- ✓ Felony stops occurred most frequently in Franklin (689), Cuyahoga (553), Summit (393), Stark (300) and Wood (272) Counties.
- ✓ These 5 counties accounted for one in four OSHP felony stops (2,207 or 25%).
- ✓ In 2021, Franklin (+130), Mahoning (+110) and Stark (+93) Counties saw the largest increases in OSHP felony stops from 2020 to 2021.
- ✓ Post 18 Cleveland (451), Post 76 Canton (297) and Post 21 Delaware (253) led the state in felony stops in 2021.
- ✓ In 2021, Post 87 Bowling Green (+102), Post 21 Delaware (+85) and Post 50 Canfield (+78) recorded the largest increases in OSHP felony stops from 2020 to 2021.



Select Criminal Enforcement: Drugs

- ✓ In 2021, Troopers made 12,528 drug arrests.
- ✓ These were 520 more drug arrests (+4%) than were made in 2020.
- ✓ Drug arrests occurred most frequently in Wood (566), Cuyahoga (553), Summit (475), Hancock (398) and Stark (378) Counties.
- ✓ These 5 counties accounted for nearly one in five OSHP drug arrests (2,370 or 19%).
- ✓ In 2021, Wood (+143), Madison (+118), Stark (+114) and Mahoning (+97) Counties saw the largest increases in OSHP drug arrests from 2020 to 2021.
- ✓ Post 18 Cleveland (435), Post 32 Findlay (397) and Post 87 Bowling Green (375) led the state in drug arrests in 2021.
- ✓ In 2021, Post 55 Piqua (+150), Post 87 Bowling Green (+121) and Post 20 Defiance (+109) recorded the largest increases in OSHP drug arrests from 2020 to 2021.



Select Criminal Enforcement: Weapons

- ✓ In 2021, Troopers made 1,581 arrests for illegal weapons.
- ✓ These were 352 more illegal weapon arrests (+29%) than were made in 2020.
- ✓ Illegal weapon arrests occurred most frequently in Cuyahoga (123), Summit (77), Franklin (68), Delaware (53) and Mahoning (52) Counties.
- ✓ These 5 counties accounted for nearly one in four OSHP illegal weapon arrests (373 or 24%).
- ✓ In 2021, Delaware (+36) and Mahoning (+27) Counties saw the largest increases in OSHP illegal weapon arrests from 2020 to 2021.
- ✓ Post 18 Cleveland (112), Post 21 Delaware (63) and Post 76 Canton (46) led the state in illegal weapon arrests in 2021.
- ✓ In 2021, Post 21 Delaware (+41) and Post 3 Ashland (+23) recorded the largest increases in OSHP illegal weapon arrests from 2020 to 2021.



Select Criminal Enforcement: Resisting Arrest

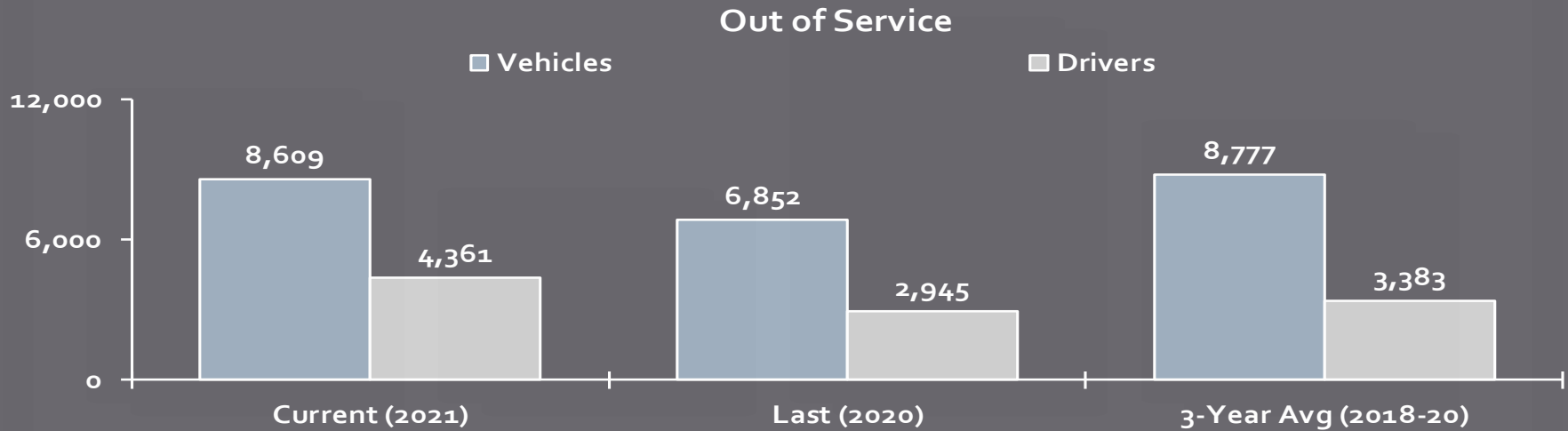
- ✓ In 2021, Troopers were involved in 1,299 response-to-resistance cases.
- ✓ These were 152 more response-to-resistance cases (+13%) than were made in 2020.
- ✓ Resisting arrest cases occurred most frequently in Cuyahoga (187), Summit (77), Stark (59), Warren (50) and Mahoning (47) Counties.
- ✓ These 5 counties accounted for nearly one in three response-to-resistance cases (420 or 32%).
- ✓ In 2021, Stark (+25) and Portage (+19) Counties saw the largest increases in OSHP resisting arrest cases from 2020 to 2021.
- ✓ Post 18 Cleveland (172), Post 76 Canton (57) and Post 77 Akron (52) led the state in resisting arrest cases in 2021.
- ✓ In 2021, Post 13 Batavia (+19), Post 76 Canton (+17) and Post 9 Hamilton (+17) recorded the largest increases in resisting arrest cases from 2020 to 2021.



Ohio Investigative Unit: Cases

Violation Type	Current (2021)	Last (2020)	Diff. (2021-2020)	% Change (2021-2020)
Total Cases	3,268	2,906	+362	+12%
Alcohol Violations	1,620	1,197	+423	+35%
Drug Violations	224	194	+30	+15%
Tobacco Violations	327	82	+245	+299%
SNAP/WIC Violations	83	81	+2	+2%
Trace-Back Investigations	210	215	-5	-2%
Assisting Other Agencies	177	191	-14	-7%
Business Violations	356	368	-12	-3%

- ✓ In 2021, OIU investigated 3,268 cases. These were 362 more cases (+12%) than were investigated in 2020.
- ✓ In 2021, cases involving Tobacco Violations (+299%) and Alcohol Violations (+35%) experienced the largest increases from 2020 to 2021.



- ✓ In 2021, motor carrier inspections resulted in 8,609 commercial vehicles and 4,361 commercial vehicle drivers being placed out of service.
- ✓ The number of commercial vehicles placed out of service was up 1,757 (+26%) compared to 2020 and down 168 (-2%) from the previous 3-year average (2018-20).
- ✓ The number of commercial vehicle drivers placed out of service was up 1,416 (+48%) compared to 2020 and up 978 (+29%) from the previous 3-year average (2018-20).

Commercial Motor Vehicle: Scales

Weight Enforcement	Annual Totals			Change (+/-)	
	Current (2021)	Last (2020)	3-Year Avg. (2018-20)	2021 to 2020	2021 to 3-Year Avg.
Platform – Trucks Weighed	1,654,692	2,162,470	2,137,072	-507,778 (-23%)	-482,380 (-23%)
Platform – Trucks Overweight	2,105	2,357	3,535	-252 (-11%)	-1,430 (-40%)
Portable – Trucks Weighed	2,209	1,888	2,517	+321 (+17%)	-308 (-12%)
Portable – Trucks Overweight	1,892	1,609	2,114	-283 (+18%)	-222 (-11%)

- ✓ In 2021, the Patrol weighed 1,654,692 commercial motor vehicles on platform scales. These were 23% fewer than in 2020 and 23% fewer than the previous 3-year average (2018-20). The number of overweight trucks detected with platform scales dropped 11% compared to 2020 and 40% from the previous 3-year average (2018-20).
- ✓ In 2021, OSHP weighed 2,209 vehicles with portable scales, 17% more than in 2020 and 12% fewer than the previous 3-year average (2018-20). The number of overweight vehicles identified with portable scales was up 18% from 2020 levels, and down 11% compared to the previous 3-year average (2018-20).

APPENDIX A: STATE SUMMARY DATA



Statewide Activity Comparison (2017–2021)

OSHP Traffic Safety Activity

YEAR	Enforcement Stops	Non Enforcement Stops	OVI Arrests	Distracted Driving Citations	Safety Belt Citations	CMV* Traffic Citations	Motorist Assists	Violation Warnings
2017	634,841	836,907	27,375	658	139,315	31,791	216,149	467,009
2018	618,349	829,890	26,615	968	137,044	32,869	218,756	459,038
2019	556,696	805,886	22,525	8,538	104,149	32,179	208,374	404,892
2020	364,681	710,108	16,531	9,338	57,003	20,179	175,854	261,337
2021	440,644	692,787	18,600	11,651	73,150	23,883	161,620	295,895

CMV = Commercial Motor Vehicle. Data is provisional as of 07/11/2022.

OSHP Crime Enforcement

YEAR	Cases	Felony Arrests	Felony Warrants	Misdemeanor Warrants	Misdemeanor Summons	Drug Arrests	Illegal Weapon Arrests	Identity Theft Arrests	Resisting Arrest Cases
2017	12,745	6,154	1,512	5,696	16,585	16,669	971	145	1,106
2018	21,890	7,042	1,727	5,831	16,842	16,974	1,094	175	1,174
2019	21,589	6,217	1,621	5,084	13,165	13,570	941	130	980
2020	20,194	6,142	1,371	3,817	11,563	12,008	1,229	106	1,147
2021	21,998	7,051	1,611	4,697	11,989	12,528	1,581	101	1,299

Data is provisional as of 07/11/2022.



2021 Ohio State Highway Patrol Activity by District

2021 OSHP Traffic Safety Activity

District	Enforcement Stops	Non Enforcement Stops	Crashes Investigated	OVI Arrests	DUS* Citations	Distracted Driving Citations	Seat Belt Citations	CMV* Traffic Citations	Motorist Assists	Violation Warnings
District 1	50,105	76,448	5,554	1,933	2,447	1,022	7,734	3,779	19,546	35,325
District 2	52,716	90,609	5,926	1,608	3,011	1,879	6,514	3,660	18,054	32,162
District 3	47,332	75,598	7,320	2,965	3,642	1,939	12,662	1,682	13,539	37,722
District 4	46,063	87,985	8,459	1,916	2,533	733	8,237	4,104	20,030	41,195
District 5	47,712	71,407	5,472	1,820	2,924	823	4,594	2,026	17,310	28,797
District 6	64,960	87,620	6,680	2,816	4,430	1,813	11,005	2,374	22,856	39,082
District 7	35,898	63,714	6,226	1,457	2,254	674	6,670	2,266	17,068	21,600
District 8	52,224	74,378	6,176	2,298	3,777	1,898	8,555	1,980	17,196	34,467
District 9	43,634	65,025	6,264	1,787	3,119	870	7,179	2,012	16,019	25,545
Total	440,644	692,784	58,077	18,600	28,137	11,651	73,150	23,883	161,618	295,895

*DUS = Driving Under Suspension; CMV = Commercial Motor Vehicle.

2021 OSHP Crime Enforcement

District	Cases	Felony Arrests	Felony Warrants	Misdemeanor Warrants	Misdemeanor Summons	Drug Arrests	Illegal Weapon Arrests	Identity Theft Arrests	Resisting Arrest Cases
District 1	2,843	750	131	336	1,882	1,923	171	13	112
District 2	2,414	505	129	550	1,537	1,465	148	16	91
District 3	3,556	1,321	319	837	2,014	2,145	361	9	391
District 4	2,565	708	151	351	1,346	1,418	164	6	158
District 5	1,575	454	127	354	940	941	125	8	120
District 6	3,725	1,382	242	543	1,445	1,582	266	26	122
District 7	1,666	499	102	348	956	967	89	3	69
District 8	2,143	716	164	689	1,235	1,257	149	11	167
District 9	1,512	716	246	689	634	830	108	9	69
Total	21,999	7,051	1,611	4,697	11,989	12,528	1,581	101	1,299



Additional State Totals

2021 OSHP Calls for Service	
Traffic Stop	678,102
Routine/Other Duties	150,444
Disabled Vehicle	123,579
Crashes	81,223
Road Hazards	57,976
Reckless/OVI	68,131
Investigations	24,073
Drug Courier	1,469
Violence-Related	7,423
Warrant/Wanted Person	2,970
Total	1,195,390

Source: Computer-Aided Dispatch System (CAD) and Premier One Dispatch System. Data is provisional as of 07/11/2022.

Sworn OSHP Personnel	
Colonel	1
Lt. Colonel	2
Major	6
Captain	19
Staff Lieutenant	38
Lieutenant	94
Sergeant	332
Trooper	989
Total	1,481

Source: PeopleSoft Database. 2021 personnel numbers as of 6/30/2021.

Crashes by Investigating Agency and Crash Severity				
Investigating Agency		Fatal	Injury	PDO
OSP	Rural	509	15,256	36,928
	Urban	54	1,484	4,000
CSO	Rural	139	6,081	19,346
	Urban	23	820	3,112
Other	Rural	41	4,994	15,899
	Urban	478	41,142	119,373
Total		1,244	69,777	198,658

Source: DPS Electronic Crash Database. 2021 crash numbers provisional as of 07/11/2022.

APPENDIX B: DISTRICT SUMMARY SHEETS

District 1



2021 Sworn OSHP Personnel	
Captain	1
Staff Lieutenant	2
Lieutenant	7
Sergeant	33
Trooper	109
Total:	152

2021 Crashes by Investigating Agency and Crash Severity				
Investigating Agency		Fatal Crashes	Injury Crashes	PDO/Unknown
OSHP	Rural	56	1,414	3,453
	Urban	2	167	403
CSO	Rural	22	697	3,567
	Urban	4	65	273
Other PD	Rural	3	297	904
	Urban	52	4,092	13,024
Total:		139	6,732	21,624

2021 Calls for Service by Type	
Traffic Stop	76,142
Routine/Other Duties	15,645
Disabled Vehicle	15,582
Crashes	7,018
Road Hazards	5,835
Reckless/OVI	5,827
Investigations	2,271
Drug Courier	78
Violence-Related	437
Warrant/Wanted Person	176
Total:	129,011

2021 Incidents by Municipality (Top 5)	
Toledo City	6,484
Bath Township	4,534
Portage Township	4,283
Perrysburg Township	4,235
Allen Township	4,221
Other (remaining municipalities' sum)	122,587
Total:	146,344

2021 Assists to Other Agencies (Top 5) ¹	
Toledo PD	572
Wood CSO	347
Allen CSO	328
Hancock CSO	307
Lucas CSO	276
Other (remaining municipalities' sum)	2,700
Total:	4,530

2021 OSHP Traffic Safety Enforcement

OSP POST	Enforcement Stops	Non Enforcement Stops	Crashes Inv.	OVI Arrests	DUS ² Citations	Distracted Driving Violations	Safety Belt Citations	CMV ² Traffic Citations	Motorist Assists	Violation Warnings
00 DHQ	1,300	9,098	44	12	28	6	100	321	1,768	2,479
02 Lima	7,870	9,224	1,291	375	557	300	1,734	165	1,809	4,389
20 Defiance	5,549	7,792	790	219	237	177	1,204	359	2,188	5,491
32 Findlay	5,715	9,373	563	185	182	78	939	826	2,379	5,060
48 Toledo	6,565	7,464	1,422	492	661	79	1,213	189	2,768	4,308
81 Van Wert	8,041	9,273	314	283	430	167	1,337	681	1,580	5,868
87 Bowling Green	6,981	10,265	469	307	283	108	713	222	2,674	4,831
89 Swanton	8,084	13,959	661	60	69	107	494	1,016	4,380	2,899
Total:	50,105	76,448	5,554	1,933	2,447	1,022	7,734	3,779	19,546	35,325

2021 OSHP Crime Enforcement

OSP POST	Cases	Felony Arrests	Felony Warrants	Misdemeanor Warrants	Misdemeanor Summons	Drug Arrests	Illegal Weapon Arrests	Identity Theft Arrests	Resisting Arrests
00 DHQ	495	116	21	13	179	228	15	2	7
02 Lima	396	100	10	52	313	255	30	0	21
20 Defiance	222	48	7	30	184	174	6	2	5
32 Findlay	466	158	23	47	350	397	35	3	14
48 Toledo	264	74	29	78	143	155	27	2	18
81 Van Wert	347	80	17	25	289	281	22	1	15
87 Bowling Green	502	158	20	82	363	375	32	3	24
89 Swanton	151	16	4	9	61	58	4	0	8
Total:	2,843	750	131	336	1,882	1,923	171	13	112

-- All 2021 crash and activity data is provisional as of the run date of 7/11/2022 --

¹ Assistance to other agencies includes support that is directly (on-scene support on public or private property) or indirectly (referrals to other agencies) provided by OSHP personnel. Does not include assistance to non-law enforcement agencies, non-identified agencies, or other OSHP Posts.

² DUS = Driving under a suspended license; CMV = Commercial motor vehicle.

District 2



2021 Calls for Service by Type	
Traffic Stop	76,524
Routine/Other Duties	24,528
Disabled Vehicle	12,461
Crashes	7,353
Road Hazards	5,283
Reckless/OVI	6,841
Investigations	2,034
Drug Courier	493
Violence-Related	1,162
Warrant/Wanted Person	317
Total:	136,996

2021 Sworn OSHP Personnel	
Captain	1
Staff Lieutenant	2
Lieutenant	8
Sergeant	32
Trooper	101
Total:	144

2021 Incidents by Municipality (Top 5)	
Marion Township	10,757
Mansfield Township	6,532
Mifflin Township	6,102
Riley Township	4,456
Washington Township	4,415
Other (remaining municipalities' sum)	129,016
Total:	161,278

2021 Crashes by Investigating Agency and Crash Severity				
Investigating Agency		Fatal Crashes	Injury Crashes	PDO/Unknown
OSHP	Rural	36	1,363	3,898
	Urban	4	111	257
CSO	Rural	4	355	1,347
	Urban	5	136	612
Other PD	Rural	1	125	423
	Urban	7	1,011	4,105
Total:		57	3,101	10,642

2021 Assists to Other Agencies (Top 5) ¹	
Mansfield PD	397
Erie CSO	368
Richland CSO	343
Marion CSO	296
Huron CSO	253
Other (remaining municipalities' sum)	2,568
Total:	4,225

2021 OSHP Traffic Safety Enforcement

OSP POST	Enforcement Stops	Non Enforcement Stops	Crashes Inv.	OVI Arrests	DUS ² Citations	Distracted Driving Violations	Safety Belt Citations	CMV ² Traffic Citations	Motorist Assists	Violation Warnings
00 DHQ	1,756	13,002	49	13	106	25	89	640	1,430	1,957
17 Bucyrus	8,331	12,734	420	151	484	352	998	564	2,055	5,917
22 Sandusky	5,750	8,275	422	230	390	165	864	96	2,133	3,559
39 Norwalk	5,550	8,638	781	245	281	168	831	353	1,581	6,178
51 Marion	5,391	13,714	999	199	547	193	1,379	176	1,951	3,683
70 Mansfield	7,061	14,420	1,751	516	549	206	845	248	3,298	4,691
72 Fremont	5,333	6,552	708	154	278	133	917	230	1,618	3,705
90 Milan	13,544	13,274	796	100	376	637	591	1,353	3,988	2,472
Total:	52,716	90,609	5,926	1,608	3,011	1,879	6,514	3,660	18,054	32,162

2021 OSHP Crime Enforcement

OSP POST	Cases	Felony Arrests	Felony Warrants	Misdemeanor Warrants	Misdemeanor Summons	Drug Arrests	Illegal Weapon Arrests	Identity Theft Arrests	Resisting Arrests
00 DHQ	357	68	9	14	99	117	16	0	5
17 Bucyrus	398	98	20	58	333	324	29	0	12
22 Sandusky	247	56	33	77	172	163	20	3	15
39 Norwalk	244	36	16	79	173	153	11	1	5
51 Marion	250	54	14	90	186	166	11	2	10
70 Mansfield	423	91	26	156	262	250	30	4	22
72 Fremont	219	46	5	37	154	151	9	4	9
90 Milan	276	56	6	39	158	141	22	2	13
Total:	2,414	505	129	550	1,537	1,465	148	16	91

-- All 2021 crash and activity data is provisional as of the run date of 7/11/2022 --

¹ Assistance to other agencies includes support that is directly (on-scene support on public or private property) or indirectly (referrals to other agencies) provided by OSHP personnel. Does not include assistance to non-law enforcement agencies, non-identified agencies, or other OSHP Posts.

² DUS = Driving under a suspended license; CMV = Commercial motor vehicle.

District 3



2021 Sworn OSHP Personnel	
Captain	1
Staff Lieutenant	3
Lieutenant	9
Sergeant	35
Trooper	119
Total:	167

2021 Crashes by Investigating Agency and Crash Severity				
Investigating Agency		Fatal Crashes	Injury Crashes	PDO/Unknown
OSHP	Rural	76	2,009	4,379
	Urban	19	420	1,162
CSO	Rural	10	545	1,828
	Urban	5	251	893
Other PD	Rural	1	896	2,666
	Urban	167	13,314	37,698
Total:		278	17,435	48,626

2021 Calls for Service by Type	
Traffic Stop	90,083
Routine/Other Duties	19,990
Disabled Vehicle	13,586
Crashes	12,049
Road Hazards	7,515
Reckless/OVI	9,415
Investigations	3,475
Drug Courier	43
Violence-Related	735
Warrant/Wanted Person	689
Total:	157,580

2021 Incidents by Municipality (Top 5)	
Cleveland City	9,009
Montgomery Township	7,281
Akron City	7,183
Richfield Township	6,011
Brunswick Hills Township	5,100
Other (remaining municipalities' sum)	130,152
Total:	164,736

2021 Assists to Other Agencies (Top 5) ¹	
Canton PD	841
Akron PD	793
Cleveland PD	653
Summit CSO	593
Medina CSO	539
Other (remaining municipalities' sum)	6,718
Total:	10,137

2021 OSHP Traffic Safety Enforcement

OSP POST	Enforcement Stops	Non Enforcement Stops	Crashes Inv.	OVI Arrests	DUS ² Citations	Distracted Driving Violations	Safety Belt Citations	CMV ² Traffic Citations	Motorist Assists	Violation Warnings
00 DHQ	2,325	13,289	31	42	134	26	214	711	906	3,083
03 Ashland	7,553	11,344	757	238	270	136	1,452	182	1,946	5,779
18 Cleveland	6,585	8,054	636	666	966	618	2,719	128	1,601	6,426
47 Elyria	5,496	8,482	1,440	513	473	236	1,938	68	1,767	4,383
52 Medina	6,177	9,045	1,145	292	251	208	1,238	267	2,046	4,262
76 Canton	7,338	9,056	1,686	543	740	355	1,660	107	2,190	4,793
77 Akron	5,165	9,188	364	432	578	212	1,639	43	1,176	4,483
85 Wooster	6,693	7,140	1,261	239	230	148	1,802	176	1,907	4,513
Total:	47,332	75,598	7,320	2,965	3,642	1,939	12,662	1,682	13,539	37,722

2021 OSHP Crime Enforcement

OSP POST	Cases	Felony Arrests	Felony Warrants	Misdemeanor Warrants	Misdemeanor Summons	Drug Arrests	Illegal Weapon Arrests	Identity Theft Arrests	Resisting Arrests
00 DHQ	575	184	21	27	95	172	39	2	35
03 Ashland	475	120	17	105	367	355	45	4	16
18 Cleveland	741	368	83	143	373	435	112	0	172
47 Elyria	376	113	39	248	230	226	32	0	34
52 Medina	318	120	19	47	224	227	39	2	15
76 Canton	529	219	78	91	355	371	46	0	57
77 Akron	444	164	54	54	302	293	44	1	52
85 Wooster	98	33	8	122	68	66	4	0	10
Total:	3,556	1,321	319	837	2,014	2,145	361	9	391

-- All 2021 crash and activity data is provisional as of the run date of 7/11/2022 --

¹ Assistance to other agencies includes support that is directly (on-scene support on public or private property) or indirectly (referrals to other agencies) provided by OSHP personnel. Does not include assistance to non-law enforcement agencies, non-identified agencies, or other OSHP Posts.

² DUS = Driving under a suspended license; CMV = Commercial motor vehicle.

District 4



2021 Sworn OSHP Personnel	
Captain	1
Staff Lieutenant	2
Lieutenant	9
Sergeant	32
Trooper	109
Total:	153

2021 Crashes by Investigating Agency and Crash Severity				
Investigating Agency		Fatal Crashes	Injury Crashes	PDO/Unknown
OSHP	Rural	86	2,365	5,313
	Urban	4	106	272
CSO	Rural	1	199	594
	Urban	0	13	39
Other PD	Rural	6	882	2,987
	Urban	25	2,220	7,164
Total:		122	5,785	16,369

2021 Calls for Service by Type	
Traffic Stop	79,317
Routine/Other Duties	11,157
Disabled Vehicle	13,621
Crashes	10,830
Road Hazards	6,462
Reckless/OVI	6,138
Investigations	2,650
Drug Courier	74
Violence-Related	691
Warrant/Wanted Person	256
Total:	131,196

2021 Incidents by Municipality (Top 5)	
Austintown Township	7,312
Boardman Township	5,051
Edinburg Township	4,369
Youngstown City	4,025
Concord Township	3,784
Other (remaining municipalities' sum)	122,853
Total:	147,394

2021 Assists to Other Agencies (Top 5) ¹	
Portage CSO	666
Ashtabula CSO	459
Lake CSO	353
Trumbull CSO	238
Brimfield Township PD	228
Other (remaining municipalities' sum)	3,509
Total:	5,453

2021 OSHP Traffic Safety Enforcement

OSP POST	Enforcement Stops	Non Enforcement Stops	Crashes Inv.	OVI Arrests	DUS ² Citations	Distracted Driving Violations	Safety Belt Citations	CMV ² Traffic Citations	Motorist Assists	Violation Warnings
00 DHQ	2,969	12,398	42	12	41	25	447	2,071	1,593	3,256
04 Ashtabula	4,788	9,253	1,307	184	305	84	759	314	2,417	2,879
15 Lisbon	4,136	6,494	944	271	338	104	779	64	1,616	3,416
28 Chardon	3,994	8,562	1,216	220	114	32	649	126	1,935	4,037
50 Canfield	6,822	9,977	1,265	391	564	130	1,785	150	2,660	6,971
67 Ravenna	8,366	15,076	1,666	471	526	173	1,636	244	3,117	7,310
78 Warren	4,786	8,791	1,100	303	318	65	1,219	359	2,466	5,186
91 Hiram	10,202	17,434	919	64	327	120	963	776	4,226	8,140
Total:	46,063	87,985	8,459	1,916	2,533	733	8,237	4,104	20,030	41,195

2021 OSHP Crime Enforcement

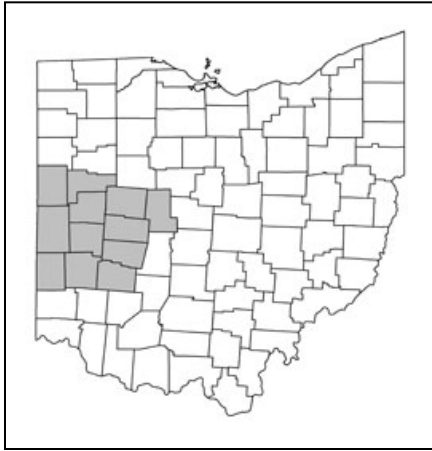
OSP POST	Cases	Felony Arrests	Felony Warrants	Misdemeanor Warrants	Misdemeanor Summons	Drug Arrests	Illegal Weapon Arrests	Identity Theft Arrests	Resisting Arrests
00 DHQ	504	42	2	11	27	46	15	0	14
04 Ashtabula	259	62	15	29	151	168	10	0	17
15 Lisbon	250	94	14	27	159	175	19	0	14
28 Chardon	135	38	7	16	81	69	16	0	15
50 Canfield	373	133	25	43	216	234	32	2	32
67 Ravenna	437	136	37	143	318	309	36	2	30
78 Warren	384	130	37	43	265	284	23	1	24
91 Hiram	223	73	14	39	129	133	13	1	12
Total:	2,565	708	151	351	1,346	1,418	164	6	158

-- All 2021 crash and activity data is provisional as of the run date of 7/11/2022 --

¹ Assistance to other agencies includes support that is directly (on-scene support on public or private property) or indirectly (referrals to other agencies) provided by OSHP personnel. Does not include assistance to non-law enforcement agencies, non-identified agencies, or other OSHP Posts.

² DUS = Driving under a suspended license; CMV = Commercial motor vehicle.

District 5



2021 Sworn OSHP Personnel	
Captain	1
Staff Lieutenant	2
Lieutenant	8
Sergeant	30
Trooper	90
Total:	131

2021 Crashes by Investigating Agency and Crash Severity				
Investigating Agency		Fatal Crashes	Injury Crashes	PDO/Unknown
OSHP	Rural	42	1,254	3,598
	Urban	4	149	482
CSO	Rural	47	1,431	3,968
	Urban	1	60	247
Other PD	Rural	5	311	1,003
	Urban	56	4,457	13,147
Total:		155	7,662	22,445

2021 Calls for Service by Type	
Traffic Stop	71,591
Routine/Other Duties	16,075
Disabled Vehicle	15,980
Crashes	7,409
Road Hazards	6,057
Reckless/OVI	8,432
Investigations	1,916
Drug Courier	65
Violence-Related	630
Warrant/Wanted Person	222
Total:	128,377

2021 Incidents by Municipality (Top 5)	
Duchouquet Township	7,402
Beavercreek Township	7,032
Concord Township	5,054
Pusheta Township	3,976
Dayton City	3,948
Other (remaining municipalities' sum)	116,819
Total:	144,231

2021 Assists to Other Agencies (Top 5) ¹	
Montgomery CSO	637
Clark CSO	612
Union CSO	416
Miami CSO	414
Dayton PD	413
Other (remaining municipalities' sum)	3,564
Total:	6,056

2021 OSHP Traffic Safety Enforcement

OSP POST	Enforcement Stops	Non Enforcement Stops	Crashes Inv.	OVI Arrests	DUS ² Citations	Distracted Driving Violations	Safety Belt Citations	CMV ² Traffic Citations	Motorist Assists	Violation Warnings
00 DHQ	941	7,473	42	5	38	1	62	188	1,077	1,538
06 Wapakoneta	9,658	13,834	718	162	282	86	531	584	2,237	5,300
12 Springfield	6,841	8,528	1,399	595	787	136	826	152	2,633	4,363
29 Xenia	7,310	7,984	931	207	348	101	684	219	2,502	5,204
55 Piqua	7,934	10,994	613	237	454	180	1,016	177	3,077	4,551
57 Dayton	9,311	12,089	1,270	443	706	151	772	520	3,725	4,335
80 Marysville	5,717	10,505	499	171	309	168	703	186	2,059	3,506
Total:	47,712	71,407	5,472	1,820	2,924	823	4,594	2,026	17,310	28,797

2021 OSHP Crime Enforcement

OSP POST	Cases	Felony Arrests	Felony Warrants	Misdemeanor Warrants	Misdemeanor Summons	Drug Arrests	Illegal Weapon Arrests	Identity Theft Arrests	Resisting Arrests
00 DHQ	137	36	7	5	19	37	3	2	1
06 Wapakoneta	147	19	4	45	74	64	10	1	19
12 Springfield	316	123	25	61	189	178	31	4	27
29 Xenia	198	48	25	81	138	133	13	1	19
55 Piqua	385	98	33	69	313	321	27	0	16
57 Dayton	259	97	22	71	111	119	26	0	31
80 Marysville	133	33	11	22	96	89	15	0	7
Total:	1,575	454	127	354	940	941	125	8	120

-- All 2021 crash and activity data is provisional as of the run date of 7/11/2022 --

¹ Assistance to other agencies includes support that is directly (on-scene support on public or private property) or indirectly (referrals to other agencies) provided by OSHP personnel. Does not include assistance to non-law enforcement agencies, non-identified agencies, or other OSHP Posts.

² DUS = Driving under a suspended license; CMV = Commercial motor vehicle.

District 6



2021 Sworn OSHP Personnel	
Captain	1
Staff Lieutenant	3
Lieutenant	9
Sergeant	33
Trooper	102
Total:	148

2021 Crashes by Investigating Agency and Crash Severity				
Investigating Agency		Fatal Crashes	Injury Crashes	PDO/Unknown
OSHP	Rural	59	2,034	3,925
	Urban	8	186	475
CSO	Rural	23	1,121	2,759
	Urban	4	117	442
Other PD	Rural	1	479	1,048
	Urban	103	8,204	16,504
Total:		198	12,141	25,153

2021 Calls for Service by Type	
Traffic Stop	91,941
Routine/Other Duties	14,627
Disabled Vehicle	17,955
Crashes	10,251
Road Hazards	6,709
Reckless/OVI	11,127
Investigations	4,314
Drug Courier	260
Violence-Related	1,166
Warrant/Wanted Person	275
Total:	158,625

2021 Incidents by Municipality (Top 5)	
Columbus City	25,020
Harrison Township	5,838
Licking Township	5,721
Berkshire Township	5,547
Jefferson Township	5,466
Other (remaining municipalities' sum)	133,279
Total:	180,871

2021 Assists to Other Agencies (Top 5) ¹	
Columbus PD	2,629
Franklin CSO	895
Delaware CSO	882
Pickaway CSO	442
Knox CSO	287
Other (remaining municipalities' sum)	3,073
Total:	8,208

2021 OSHP Traffic Safety Enforcement

OSP POST	Enforcement Stops	Non Enforcement Stops	Crashes Inv.	OVI Arrests	DUS ² Citations	Distracted Driving Violations	Safety Belt Citations	CMV ² Traffic Citations	Motorist Assists	Violation Warnings
00 GHQ/DHQ	2,222	23,284	165	19	77	28	219	776	5,066	5,174
21 Delaware	7,480	11,180	1,734	626	414	298	1,267	192	2,653	6,078
23 Lancaster	7,005	5,566	1,122	268	459	259	1,310	85	2,192	3,149
25 Columbus	13,873	7,926	519	446	1,119	292	1,856	204	3,376	4,966
45 Granville	8,540	9,495	834	360	552	254	1,355	146	2,406	3,918
49 West Jefferson	5,840	8,633	554	346	525	151	703	293	1,966	3,703
59 Mt. Gilead	9,082	10,138	1,307	314	416	324	1,479	244	2,223	5,230
65 Circleville	10,918	11,398	445	437	868	207	2,816	434	2,974	6,864
Total:	64,960	87,620	6,680	2,816	4,430	1,813	11,005	2,374	22,856	39,082

2021 OSHP Crime Enforcement

OSP POST	Cases	Felony Arrests	Felony Warrants	Misdemeanor Warrants	Misdemeanor Summons	Drug Arrests	Illegal Weapon Arrests	Identity Theft Arrests	Resisting Arrests
00 GHQ/DHQ	1,561	413	19	16	59	97	7	2	8
21 Delaware	413	209	44	112	267	274	63	7	16
23 Lancaster	202	98	20	49	105	115	22	5	12
25 Columbus	288	123	54	133	174	176	40	3	30
45 Granville	256	83	16	58	164	175	25	0	8
49 West Jefferson	307	128	28	61	197	214	37	0	16
59 Mt. Gilead	282	123	15	29	190	191	31	7	16
65 Circleville	416	205	46	85	289	340	41	2	16
Total:	3,725	1,382	242	543	1,445	1,582	266	26	122

-- All 2021 crash and activity data is provisional as of the run date of 7/11/2022 --

¹ Assistance to other agencies includes support that is directly (on-scene support on public or private property) or indirectly (referrals to other agencies) provided by OSHP personnel. Does not include assistance to non-law enforcement agencies, non-identified agencies, or other OSHP Posts.

² DUS = Driving under a suspended license; CMV = Commercial motor vehicle.

District 7



2021 Calls for Service by Type	
Traffic Stop	52,638
Routine/Other Duties	14,976
Disabled Vehicle	11,162
Crashes	8,599
Road Hazards	7,718
Reckless/OVI	6,434
Investigations	2,290
Drug Courier	124
Violence-Related	655
Warrant/Wanted Person	269
Total:	104,865

2021 Sworn OSHP Personnel	
Captain	1
Staff Lieutenant	2
Lieutenant	7
Sergeant	27
Trooper	82
Total:	119

2021 Incidents by Municipality (Top 5)	
Richland Township	7,412
Cambridge Township	3,831
Island Creek Township	3,531
Muskingum Township	3,168
Union Township	3,114
Other (remaining municipalities' sum)	91,930
Total:	112,986

2021 Crashes by Investigating Agency and Crash Severity				
Investigating Agency		Fatal Crashes	Injury Crashes	PDO/Unknown
OSHP	Rural	52	1,543	4,242
	Urban	4	90	289
CSO	Rural	11	218	656
	Urban	1	50	220
Other PD	Rural	0	4	38
	Urban	4	650	2,962
Total:		72	2,555	8,407

2021 Assists to Other Agencies (Top 5) ¹	
Belmont CSO	353
Guernsey CSO	293
Muskingum CSO	278
Tuscarawas CSO	260
Washington CSO	252
Other (remaining municipalities' sum)	2,264
Total:	3,700

2021 OSHP Traffic Safety Enforcement

OSP POST	Enforcement Stops	Non Enforcement Stops	Crashes Inv.	OVI Arrests	DUS ² Citations	Distracted Driving Violations	Safety Belt Citations	CMV ² Traffic Citations	Motorist Assists	Violation Warnings
00 DHQ	1,031	7,223	37	4	31	9	213	572	1,107	1,245
07 St. Clairsville	6,771	10,918	1,006	292	354	115	894	266	2,692	2,782
30 Cambridge	4,801	11,864	994	159	276	56	648	507	3,447	2,402
41 Steubenville	5,332	9,034	788	248	443	67	769	261	2,121	3,686
60 Zanesville	7,018	7,406	1,227	340	352	107	1,410	333	2,304	3,257
79 New Philadelphia	4,286	7,213	1,378	247	311	108	843	147	3,204	2,246
84 Marietta	6,659	10,056	796	167	487	212	1,893	180	2,193	5,982
Total:	35,898	63,714	6,226	1,457	2,254	674	6,670	2,266	17,068	21,600

2021 OSHP Crime Enforcement

OSP POST	Cases	Felony Arrests	Felony Warrants	Misdemeanor Warrants	Misdemeanor Summons	Drug Arrests	Illegal Weapon Arrests	Identity Theft Arrests	Resisting Arrests
00 DHQ	221	46	4	6	59	73	8	0	3
07 St. Clairsville	266	76	9	12	153	161	15	0	15
30 Cambridge	242	99	24	88	138	150	15	0	2
41 Steubenville	219	54	21	60	134	128	12	0	13
60 Zanesville	176	58	8	35	94	88	12	1	15
79 New Philadelphia	190	38	13	25	116	97	7	1	9
84 Marietta	352	128	23	122	262	270	20	1	12
Total:	1,666	499	102	348	956	967	89	3	69

-- All 2021 crash and activity data is provisional as of the run date of 7/11/2022 --

¹ Assistance to other agencies includes support that is directly (on-scene support on public or private property) or indirectly (referrals to other agencies) provided by OSHP personnel. Does not include assistance to non-law enforcement agencies, non-identified agencies, or other OSHP Posts.

² DUS = Driving under a suspended license; CMV = Commercial motor vehicle.

District 8



2021 Sworn OSHP Personnel	
Captain	1
Staff Lieutenant	2
Lieutenant	7
Sergeant	28
Trooper	96
Total:	134

2021 Crashes by Investigating Agency and Crash Severity				
Investigating Agency		Fatal Crashes	Injury Crashes	PDO/Unknown
OSHP	Rural	41	1,558	3,845
	Urban	6	196	493
CSO	Rural	21	1,436	4,322
	Urban	3	121	359
Other PD	Rural	24	1,996	6,806
	Urban	58	6,652	22,809
Total:		153	11,959	38,634

2021 Calls for Service by Type	
Traffic Stop	80,265
Routine/Other Duties	12,969
Disabled Vehicle	13,694
Crashes	8,768
Road Hazards	6,194
Reckless/OVI	8,609
Investigations	2,737
Drug Courier	118
Violence-Related	1,044
Warrant/Wanted Person	529
Total:	134,927

2021 Incidents by Municipality (Top 5)	
Union Township	10,289
Liberty Township	10,085
Turtlecreek Township	8,299
Franklin Township	8,202
West Chester Township	6,034
Other (remaining municipalities' sum)	113,440
Total:	156,349

2021 Assists to Other Agencies (Top 5) ¹	
Hamilton CSO	618
Clermont CSO	467
Warren CSO	404
Brown CSO	353
Adams CSO	333
Other (remaining municipalities' sum)	3,258
Total:	5,433

2021 OSHP Traffic Safety Enforcement

OSP POST	Enforcement Stops	Non Enforcement Stops	Crashes Inv.	OVI Arrests	DUS ² Citations	Distracted Driving Violations	Safety Belt Citations	CMV ² Traffic Citations	Motorist Assists	Violation Warnings
00 DHQ	1,867	10,295	66	12	125	3	194	823	1,032	2,074
08 Georgetown	5,872	7,588	1,150	195	397	123	631	146	2,007	3,212
09 Hamilton	7,990	10,768	607	487	763	299	1,726	128	2,162	5,677
13 Batavia	9,663	12,305	1,821	641	539	333	1,679	154	2,758	8,267
14 Wilmington	5,990	11,856	1,123	251	391	112	1,306	96	2,732	5,544
31 Cincinnati	11,389	9,460	345	313	903	695	2,016	454	3,113	4,837
83 Lebanon	9,453	12,106	1,064	399	659	333	1,003	179	3,392	4,856
Total:	52,224	74,378	6,176	2,298	3,777	1,898	8,555	1,980	17,196	34,467

2021 OSHP Crime Enforcement

OSP POST	Cases	Felony Arrests	Felony Warrants	Misdemeanor Warrants	Misdemeanor Summons	Drug Arrests	Illegal Weapon Arrests	Identity Theft Arrests	Resisting Arrests
00 DHQ	399	134	20	35	114	172	24	0	11
08 Georgetown	210	73	17	54	133	116	17	0	14
09 Hamilton	273	95	30	123	146	147	25	2	36
13 Batavia	404	142	24	206	261	273	23	4	32
14 Wilmington	264	82	23	102	180	173	16	1	18
31 Cincinnati	155	26	16	47	95	98	11	1	9
83 Lebanon	438	164	34	122	306	278	33	3	47
Total:	2,143	716	164	689	1,235	1,257	149	11	167

-- All 2021 crash and activity data is provisional as of the run date of 7/11/2022 --

¹ Assistance to other agencies includes support that is directly (on-scene support on public or private property) or indirectly (referrals to other agencies) provided by OSHP personnel. Does not include assistance to non-law enforcement agencies, non-identified agencies, or other OSHP Posts.

² DUS = Driving under a suspended license; CMV = Commercial motor vehicle.

District 9



2021 Calls for Service by Type	
Traffic Stop	59,601
Routine/Other Duties	20,477
Disabled Vehicle	9,538
Crashes	8,946
Road Hazards	6,203
Reckless/OVI	5,308
Investigations	2,386
Drug Courier	214
Violence-Related	903
Warrant/Wanted Person	237
Total:	113,813

2021 Sworn OSHP Personnel	
Captain	1
Staff Lieutenant	2
Lieutenant	7
Sergeant	28
Trooper	84
Total:	122

2021 Incidents by Municipality (Top 5)	
Scioto Township	6,428
Athens Township	5,411
Good Hope Township	4,184
Union Township	4,096
Springfield Township	4,008
Other (remaining municipalities' sum)	93,881
Total:	118,008

2021 Crashes by Investigating Agency and Crash Severity				
Investigating Agency		Fatal Crashes	Injury Crashes	PDO/Unknown
OSHP	Rural	61	1,716	4,275
	Urban	3	59	167
CSO	Rural	0	79	305
	Urban	0	7	27
Other PD	Rural	0	4	24
	Urban	6	542	1,960
Total:		70	2,407	6,758

2021 Assists to Other Agencies (Top 5) ¹	
Ross CSO	821
Scioto CSO	348
Athens CSO	325
Jackson CSO	325
Gallia CSO	304
Other (remaining municipalities' sum)	2,451
Total:	4,574

2021 OSHP Traffic Safety Enforcement

OSP POST	Enforcement Stops	Non Enforcement Stops	Crashes Inv.	OVI Arrests	DUS ² Citations	Distracted Driving Violations	Safety Belt Citations	CMV ² Traffic Citations	Motorist Assists	Violation Warnings
00 DHQ	1,360	4,995	42	15	155	13	217	141	897	2,146
05 Athens	7,918	12,319	1,106	297	401	104	1,180	236	2,960	4,370
27 Gallipolis	8,755	12,334	894	246	521	161	1,509	551	2,820	3,327
40 Jackson	8,439	9,126	820	158	507	146	1,351	562	2,511	4,204
44 Ironton	5,040	6,335	840	390	562	159	1,067	187	1,751	3,717
71 Chillicothe	6,702	12,031	1,369	336	481	166	1,082	244	2,898	4,964
73 Portsmouth	5,420	7,885	1,193	345	492	121	773	91	2,182	2,817
Total:	43,634	65,025	6,264	1,787	3,119	870	7,179	2,012	16,019	25,545

2021 OSHP Crime Enforcement

OSP POST	Cases	Felony Arrests	Felony Warrants	Misdemeanor Warrants	Misdemeanor Summons	Drug Arrests	Illegal Weapon Arrests	Identity Theft Arrests	Resisting Arrests
00 DHQ	270	115	23	25	28	114	12	0	3
05 Athens	188	71	28	31	90	92	16	3	9
27 Gallipolis	228	91	24	48	139	153	12	0	9
40 Jackson	120	56	20	88	31	39	11	2	8
44 Ironton	208	133	54	135	126	155	19	3	7
71 Chillicothe	282	130	58	240	104	143	19	0	22
73 Portsmouth	216	120	39	122	116	134	19	1	11
Total:	1,512	716	246	689	634	830	108	9	69

-- All 2021 crash and activity data is provisional as of the run date of 7/11/2022 --

¹ Assistance to other agencies includes support that is directly (on-scene support on public or private property) or indirectly (referrals to other agencies) provided by OSHP personnel. Does not include assistance to non-law enforcement agencies, non-identified agencies, or other OSHP Posts.

² DUS = Driving under a suspended license; CMV = Commercial motor vehicle.

APPENDIX C: COUNTY SUMMARY SHEETS

Adams County

2021 OSHP Activity



2021 Calls for Service by Type	
Traffic Stop	2,713
Routine/Other Duties	58
Disabled Vehicle	403
Crashes	640
Road Hazards	397
Reckless/OVI	317
Investigations	131
Drug Courier	13
Violence-Related	76
Warrant/Wanted Person	17
Total:	4,765

2021 Incidents by Municipality (Top 5)	
Tiffin Township	684
Winchester Township	678
Meigs Township	637
Scott Township	563
Franklin Township	468
Other (remaining municipalities' sum)	2,110
Total:	5,140

2021 Crashes by Investigating Agency and Crash Severity				
Investigating Agency		Fatal Crashes	Injury Crashes	PDO/Unknown
OSHP	Rural	5	136	316
	Urban	1	9	33
CSO	Rural	0	0	0
	Urban	0	0	0
Other PD	Rural	0	0	0
	Urban	0	5	35
Total:		6	150	384

2021 Assists to Other Agencies (Top 3)*	
Adams CSO	321
West Union PD	17
Peebles PD	6
Other (remaining agencies' sum)	19
Total:	363

2021 OSHP Traffic Safety Activity

Enforcement Stops	Non Enforcement Stops	Crashes Inv.	OVI Arrests	DUS** Citations	Distracted Driving Violations	Safety Belt Citations	CMV** Traffic Citations	Motorist Assists	Violation Warnings
2,020	2,759	500	87	181	44	262	42	819	1,249

2021 OSHP Crime Enforcement

Cases	Felony Arrests	Felony Warrants	Mis-demeanor Warrants	Mis-demeanor Summons	Drug Arrests	Illegal Weapons Arrests	Identity Theft Arrests	Resisting Arrest Cases
97	43	10	25	59	47	13	0	5

-- All 2021 crash and activity data is provisional as of the run date of 07/08/2022 --

* Assistance to other agencies includes support that is directly (on-scene support on public or private property) or indirectly (referrals to other agencies) provided by OSHP personnel. Does not include assistance to non-law enforcement agencies, non-identified agencies, or other OSHP Posts.

** DUS = Driving under a suspended license; CMV = Commercial motor vehicle.

Allen County

2021 OSHP Activity



2021 Calls for Service by Type	
Traffic Stop	11,938
Routine/Other Duties	2,736
Disabled Vehicle	1,701
Crashes	1,495
Road Hazards	782
Reckless/OVI	1,251
Investigations	301
Drug Courier	7
Violence-Related	65
Warrant/Wanted Person	50
Total:	20,326

2021 Incidents by Municipality (Top 5)	
Bath Township	4,534
American Township	2,771
Monroe Township	2,624
Lima City	2,437
Richland Township	1,428
Other (remaining municipalities' sum)	4,647
Total:	18,441

2021 Crashes by Investigating Agency and Crash Severity				
Investigating Agency		Fatal Crashes	Injury Crashes	PDO/Unknown
OSHP	Rural	18	371	836
	Urban	0	10	41
CSO	Rural	1	30	173
	Urban	0	3	8
Other PD	Rural	1	50	265
	Urban	3	332	913
Total:		23	796	2,236

2021 Assists to Other Agencies (Top 3)*	
Allen CSO	277
Lima PD	120
Bluffton PD	62
Other (remaining agencies' sum)	147
Total:	606

2021 OSHP Traffic Safety Activity

Enforcement Stops	Non Enforcement Stops	Crashes Inv.	OVI Arrests	DUS** Citations	Distracted Driving Violations	Safety Belt Citations	CMV** Traffic Citations	Motorist Assists	Violation Warnings
7,720	10,243	1,280	369	548	289	1,697	252	1,911	4,389

2021 OSHP Crime Enforcement

Cases	Felony Arrests	Felony Warrants	Mis-demeanor Warrants	Mis-demeanor Summons	Drug Arrests	Illegal Weapons Arrests	Identity Theft Arrests	Resisting Arrest Cases
436	99	10	47	310	253	28	0	22

-- All 2021 crash and activity data is provisional as of the run date of 07/08/2022 --

* Assistance to other agencies includes support that is directly (on-scene support on public or private property) or indirectly (referrals to other agencies) provided by OSHP personnel. Does not include assistance to non-law enforcement agencies, non-identified agencies, or other OSHP Posts.

** DUS = Driving under a suspended license; CMV = Commercial motor vehicle.

Ashland County

2021
OSHP
Activity



2021 Calls for Service by Type	
Traffic Stop	14,444
Routine/Other Duties	888
Disabled Vehicle	1,665
Crashes	1,041
Road Hazards	863
Reckless/OVI	983
Investigations	269
Drug Courier	10
Violence-Related	92
Warrant/Wanted Person	50
Total:	20,305

2021 Incidents by Municipality (Top 5)	
Montgomery Township	7,281
Ashland City	2,452
Vermillion Township	2,085
Perry Township	1,536
Jackson Township	821
Other (remaining municipalities' sum)	3,090
Total:	17,265

2021 Crashes by Investigating Agency and Crash Severity				
Investigating Agency		Fatal Crashes	Injury Crashes	PDO/Unknown
OSHP	Rural	8	191	454
	Urban	1	10	24
CSO	Rural	0	60	165
	Urban	0	4	8
Other PD	Rural	0	0	2
	Urban	0	73	245
Total:		9	338	898

2021 Assists to Other Agencies (Top 3)*	
Ashland CSO	359
Ashland PD	165
Loudonville PD	24
Other (remaining agencies' sum)	72
Total:	620

2021 OSHP Traffic Safety Activity

Enforcement Stops	Non Enforcement Stops	Crashes Inv.	OVI Arrests	DUS** Citations	Distracted Driving Violations	Safety Belt Citations	CMV** Traffic Citations	Motorist Assists	Violation Warnings
7,378	9,441	687	222	262	128	1,399	219	1,747	5,619

2021 OSHP Crime Enforcement

Cases	Felony Arrests	Felony Warrants	Mis-demeanor Warrants	Mis-demeanor Summons	Drug Arrests	Illegal Weapons Arrests	Identity Theft Arrests	Resisting Arrest Cases
438	103	16	87	345	335	37	3	19

-- All 2021 crash and activity data is provisional as of the run date of 07/08/2022 --

* Assistance to other agencies includes support that is directly (on-scene support on public or private property) or indirectly (referrals to other agencies) provided by OSHP personnel. Does not include assistance to non-law enforcement agencies, non-identified agencies, or other OSHP Posts.

** DUS = Driving under a suspended license; CMV = Commercial motor vehicle.

Ashtabula County

2021 OSHP Activity



2021 Calls for Service by Type	
Traffic Stop	10,563
Routine/Other Duties	1,290
Disabled Vehicle	1,512
Crashes	1,807
Road Hazards	1,812
Reckless/OVI	1,264
Investigations	433
Drug Courier	19
Violence-Related	157
Warrant/Wanted Person	28
Total:	18,885

2021 Incidents by Municipality (Top 5)	
Saybrook Township	3,055
Ashtabula Township	1,995
Colebrook Township	1,425
Conneaut City	1,298
Plymouth Township	1,286
Other (remaining municipalities' sum)	6,467
Total:	15,526

2021 Crashes by Investigating Agency and Crash Severity				
Investigating Agency		Fatal Crashes	Injury Crashes	PDO/Unknown
OSHP	Rural	15	353	917
	Urban	0	7	27
CSO	Rural	0	1	4
	Urban	0	0	0
Other PD	Rural	0	0	1
	Urban	0	115	406
Total:		15	476	1,355

2021 Assists to Other Agencies (Top 3)*	
Ashtabula CSO	439
Conneaut PD	119
Ashtabula PD	98
Other (remaining agencies' sum)	261
Total:	917

2021 OSHP Traffic Safety Activity

Enforcement Stops	Non Enforcement Stops	Crashes Inv.	OVI Arrests	DUS** Citations	Distracted Driving Violations	Safety Belt Citations	CMV** Traffic Citations	Motorist Assists	Violation Warnings
4,803	9,897	1,304	182	307	85	760	345	2,372	2,882

2021 OSHP Crime Enforcement

Cases	Felony Arrests	Felony Warrants	Mis-demeanor Warrants	Mis-demeanor Summons	Drug Arrests	Illegal Weapons Arrests	Identity Theft Arrests	Resisting Arrest Cases
296	60	14	24	150	167	10	0	16

-- All 2021 crash and activity data is provisional as of the run date of 07/08/2022 --

* Assistance to other agencies includes support that is directly (on-scene support on public or private property) or indirectly (referrals to other agencies) provided by OSHP personnel. Does not include assistance to non-law enforcement agencies, non-identified agencies, or other OSHP Posts.

** DUS = Driving under a suspended license; CMV = Commercial motor vehicle.

Athens County

2021
OSHP
Activity



2021 Calls for Service by Type	
Traffic Stop	9,322
Routine/Other Duties	2,007
Disabled Vehicle	1,489
Crashes	999
Road Hazards	918
Reckless/OVI	716
Investigations	244
Drug Courier	20
Violence-Related	75
Warrant/Wanted Person	42
Total:	15,832

2021 Incidents by Municipality (Top 5)	
Athens Township	5,411
Alexander Township	1,886
Dover Township	1,559
Troy Township	1,550
Canaan Township	1,211
Other (remaining municipalities' sum)	2,689
Total:	14,306

2021 Crashes by Investigating Agency and Crash Severity				
Investigating Agency		Fatal Crashes	Injury Crashes	PDO/Unknown
OSHP	Rural	10	154	467
	Urban	2	17	45
CSO	Rural	0	0	0
	Urban	0	0	2
Other PD	Rural	0	1	0
	Urban	0	60	187
Total:		12	232	701

2021 Assists to Other Agencies (Top 3)*	
Athens CSO	295
Athens PD	122
Nelsonville PD	35
Other (remaining agencies' sum)	103
Total:	555

2021 OSHP Traffic Safety Activity

Enforcement Stops	Non Enforcement Stops	Crashes Inv.	OVI Arrests	DUS** Citations	Distracted Driving Violations	Safety Belt Citations	CMV** Traffic Citations	Motorist Assists	Violation Warnings
5,745	8,058	696	259	284	80	788	196	2,023	3,055

2021 OSHP Crime Enforcement

Cases	Felony Arrests	Felony Warrants	Mis-demeanor Warrants	Mis-demeanor Summons	Drug Arrests	Illegal Weapons Arrests	Identity Theft Arrests	Resisting Arrest Cases
160	55	21	17	76	79	13	2	9

-- All 2021 crash and activity data is provisional as of the run date of 07/08/2022 --

* Assistance to other agencies includes support that is directly (on-scene support on public or private property) or indirectly (referrals to other agencies) provided by OSHP personnel. Does not include assistance to non-law enforcement agencies, non-identified agencies, or other OSHP Posts.

** DUS = Driving under a suspended license; CMV = Commercial motor vehicle.

Auglaize County

2021
OSHP
Activity



2021 Calls for Service by Type	
Traffic Stop	12,618
Routine/Other Duties	5,282
Disabled Vehicle	1,695
Crashes	744
Road Hazards	626
Reckless/OVI	908
Investigations	160
Drug Courier	10
Violence-Related	29
Warrant/Wanted Person	24
Total:	22,096

2021 Incidents by Municipality (Top 5)	
Duchouquet Township	7,402
Pusheta Township	3,976
Moulton Township	3,052
Noble Township	1,372
St. Marys Township	733
Other (remaining municipalities' sum)	1,588
Total:	18,123

2021 Crashes by Investigating Agency and Crash Severity				
Investigating Agency		Fatal Crashes	Injury Crashes	PDO/Unknown
OSHP	Rural	6	136	397
	Urban	0	1	9
CSO	Rural	0	7	80
	Urban	0	0	1
Other PD	Rural	0	0	1
	Urban	0	51	279
Total:		6	195	767

2021 Assists to Other Agencies (Top 3)*	
Auglaize CSO	154
St Marys PD	59
Wapakoneta PD	40
Other (remaining agencies' sum)	111
Total:	364

2021 OSHP Traffic Safety Activity

Enforcement Stops	Non Enforcement Stops	Crashes Inv.	OVI Arrests	DUS** Citations	Distracted Driving Violations	Safety Belt Citations	CMV** Traffic Citations	Motorist Assists	Violation Warnings
6,124	11,631	529	96	214	55	314	213	2,010	3,155

2021 OSHP Crime Enforcement

Cases	Felony Arrests	Felony Warrants	Mis-demeanor Warrants	Mis-demeanor Summons	Drug Arrests	Illegal Weapons Arrests	Identity Theft Arrests	Resisting Arrest Cases
119	18	4	39	60	52	9	1	15

-- All 2021 crash and activity data is provisional as of the run date of 07/08/2022 --

* Assistance to other agencies includes support that is directly (on-scene support on public or private property) or indirectly (referrals to other agencies) provided by OSHP personnel. Does not include assistance to non-law enforcement agencies, non-identified agencies, or other OSHP Posts.

** DUS = Driving under a suspended license; CMV = Commercial motor vehicle.

Belmont County

2021
OSHP
Activity



2021 Calls for Service by Type	
Traffic Stop	13,273
Routine/Other Duties	3,603
Disabled Vehicle	1,597
Crashes	1,581
Road Hazards	1,277
Reckless/OVI	1,092
Investigations	332
Drug Courier	34
Violence-Related	127
Warrant/Wanted Person	11
Total:	22,927

2021 Incidents by Municipality (Top 5)	
Richland Township	7,412
Union Township	3,114
Pease Township	2,448
Pultney Township	2,443
Kirkwood Township	1,064
Other (remaining municipalities' sum)	1,855
Total:	18,336

2021 Crashes by Investigating Agency and Crash Severity				
Investigating Agency		Fatal Crashes	Injury Crashes	PDO/Unknown
OSHP	Rural	7	253	683
	Urban	0	7	29
CSO	Rural	0	8	34
	Urban	0	0	1
Other PD	Rural	0	0	2
	Urban	0	39	198
Total:		7	307	947

2021 Assists to Other Agencies (Top 3)*	
Belmont CSO	341
Bridgeport PD	86
Bellaire PD	58
Other (remaining agencies' sum)	213
Total:	698

2021 OSHP Traffic Safety Activity

Enforcement Stops	Non Enforcement Stops	Crashes Inv.	OVI Arrests	DUS** Citations	Distracted Driving Violations	Safety Belt Citations	CMV** Traffic Citations	Motorist Assists	Violation Warnings
6,645	10,854	971	290	337	106	898	280	2,536	2,692

2021 OSHP Crime Enforcement

Cases	Felony Arrests	Felony Warrants	Mis-demeanor Warrants	Mis-demeanor Summons	Drug Arrests	Illegal Weapons Arrests	Identity Theft Arrests	Resisting Arrest Cases
304	70	8	13	145	156	14	0	14

-- All 2021 crash and activity data is provisional as of the run date of 07/08/2022 --

* Assistance to other agencies includes support that is directly (on-scene support on public or private property) or indirectly (referrals to other agencies) provided by OSHP personnel. Does not include assistance to non-law enforcement agencies, non-identified agencies, or other OSHP Posts.

** DUS = Driving under a suspended license; CMV = Commercial motor vehicle.

Brown County

2021
OSHP
Activity



2021 Calls for Service by Type	
Traffic Stop	6,987
Routine/Other Duties	828
Disabled Vehicle	714
Crashes	893
Road Hazards	822
Reckless/OVI	799
Investigations	295
Drug Courier	7
Violence-Related	137
Warrant/Wanted Person	29
Total:	11,511

2021 Incidents by Municipality (Top 5)	
Washington Township	2,039
Green Township	1,325
Eagle Township	994
Sterling Township	980
Union Township	732
Other (remaining municipalities' sum)	3,681
Total:	9,751

2021 Crashes by Investigating Agency and Crash Severity				
Investigating Agency		Fatal Crashes	Injury Crashes	PDO/Unknown
OSHP	Rural	4	170	460
	Urban	0	8	13
CSO	Rural	0	0	3
	Urban	0	0	0
Other PD	Rural	0	0	1
	Urban	0	17	108
Total:		4	195	585

2021 Assists to Other Agencies (Top 3)*	
Brown CSO	334
Mount Orab PD	92
Georgetown PD	35
Other (remaining agencies' sum)	74
Total:	535

2021 OSHP Traffic Safety Activity

Enforcement Stops	Non Enforcement Stops	Crashes Inv.	OVI Arrests	DUS** Citations	Distracted Driving Violations	Safety Belt Citations	CMV** Traffic Citations	Motorist Assists	Violation Warnings
3,605	5,417	653	112	211	79	385	103	1,376	1,986

2021 OSHP Crime Enforcement

Cases	Felony Arrests	Felony Warrants	Mis-demeanor Warrants	Mis-demeanor Summons	Drug Arrests	Illegal Weapons Arrests	Identity Theft Arrests	Resisting Arrest Cases
117	31	8	43	79	74	3	0	9

-- All 2021 crash and activity data is provisional as of the run date of 07/08/2022 --

* Assistance to other agencies includes support that is directly (on-scene support on public or private property) or indirectly (referrals to other agencies) provided by OSHP personnel. Does not include assistance to non-law enforcement agencies, non-identified agencies, or other OSHP Posts.

** DUS = Driving under a suspended license; CMV = Commercial motor vehicle.

Butler County

2021
OSHP
Activity



2021 Calls for Service by Type	
Traffic Stop	17,168
Routine/Other Duties	2,299
Disabled Vehicle	1,815
Crashes	831
Road Hazards	692
Reckless/OVI	921
Investigations	315
Drug Courier	20
Violence-Related	89
Warrant/Wanted Person	89
Total:	24,239

2021 Incidents by Municipality (Top 5)	
Liberty Township	10,085
West Chester Township	6,034
Middletown City	2,142
Lemon Township	1,535
Fairfield Township	585
Other (remaining municipalities' sum)	1,426
Total:	21,807

2021 Crashes by Investigating Agency and Crash Severity				
Investigating Agency		Fatal Crashes	Injury Crashes	PDO/Unknown
OSHP	Rural	1	124	392
	Urban	2	23	21
CSO	Rural	11	413	921
	Urban	0	17	55
Other PD	Rural	8	480	1,439
	Urban	11	1,123	3,152
Total:		33	2,180	5,980

2021 Assists to Other Agencies (Top 3)*	
Butler CSO	210
West Chester PD	107
Monroe PD	90
Other (remaining agencies' sum)	214
Total:	621

2021 OSHP Traffic Safety Activity

Enforcement Stops	Non Enforcement Stops	Crashes Inv.	OVI Arrests	DUS** Citations	Distracted Driving Violations	Safety Belt Citations	CMV** Traffic Citations	Motorist Assists	Violation Warnings
8,822	12,388	580	473	824	280	1,964	207	2,035	6,155

2021 OSHP Crime Enforcement

Cases	Felony Arrests	Felony Warrants	Mis-demeanor Warrants	Mis-demeanor Summons	Drug Arrests	Illegal Weapons Arrests	Identity Theft Arrests	Resisting Arrest Cases
292	106	38	142	153	165	30	2	28

-- All 2021 crash and activity data is provisional as of the run date of 07/08/2022 --

* Assistance to other agencies includes support that is directly (on-scene support on public or private property) or indirectly (referrals to other agencies) provided by OSHP personnel. Does not include assistance to non-law enforcement agencies, non-identified agencies, or other OSHP Posts.

** DUS = Driving under a suspended license; CMV = Commercial motor vehicle.

Carroll County

2021
OSHP
Activity



2021 Calls for Service by Type	
Traffic Stop	786
Routine/Other Duties	30
Disabled Vehicle	31
Crashes	27
Road Hazards	42
Reckless/OVI	19
Investigations	8
Drug Courier	
Violence-Related	1
Warrant/Wanted Person	1
Total:	945

2021 Crashes by Investigating Agency and Crash Severity				
Investigating Agency		Fatal Crashes	Injury Crashes	PDO/Unknown
OSHP	Rural	0	3	15
	Urban	0	0	1
CSO	Rural	4	81	160
	Urban	0	4	4
Other PD	Rural	0	0	0
	Urban	0	6	67
Total:		4	94	247

2021 Incidents by Municipality (Top 5)	
Brown Township	45
	0
	0
	0
	0
Other (remaining municipalities' sum)	0
Total:	45

2021 Assists to Other Agencies (Top 3)*	
Carroll CSO	25
Carrollton PD	1
Stark CSO	1
Other (remaining agencies' sum)	0
Total:	27

2021 OSHP Traffic Safety Activity

Enforcement Stops	Non Enforcement Stops	Crashes Inv.	OVI Arrests	DUS** Citations	Distracted Driving Violations	Safety Belt Citations	CMV** Traffic Citations	Motorist Assists	Violation Warnings
41	103	19	1	2		4	2	24	26

2021 OSHP Crime Enforcement

Cases	Felony Arrests	Felony Warrants	Mis-demeanor Warrants	Mis-demeanor Summons	Drug Arrests	Illegal Weapons Arrests	Identity Theft Arrests	Resisting Arrest Cases
3	0	0	0	0	0	0	0	0

-- All 2021 crash and activity data is provisional as of the run date of 07/08/2022 --

* Assistance to other agencies includes support that is directly (on-scene support on public or private property) or indirectly (referrals to other agencies) provided by OSHP personnel. Does not include assistance to non-law enforcement agencies, non-identified agencies, or other OSHP Posts.

** DUS = Driving under a suspended license; CMV = Commercial motor vehicle.

Champaign County

2021
OSHP
Activity



2021 Calls for Service by Type	
Traffic Stop	1,233
Routine/Other Duties	106
Disabled Vehicle	83
Crashes	58
Road Hazards	65
Reckless/OVI	49
Investigations	22
Drug Courier	
Violence-Related	3
Warrant/Wanted Person	4
Total:	1,623

2021 Incidents by Municipality (Top 5)	
Urbana Township	193
Jackson Township	128
Salem Township	118
Union Township	97
Johnson Township	95
Other (remaining municipalities' sum)	153
Total:	784

2021 Crashes by Investigating Agency and Crash Severity				
Investigating Agency		Fatal Crashes	Injury Crashes	PDO/Unknown
OSHP	Rural	1	5	15
	Urban	0	0	0
CSO	Rural	7	107	215
	Urban	0	0	3
Other PD	Rural	0	0	0
	Urban	0	47	225
Total:		8	159	458

2021 Assists to Other Agencies (Top 3)*	
Champaign CSO	55
Urbana PD	8
Saint Paris PD	5
Other (remaining agencies' sum)	4
Total:	72

2021 OSHP Traffic Safety Activity

Enforcement Stops	Non Enforcement Stops	Crashes Inv.	OVI Arrests	DUS** Citations	Distracted Driving Violations	Safety Belt Citations	CMV** Traffic Citations	Motorist Assists	Violation Warnings
314	440	21	11	22	3	24	12	130	230

2021 OSHP Crime Enforcement

Cases	Felony Arrests	Felony Warrants	Mis-demeanor Warrants	Mis-demeanor Summons	Drug Arrests	Illegal Weapons Arrests	Identity Theft Arrests	Resisting Arrest Cases
4	0	0	4	1	0	0	0	0

-- All 2021 crash and activity data is provisional as of the run date of 07/08/2022 --

* Assistance to other agencies includes support that is directly (on-scene support on public or private property) or indirectly (referrals to other agencies) provided by OSHP personnel. Does not include assistance to non-law enforcement agencies, non-identified agencies, or other OSHP Posts.

** DUS = Driving under a suspended license; CMV = Commercial motor vehicle.

Clark County

2021 OSHP Activity



2021 Calls for Service by Type	
Traffic Stop	12,893
Routine/Other Duties	232
Disabled Vehicle	2,434
Crashes	1,850
Road Hazards	1,061
Reckless/OVI	1,566
Investigations	297
Drug Courier	4
Violence-Related	85
Warrant/Wanted Person	32
Total:	20,454

2021 Incidents by Municipality (Top 5)	
Mad River Township	3,713
Springfield City	3,502
Springfield Township	3,253
Harmony Township	2,901
Bethel Township	1,350
Other (remaining municipalities' sum)	2,828
Total:	17,547

2021 Crashes by Investigating Agency and Crash Severity				
Investigating Agency		Fatal Crashes	Injury Crashes	PDO/Unknown
OSHP	Rural	14	320	988
	Urban	1	21	69
CSO	Rural	0	49	203
	Urban	0	13	43
Other PD	Rural	0	10	25
	Urban	7	646	1,500
Total:		22	1,059	2,828

2021 Assists to Other Agencies (Top 3)*	
Clark CSO	563
Springfield PD	136
Huber Heights PD	49
Other (remaining agencies' sum)	91
Total:	839

2021 OSHP Traffic Safety Activity

Enforcement Stops	Non Enforcement Stops	Crashes Inv.	OVI Arrests	DUS** Citations	Distracted Driving Violations	Safety Belt Citations	CMV** Traffic Citations	Motorist Assists	Violation Warnings
6,743	9,799	1,390	592	772	131	806	184	2,895	4,476

2021 OSHP Crime Enforcement

Cases	Felony Arrests	Felony Warrants	Mis-demeanor Warrants	Mis-demeanor Summons	Drug Arrests	Illegal Weapons Arrests	Identity Theft Arrests	Resisting Arrest Cases
327	132	25	65	197	188	33	4	26

-- All 2021 crash and activity data is provisional as of the run date of 07/08/2022 --

* Assistance to other agencies includes support that is directly (on-scene support on public or private property) or indirectly (referrals to other agencies) provided by OSHP personnel. Does not include assistance to non-law enforcement agencies, non-identified agencies, or other OSHP Posts.

** DUS = Driving under a suspended license; CMV = Commercial motor vehicle.

Clermont County

2021
OSHP
Activity



2021 Calls for Service by Type	
Traffic Stop	18,344
Routine/Other Duties	643
Disabled Vehicle	2,228
Crashes	2,895
Road Hazards	1,206
Reckless/OVI	2,327
Investigations	448
Drug Courier	17
Violence-Related	165
Warrant/Wanted Person	194
Total:	28,467

2021 Incidents by Municipality (Top 5)	
Union Township	10,289
Batavia Township	4,760
Miami Township	2,420
Williamsburg Township	1,696
Tate Township	1,227
Other (remaining municipalities' sum)	4,745
Total:	25,137

2021 Crashes by Investigating Agency and Crash Severity				
Investigating Agency		Fatal Crashes	Injury Crashes	PDO/Unknown
OSHP	Rural	13	502	1,232
	Urban	1	27	80
CSO	Rural	0	25	167
	Urban	0	0	0
Other PD	Rural	3	400	1,564
	Urban	0	83	480
Total:		17	1,037	3,523

2021 Assists to Other Agencies (Top 3)*	
Clermont CSO	458
Union Township PD	204
Miami Township PD	93
Other (remaining agencies' sum)	335
Total:	1,090

2021 OSHP Traffic Safety Activity

Enforcement Stops	Non Enforcement Stops	Crashes Inv.	OVI Arrests	DUS** Citations	Distracted Driving Violations	Safety Belt Citations	CMV** Traffic Citations	Motorist Assists	Violation Warnings
10,198	13,049	1,853	610	565	339	1,736	207	3,101	8,286

2021 OSHP Crime Enforcement

Cases	Felony Arrests	Felony Warrants	Mis-demeanor Warrants	Mis-demeanor Summons	Drug Arrests	Illegal Weapons Arrests	Identity Theft Arrests	Resisting Arrest Cases
419	142	24	187	262	276	24	3	29

-- All 2021 crash and activity data is provisional as of the run date of 07/08/2022 --

* Assistance to other agencies includes support that is directly (on-scene support on public or private property) or indirectly (referrals to other agencies) provided by OSHP personnel. Does not include assistance to non-law enforcement agencies, non-identified agencies, or other OSHP Posts.

** DUS = Driving under a suspended license; CMV = Commercial motor vehicle.

Clinton County

2021
OSHP
Activity



2021 Calls for Service by Type	
Traffic Stop	8,975
Routine/Other Duties	660
Disabled Vehicle	1,311
Crashes	869
Road Hazards	789
Reckless/OVI	1,206
Investigations	303
Drug Courier	27
Violence-Related	78
Warrant/Wanted Person	16
Total:	14,234

2021 Incidents by Municipality (Top 5)	
Union Township	3,915
Liberty Township	1,876
Wilmington City	1,746
Chester Township	1,199
Green Township	622
Other (remaining municipalities' sum)	2,411
Total:	11,769

2021 Crashes by Investigating Agency and Crash Severity				
Investigating Agency		Fatal Crashes	Injury Crashes	PDO/Unknown
OSHP	Rural	8	162	403
	Urban	1	10	30
CSO	Rural	0	9	83
	Urban	0	0	8
Other PD	Rural	0	0	2
	Urban	0	52	225
Total:		9	233	751

2021 Assists to Other Agencies (Top 3)*	
Clinton CSO	210
Wilmington PD	149
Fayette CSO	26
Other (remaining agencies' sum)	61
Total:	446

2021 OSHP Traffic Safety Activity

Enforcement Stops	Non Enforcement Stops	Crashes Inv.	OVI Arrests	DUS** Citations	Distracted Driving Violations	Safety Belt Citations	CMV** Traffic Citations	Motorist Assists	Violation Warnings
3,286	7,577	611	119	176	55	515	628	1,582	3,389

2021 OSHP Crime Enforcement

Cases	Felony Arrests	Felony Warrants	Mis-demeanor Warrants	Mis-demeanor Summons	Drug Arrests	Illegal Weapons Arrests	Identity Theft Arrests	Resisting Arrest Cases
142	45	11	36	99	98	8	0	8

-- All 2021 crash and activity data is provisional as of the run date of 07/08/2022 --

* Assistance to other agencies includes support that is directly (on-scene support on public or private property) or indirectly (referrals to other agencies) provided by OSHP personnel. Does not include assistance to non-law enforcement agencies, non-identified agencies, or other OSHP Posts.

** DUS = Driving under a suspended license; CMV = Commercial motor vehicle.

Columbiana County

2021
OSHP
Activity



2021 Calls for Service by Type	
Traffic Stop	8,262
Routine/Other Duties	748
Disabled Vehicle	862
Crashes	1,169
Road Hazards	648
Reckless/OVI	216
Investigations	215
Drug Courier	2
Violence-Related	52
Warrant/Wanted Person	11
Total:	12,185

2021 Incidents by Municipality (Top 5)	
Fairfield Township	2,107
Elkrun Township	1,531
Salem Township	1,227
Madison Township	1,220
Center Township	945
Other (remaining municipalities' sum)	3,760
Total:	10,790

2021 Crashes by Investigating Agency and Crash Severity				
Investigating Agency		Fatal Crashes	Injury Crashes	PDO/Unknown
OSHP	Rural	11	297	603
	Urban	0	8	20
CSO	Rural	0	1	0
	Urban	0	0	0
Other PD	Rural	0	57	178
	Urban	3	94	413
Total:		14	457	1,214

2021 Assists to Other Agencies (Top 3)*	
Columbiana CSO	163
Lisbon PD	44
Columbiana PD	40
Other (remaining agencies' sum)	123
Total:	370

2021 OSHP Traffic Safety Activity

Enforcement Stops	Non Enforcement Stops	Crashes Inv.	OVI Arrests	DUS** Citations	Distracted Driving Violations	Safety Belt Citations	CMV** Traffic Citations	Motorist Assists	Violation Warnings
4,093	6,632	915	262	329	97	754	100	1,569	3,377

2021 OSHP Crime Enforcement

Cases	Felony Arrests	Felony Warrants	Mis-demeanor Warrants	Mis-demeanor Summons	Drug Arrests	Illegal Weapons Arrests	Identity Theft Arrests	Resisting Arrest Cases
247	92	10	30	154	169	21	0	14

-- All 2021 crash and activity data is provisional as of the run date of 07/08/2022 --

* Assistance to other agencies includes support that is directly (on-scene support on public or private property) or indirectly (referrals to other agencies) provided by OSHP personnel. Does not include assistance to non-law enforcement agencies, non-identified agencies, or other OSHP Posts.

** DUS = Driving under a suspended license; CMV = Commercial motor vehicle.

Coshocton County

2021 OSHP Activity



2021 Calls for Service by Type	
Traffic Stop	1,164
Routine/Other Duties	44
Disabled Vehicle	94
Crashes	39
Road Hazards	40
Reckless/OVI	14
Investigations	14
Drug Courier	
Violence-Related	2
Warrant/Wanted Person	2
Total:	1,413

2021 Incidents by Municipality (Top 5)	
Lafayette Township	223
Oxford Township	146
Tuscarawas Township	145
Jackson Township	111
Coshocton City	101
Other (remaining municipalities' sum)	220
Total:	946

2021 Crashes by Investigating Agency and Crash Severity				
Investigating Agency		Fatal Crashes	Injury Crashes	PDO/Unknown
OSHP	Rural	0	0	9
	Urban	0	0	0
CSO	Rural	7	61	233
	Urban	1	27	144
Other PD	Rural	0	0	0
	Urban	0	0	0
Total:		8	88	386

2021 Assists to Other Agencies (Top 3)*	
Coshocton CSO	46
West Lafayette PD	1
Holmes CSO	1
Other (remaining agencies' sum)	0
Total:	48

2021 OSHP Traffic Safety Activity

Enforcement Stops	Non Enforcement Stops	Crashes Inv.	OVI Arrests	DUS** Citations	Distracted Driving Violations	Safety Belt Citations	CMV** Traffic Citations	Motorist Assists	Violation Warnings
611	384	10	5	13	3	179	46	104	333

2021 OSHP Crime Enforcement

Cases	Felony Arrests	Felony Warrants	Mis-demeanor Warrants	Mis-demeanor Summons	Drug Arrests	Illegal Weapons Arrests	Identity Theft Arrests	Resisting Arrest Cases
7	0	0	1	4	2	0	0	1

-- All 2021 crash and activity data is provisional as of the run date of 07/08/2022 --

* Assistance to other agencies includes support that is directly (on-scene support on public or private property) or indirectly (referrals to other agencies) provided by OSHP personnel. Does not include assistance to non-law enforcement agencies, non-identified agencies, or other OSHP Posts.

** DUS = Driving under a suspended license; CMV = Commercial motor vehicle.

Crawford County

2021
OSHP
Activity



2021 Calls for Service by Type	
Traffic Stop	6,877
Routine/Other Duties	185
Disabled Vehicle	887
Crashes	321
Road Hazards	435
Reckless/OVI	529
Investigations	117
Drug Courier	10
Violence-Related	33
Warrant/Wanted Person	18
Total:	9,412

2021 Incidents by Municipality (Top 5)	
Holmes Township	1,512
Whetstone Township	1,306
Bucyrus City	919
Jefferson Township	837
Bucyrus Township	646
Other (remaining municipalities' sum)	2,552
Total:	7,772

2021 Crashes by Investigating Agency and Crash Severity				
Investigating Agency		Fatal Crashes	Injury Crashes	PDO/Unknown
OSHP	Rural	0	31	175
	Urban	0	2	6
CSO	Rural	1	3	12
	Urban	5	60	186
Other PD	Rural	0	0	2
	Urban	0	73	256
Total:		6	169	637

2021 Assists to Other Agencies (Top 3)*	
Crawford CSO	108
Bucyrus PD	61
Galion PD	29
Other (remaining agencies' sum)	71
Total:	269

2021 OSHP Traffic Safety Activity

Enforcement Stops	Non Enforcement Stops	Crashes Inv.	OVI Arrests	DUS** Citations	Distracted Driving Violations	Safety Belt Citations	CMV** Traffic Citations	Motorist Assists	Violation Warnings
3,527	4,125	218	63	197	167	545	299	1,240	2,446

2021 OSHP Crime Enforcement

Cases	Felony Arrests	Felony Warrants	Mis-demeanor Warrants	Mis-demeanor Summons	Drug Arrests	Illegal Weapons Arrests	Identity Theft Arrests	Resisting Arrest Cases
105	18	7	16	63	61	3	0	6

-- All 2021 crash and activity data is provisional as of the run date of 07/08/2022 --

* Assistance to other agencies includes support that is directly (on-scene support on public or private property) or indirectly (referrals to other agencies) provided by OSHP personnel. Does not include assistance to non-law enforcement agencies, non-identified agencies, or other OSHP Posts.

** DUS = Driving under a suspended license; CMV = Commercial motor vehicle.

Cuyahoga County

2021 OSHP Activity



2021 Calls for Service by Type	
Traffic Stop	29,349
Routine/Other Duties	1,841
Disabled Vehicle	2,585
Crashes	1,558
Road Hazards	1,011
Reckless/OVI	1,718
Investigations	654
Drug Courier	12
Violence-Related	94
Warrant/Wanted Person	147
Total:	38,969

2021 Incidents by Municipality (Top 5)	
Cleveland City	9,009
Strongsville City	3,698
Broadview Heights City	2,796
Brook Park City	1,237
North Olmsted City	962
Other (remaining municipalities' sum)	9,555
Total:	27,257

2021 Crashes by Investigating Agency and Crash Severity				
Investigating Agency		Fatal Crashes	Injury Crashes	PDO/Unknown
OSHP	Rural	0	9	15
	Urban	11	249	573
CSO	Rural	0	0	0
	Urban	0	6	8
Other PD	Rural	0	25	75
	Urban	110	8,657	21,046
Total:		121	8,946	21,717

2021 Assists to Other Agencies (Top 3)*	
Cleveland PD	647
Strongsville PD	95
North Olmsted PD	87
Other (remaining agencies' sum)	957
Total:	1,786

2021 OSHP Traffic Safety Activity

Enforcement Stops	Non Enforcement Stops	Crashes Inv.	OVI Arrests	DUS** Citations	Distracted Driving Violations	Safety Belt Citations	CMV** Traffic Citations	Motorist Assists	Violation Warnings
9,331	15,815	876	725	1,072	663	3,084	430	2,672	8,758

2021 OSHP Crime Enforcement

Cases	Felony Arrests	Felony Warrants	Mis-demeanor Warrants	Mis-demeanor Summons	Drug Arrests	Illegal Weapons Arrests	Identity Theft Arrests	Resisting Arrest Cases
1,058	459	94	196	472	553	123	0	187

-- All 2021 crash and activity data is provisional as of the run date of 07/08/2022 --

* Assistance to other agencies includes support that is directly (on-scene support on public or private property) or indirectly (referrals to other agencies) provided by OSHP personnel. Does not include assistance to non-law enforcement agencies, non-identified agencies, or other OSHP Posts.

** DUS = Driving under a suspended license; CMV = Commercial motor vehicle.

Darke County

2021
OSHP
Activity



2021 Calls for Service by Type	
Traffic Stop	1,865
Routine/Other Duties	53
Disabled Vehicle	43
Crashes	25
Road Hazards	28
Reckless/OVI	27
Investigations	23
Drug Courier	
Violence-Related	
Warrant/Wanted Person	
Total:	2,064

2021 Incidents by Municipality (Top 5)	
Greenville Township	194
Monroe Township	182
Adams Township	133
Van Buren Township	94
Neave Township	79
Other (remaining municipalities' sum)	509
Total:	1,191

2021 Crashes by Investigating Agency and Crash Severity				
Investigating Agency		Fatal Crashes	Injury Crashes	PDO/Unknown
OSHP	Rural	0	1	6
	Urban	0	0	3
CSO	Rural	8	168	550
	Urban	0	6	31
Other PD	Rural	0	0	1
	Urban	0	55	226
Total:		8	230	817

2021 Assists to Other Agencies (Top 3)*	
Darke CSO	28
Greenville PD	3
Montgomery CSO	2
Other (remaining agencies' sum)	1
Total:	34

2021 OSHP Traffic Safety Activity

Enforcement Stops	Non Enforcement Stops	Crashes Inv.	OVI Arrests	DUS** Citations	Distracted Driving Violations	Safety Belt Citations	CMV** Traffic Citations	Motorist Assists	Violation Warnings
823	395	11	9	25	17	97	10	49	288

2021 OSHP Crime Enforcement

Cases	Felony Arrests	Felony Warrants	Mis-demeanor Warrants	Mis-demeanor Summons	Drug Arrests	Illegal Weapons Arrests	Identity Theft Arrests	Resisting Arrest Cases
10	3	1	0	7	7	1	0	2

-- All 2021 crash and activity data is provisional as of the run date of 07/08/2022 --

* Assistance to other agencies includes support that is directly (on-scene support on public or private property) or indirectly (referrals to other agencies) provided by OSHP personnel. Does not include assistance to non-law enforcement agencies, non-identified agencies, or other OSHP Posts.

** DUS = Driving under a suspended license; CMV = Commercial motor vehicle.

Defiance County

2021
OSHP
Activity



2021 Calls for Service by Type	
Traffic Stop	6,534
Routine/Other Duties	623
Disabled Vehicle	757
Crashes	326
Road Hazards	231
Reckless/OVI	187
Investigations	50
Drug Courier	
Violence-Related	10
Warrant/Wanted Person	1
Total:	8,719

2021 Incidents by Municipality (Top 5)	
Defiance Township	1,923
Richland Township	1,780
Noble Township	1,454
Adams Township	971
Delaware Township	376
Other (remaining municipalities' sum)	1,319
Total:	7,823

2021 Crashes by Investigating Agency and Crash Severity				
Investigating Agency		Fatal Crashes	Injury Crashes	PDO/Unknown
OSHP	Rural	9	87	145
	Urban	0	10	14
CSO	Rural	0	30	356
	Urban	0	3	22
Other PD	Rural	0	0	0
	Urban	0	80	379
Total:		9	210	916

2021 Assists to Other Agencies (Top 3)*	
Defiance CSO	124
Defiance PD	37
Henry CSO	8
Other (remaining agencies' sum)	10
Total:	179

2021 OSHP Traffic Safety Activity

Enforcement Stops	Non Enforcement Stops	Crashes Inv.	OVI Arrests	DUS** Citations	Distracted Driving Violations	Safety Belt Citations	CMV** Traffic Citations	Motorist Assists	Violation Warnings
2,757	5,001	261	140	151	105	576	111	1,173	3,323

2021 OSHP Crime Enforcement

Cases	Felony Arrests	Felony Warrants	Mis-demeanor Warrants	Mis-demeanor Summons	Drug Arrests	Illegal Weapons Arrests	Identity Theft Arrests	Resisting Arrest Cases
129	24	4	14	107	100	4	1	4

-- All 2021 crash and activity data is provisional as of the run date of 07/08/2022 --

* Assistance to other agencies includes support that is directly (on-scene support on public or private property) or indirectly (referrals to other agencies) provided by OSHP personnel. Does not include assistance to non-law enforcement agencies, non-identified agencies, or other OSHP Posts.

** DUS = Driving under a suspended license; CMV = Commercial motor vehicle.

Delaware County

2021
OSHP
Activity



2021 Calls for Service by Type	
Traffic Stop	18,660
Routine/Other Duties	1,509
Disabled Vehicle	2,995
Crashes	2,747
Road Hazards	1,458
Reckless/OVI	2,715
Investigations	370
Drug Courier	27
Violence-Related	123
Warrant/Wanted Person	74
Total:	30,678

2021 Incidents by Municipality (Top 5)	
Berkshire Township	5,547
Orange Township	3,726
Columbus City Township	2,479
Kingston Township	2,046
Liberty Township	1,698
Other (remaining municipalities' sum)	6,500
Total:	21,996

2021 Crashes by Investigating Agency and Crash Severity				
Investigating Agency		Fatal Crashes	Injury Crashes	PDO/Unknown
OSHP	Rural	7	602	1,126
	Urban	1	15	49
CSO	Rural	0	27	142
	Urban	0	54	172
Other PD	Rural	0	12	30
	Urban	1	273	841
Total:		9	983	2,360

2021 Assists to Other Agencies (Top 3)*	
Delaware CSO	848
Delaware PD	224
Columbus PD	140
Other (remaining agencies' sum)	159
Total:	1,371

2021 OSHP Traffic Safety Activity

Enforcement Stops	Non Enforcement Stops	Crashes Inv.	OVI Arrests	DUS** Citations	Distracted Driving Violations	Safety Belt Citations	CMV** Traffic Citations	Motorist Assists	Violation Warnings
7,294	12,333	1,785	526	381	322	1,194	253	3,233	5,705

2021 OSHP Crime Enforcement

Cases	Felony Arrests	Felony Warrants	Mis-demeanor Warrants	Mis-demeanor Summons	Drug Arrests	Illegal Weapons Arrests	Identity Theft Arrests	Resisting Arrest Cases
377	188	34	83	236	241	53	5	20

-- All 2021 crash and activity data is provisional as of the run date of 07/08/2022 --

* Assistance to other agencies includes support that is directly (on-scene support on public or private property) or indirectly (referrals to other agencies) provided by OSHP personnel. Does not include assistance to non-law enforcement agencies, non-identified agencies, or other OSHP Posts.

** DUS = Driving under a suspended license; CMV = Commercial motor vehicle.

Erie County

2021 OSHP Activity



2021 Calls for Service by Type	
Traffic Stop	20,746
Routine/Other Duties	1,004
Disabled Vehicle	2,532
Crashes	752
Road Hazards	941
Reckless/OVI	1,449
Investigations	391
Drug Courier	7
Violence-Related	51
Warrant/Wanted Person	30
Total:	27,903

2021 Incidents by Municipality (Top 5)	
Berlin Township	3,853
Milan Township	3,148
Vermilion Township	2,251
Huron Township	2,120
Groton Township	2,105
Other (remaining municipalities' sum)	7,192
Total:	20,669

2021 Crashes by Investigating Agency and Crash Severity				
Investigating Agency		Fatal Crashes	Injury Crashes	PDO/Unknown
OSHP	Rural	6	131	417
	Urban	1	11	23
CSO	Rural	1	129	297
	Urban	0	37	148
Other PD	Rural	1	103	271
	Urban	0	142	677
Total:		9	553	1,833

2021 Assists to Other Agencies (Top 3)*	
Erie CSO	341
Vermilion PD	53
Perkins Township PD	39
Other (remaining agencies' sum)	141
Total:	574

2021 OSHP Traffic Safety Activity

Enforcement Stops	Non Enforcement Stops	Crashes Inv.	OVI Arrests	DUS** Citations	Distracted Driving Violations	Safety Belt Citations	CMV** Traffic Citations	Motorist Assists	Violation Warnings
9,744	10,097	581	156	472	394	896	910	3,600	3,590

2021 OSHP Crime Enforcement

Cases	Felony Arrests	Felony Warrants	Mis-demeanor Warrants	Mis-demeanor Summons	Drug Arrests	Illegal Weapons Arrests	Identity Theft Arrests	Resisting Arrest Cases
296	71	34	71	197	186	26	4	15

-- All 2021 crash and activity data is provisional as of the run date of 07/08/2022 --

* Assistance to other agencies includes support that is directly (on-scene support on public or private property) or indirectly (referrals to other agencies) provided by OSHP personnel. Does not include assistance to non-law enforcement agencies, non-identified agencies, or other OSHP Posts.

** DUS = Driving under a suspended license; CMV = Commercial motor vehicle.

Fairfield County

2021 OSHP Activity



2021 Calls for Service by Type	
Traffic Stop	13,100
Routine/Other Duties	370
Disabled Vehicle	1,759
Crashes	1,147
Road Hazards	638
Reckless/OVI	1,120
Investigations	143
Drug Courier	29
Violence-Related	57
Warrant/Wanted Person	18
Total:	18,381

2021 Incidents by Municipality (Top 5)	
Violet Township	2,742
Greenfield Township	2,171
Berne Township	2,117
Hocking Township	1,762
Lancaster City Township	1,014
Other (remaining municipalities' sum)	2,903
Total:	12,709

2021 Crashes by Investigating Agency and Crash Severity				
Investigating Agency		Fatal Crashes	Injury Crashes	PDO/Unknown
OSHP	Rural	11	250	416
	Urban	2	14	29
CSO	Rural	1	100	256
	Urban	0	11	37
Other PD	Rural	0	0	1
	Urban	3	388	1,304
Total:		17	763	2,043

2021 Assists to Other Agencies (Top 3)*	
Fairfield CSO	231
Lancaster PD	96
Columbus PD	29
Other (remaining agencies' sum)	86
Total:	442

2021 OSHP Traffic Safety Activity

Enforcement Stops	Non Enforcement Stops	Crashes Inv.	OVI Arrests	DUS** Citations	Distracted Driving Violations	Safety Belt Citations	CMV** Traffic Citations	Motorist Assists	Violation Warnings
6,291	5,662	724	233	405	250	1,207	108	2,142	3,211

2021 OSHP Crime Enforcement

Cases	Felony Arrests	Felony Warrants	Mis-demeanor Warrants	Mis-demeanor Summons	Drug Arrests	Illegal Weapons Arrests	Identity Theft Arrests	Resisting Arrest Cases
217	88	19	57	93	102	18	5	12

-- All 2021 crash and activity data is provisional as of the run date of 07/08/2022 --

* Assistance to other agencies includes support that is directly (on-scene support on public or private property) or indirectly (referrals to other agencies) provided by OSHP personnel. Does not include assistance to non-law enforcement agencies, non-identified agencies, or other OSHP Posts.

** DUS = Driving under a suspended license; CMV = Commercial motor vehicle.

Fayette County

2021 OSHP Activity



2021 Calls for Service by Type	
Traffic Stop	2,918
Routine/Other Duties	1,799
Disabled Vehicle	723
Crashes	123
Road Hazards	278
Reckless/OVI	636
Investigations	68
Drug Courier	4
Violence-Related	31
Warrant/Wanted Person	8
Total:	6,588

2021 Incidents by Municipality (Top 5)	
Jefferson Township	4,374
Jasper Township	931
Union Township	617
Paint Township	596
Washington Court House City	374
Other (remaining municipalities' sum)	656
Total:	7,548

2021 Crashes by Investigating Agency and Crash Severity				
Investigating Agency		Fatal Crashes	Injury Crashes	PDO/Unknown
OSHP	Rural	1	13	40
	Urban	0	1	6
CSO	Rural	2	146	348
	Urban	1	5	12
Other PD	Rural	0	0	0
	Urban	0	55	213
Total:		4	220	619

2021 Assists to Other Agencies (Top 3)*	
Fayette CSO	218
Washington Court House PD	11
Madison CSO	9
Other (remaining agencies' sum)	19
Total:	257

2021 OSHP Traffic Safety Activity

Enforcement Stops	Non Enforcement Stops	Crashes Inv.	OVI Arrests	DUS** Citations	Distracted Driving Violations	Safety Belt Citations	CMV** Traffic Citations	Motorist Assists	Violation Warnings
2,263	4,667	65	56	112	28	444	54	847	1,611

2021 OSHP Crime Enforcement

Cases	Felony Arrests	Felony Warrants	Mis-demeanor Warrants	Mis-demeanor Summons	Drug Arrests	Illegal Weapons Arrests	Identity Theft Arrests	Resisting Arrest Cases
59	19	2	19	37	36	4	0	7

-- All 2021 crash and activity data is provisional as of the run date of 07/08/2022 --

* Assistance to other agencies includes support that is directly (on-scene support on public or private property) or indirectly (referrals to other agencies) provided by OSHP personnel. Does not include assistance to non-law enforcement agencies, non-identified agencies, or other OSHP Posts.

** DUS = Driving under a suspended license; CMV = Commercial motor vehicle.

Franklin County

2021 OSHP Activity



2021 Calls for Service by Type	
Traffic Stop	47,568
Routine/Other Duties	859
Disabled Vehicle	8,517
Crashes	2,474
Road Hazards	2,613
Reckless/OVI	2,735
Investigations	2,630
Drug Courier	87
Violence-Related	387
Warrant/Wanted Person	122
Total:	67,992

2021 Incidents by Municipality (Top 5)	
Columbus City	25,020
Jackson Township	3,171
Sharon Township	1,537
Blendon Township	1,522
Hamilton Township	1,483
Other (remaining municipalities' sum)	6,905
Total:	39,638

2021 Crashes by Investigating Agency and Crash Severity				
Investigating Agency		Fatal Crashes	Injury Crashes	PDO/Unknown
OSHP	Rural	1	63	157
	Urban	2	114	261
CSO	Rural	14	544	1,006
	Urban	3	14	81
Other PD	Rural	1	464	1,007
	Urban	97	6,926	12,075
Total:		118	8,125	14,587

2021 Assists to Other Agencies (Top 3)*	
Columbus PD	2,376
Franklin CSO	698
Dublin PD	139
Other (remaining agencies' sum)	749
Total:	3,962

2021 OSHP Traffic Safety Activity

Enforcement Stops	Non Enforcement Stops	Crashes Inv.	OVI Arrests	DUS** Citations	Distracted Driving Violations	Safety Belt Citations	CMV** Traffic Citations	Motorist Assists	Violation Warnings
17,164	18101	609	781	1476	360	2477	534	6477	8,578

2021 OSHP Crime Enforcement

Cases	Felony Arrests	Felony Warrants	Mis-demeanor Warrants	Mis-demeanor Summons	Drug Arrests	Illegal Weapons Arrests	Identity Theft Arrests	Resisting Arrest Cases
1,754	596	93	189	316	363	68	8	42

-- All 2021 crash and activity data is provisional as of the run date of 07/08/2022 --

* Assistance to other agencies includes support that is directly (on-scene support on public or private property) or indirectly (referrals to other agencies) provided by OSHP personnel. Does not include assistance to non-law enforcement agencies, non-identified agencies, or other OSHP Posts.

** DUS = Driving under a suspended license; CMV = Commercial motor vehicle.

Fulton County

2021 OSHP Activity



2021 Calls for Service by Type	
Traffic Stop	9,392
Routine/Other Duties	546
Disabled Vehicle	865
Crashes	534
Road Hazards	244
Reckless/OVI	378
Investigations	106
Drug Courier	1
Violence-Related	14
Warrant/Wanted Person	9
Total:	12,089

2021 Incidents by Municipality (Top 5)	
Franklin Township	2,537
Fulton Township	2,460
Pike Township	1,390
Dover Township	1,317
York Township	254
Other (remaining municipalities' sum)	773
Total:	8,731

2021 Crashes by Investigating Agency and Crash Severity				
Investigating Agency		Fatal Crashes	Injury Crashes	PDO/Unknown
OSHP	Rural	3	86	166
	Urban	0	1	7
CSO	Rural	0	113	401
	Urban	0	1	1
Other PD	Rural	0	0	0
	Urban	0	57	198
Total:		3	258	773

2021 Assists to Other Agencies (Top 3)*	
Fulton CSO	46
Swanton PD	31
Archbold PD	3
Other (remaining agencies' sum)	6
Total:	86

2021 OSHP Traffic Safety Activity

Enforcement Stops	Non Enforcement Stops	Crashes Inv.	OVI Arrests	DUS** Citations	Distracted Driving Violations	Safety Belt Citations	CMV** Traffic Citations	Motorist Assists	Violation Warnings
4,045	4,471	261	38	50	47	288	373	1,738	1,609

2021 OSHP Crime Enforcement

Cases	Felony Arrests	Felony Warrants	Mis-demeanor Warrants	Mis-demeanor Summons	Drug Arrests	Illegal Weapons Arrests	Identity Theft Arrests	Resisting Arrest Cases
68	11	0	5	31	31	4	0	1

-- All 2021 crash and activity data is provisional as of the run date of 07/08/2022 --

* Assistance to other agencies includes support that is directly (on-scene support on public or private property) or indirectly (referrals to other agencies) provided by OSHP personnel. Does not include assistance to non-law enforcement agencies, non-identified agencies, or other OSHP Posts.

** DUS = Driving under a suspended license; CMV = Commercial motor vehicle.

Gallia County

2021
OSHP
Activity



2021 Calls for Service by Type	
Traffic Stop	6,968
Routine/Other Duties	2,574
Disabled Vehicle	970
Crashes	806
Road Hazards	867
Reckless/OVI	460
Investigations	295
Drug Courier	16
Violence-Related	133
Warrant/Wanted Person	35
Total:	13,124

2021 Incidents by Municipality (Top 5)	
Springfield Township	4,008
Raccoon Township	2,427
Gallipolis Township	2,180
Addison Township	2,004
Green Township	1,749
Other (remaining municipalities' sum)	1,249
Total:	13,617

2021 Crashes by Investigating Agency and Crash Severity				
Investigating Agency		Fatal Crashes	Injury Crashes	PDO/Unknown
OSHP	Rural	5	136	416
	Urban	0	3	16
CSO	Rural	0	0	3
	Urban	0	0	1
Other PD	Rural	0	0	0
	Urban	1	44	112
Total:		6	183	548

2021 Assists to Other Agencies (Top 3)*	
Gallia CSO	284
Gallipolis PD	33
Meigs CSO	12
Other (remaining agencies' sum)	18
Total:	347

2021 OSHP Traffic Safety Activity

Enforcement Stops	Non Enforcement Stops	Crashes Inv.	OVI Arrests	DUS** Citations	Distracted Driving Violations	Safety Belt Citations	CMV** Traffic Citations	Motorist Assists	Violation Warnings
4,700	8,652	573	156	368	115	1,139	279	1,895	2,653

2021 OSHP Crime Enforcement

Cases	Felony Arrests	Felony Warrants	Mis-demeanor Warrants	Mis-demeanor Summons	Drug Arrests	Illegal Weapons Arrests	Identity Theft Arrests	Resisting Arrest Cases
180	93	19	40	88	124	11	0	6

-- All 2021 crash and activity data is provisional as of the run date of 07/08/2022 --

* Assistance to other agencies includes support that is directly (on-scene support on public or private property) or indirectly (referrals to other agencies) provided by OSHP personnel. Does not include assistance to non-law enforcement agencies, non-identified agencies, or other OSHP Posts.

** DUS = Driving under a suspended license; CMV = Commercial motor vehicle.

Geauga County

2021
OSHP
Activity



2021 Calls for Service by Type	
Traffic Stop	3,076
Routine/Other Duties	86
Disabled Vehicle	360
Crashes	1,149
Road Hazards	426
Reckless/OVI	360
Investigations	101
Drug Courier	
Violence-Related	18
Warrant/Wanted Person	6
Total:	5,582

2021 Incidents by Municipality (Top 5)	
Parkman Township	1,159
Auburn Township	743
Chardon Township	474
Troy Township	367
Munson Township	266
Other (remaining municipalities' sum)	1,769
Total:	4,778

2021 Crashes by Investigating Agency and Crash Severity				
Investigating Agency		Fatal Crashes	Injury Crashes	PDO/Unknown
OSHP	Rural	19	243	509
	Urban	0	15	29
CSO	Rural	0	45	163
	Urban	0	9	31
Other PD	Rural	4	126	303
	Urban	0	45	125
Total:		23	483	1,160

2021 Assists to Other Agencies (Top 3)*	
Geauga CSO	173
Bainbridge Township PD	16
Chardon PD	15
Other (remaining agencies' sum)	39
Total:	243

2021 OSHP Traffic Safety Activity

Enforcement Stops	Non Enforcement Stops	Crashes Inv.	OVI Arrests	DUS** Citations	Distracted Driving Violations	Safety Belt Citations	CMV** Traffic Citations	Motorist Assists	Violation Warnings
1,655	2,913	803	48	41	17	231	108	828	1,266

2021 OSHP Crime Enforcement

Cases	Felony Arrests	Felony Warrants	Mis-demeanor Warrants	Mis-demeanor Summons	Drug Arrests	Illegal Weapons Arrests	Identity Theft Arrests	Resisting Arrest Cases
33	9	4	5	14	12	1	0	2

-- All 2021 crash and activity data is provisional as of the run date of 07/08/2022 --

* Assistance to other agencies includes support that is directly (on-scene support on public or private property) or indirectly (referrals to other agencies) provided by OSHP personnel. Does not include assistance to non-law enforcement agencies, non-identified agencies, or other OSHP Posts.

** DUS = Driving under a suspended license; CMV = Commercial motor vehicle.

Greene County

2021
OSHP
Activity



2021 Calls for Service by Type	
Traffic Stop	13,020
Routine/Other Duties	576
Disabled Vehicle	2,121
Crashes	1,622
Road Hazards	863
Reckless/OVI	852
Investigations	192
Drug Courier	3
Violence-Related	46
Warrant/Wanted Person	42
Total:	19,337

2021 Incidents by Municipality (Top 5)	
Beavercreek Township	7,032
Bath Township	2,929
Xenia Township	1,400
Xenia City	816
Sugarcreek Township	766
Other (remaining municipalities' sum)	2,525
Total:	15,468

2021 Crashes by Investigating Agency and Crash Severity				
Investigating Agency		Fatal Crashes	Injury Crashes	PDO/Unknown
OSHP	Rural	3	289	579
	Urban	0	16	65
CSO	Rural	0	36	141
	Urban	0	7	42
Other PD	Rural	1	40	190
	Urban	6	402	1,444
Total:		10	790	2,461

2021 Assists to Other Agencies (Top 3)*	
Beavercreek PD	237
Greene CSO	204
Fairborn PD	88
Other (remaining agencies' sum)	174
Total:	703

2021 OSHP Traffic Safety Activity

Enforcement Stops	Non Enforcement Stops	Crashes Inv.	OVI Arrests	DUS** Citations	Distracted Driving Violations	Safety Belt Citations	CMV** Traffic Citations	Motorist Assists	Violation Warnings
6,669	7,932	956	192	305	103	620	219	2,606	4,820

2021 OSHP Crime Enforcement

Cases	Felony Arrests	Felony Warrants	Mis-demeanor Warrants	Mis-demeanor Summons	Drug Arrests	Illegal Weapons Arrests	Identity Theft Arrests	Resisting Arrest Cases
181	43	19	52	124	123	12	1	14

-- All 2021 crash and activity data is provisional as of the run date of 07/08/2022 --

* Assistance to other agencies includes support that is directly (on-scene support on public or private property) or indirectly (referrals to other agencies) provided by OSHP personnel. Does not include assistance to non-law enforcement agencies, non-identified agencies, or other OSHP Posts.

** DUS = Driving under a suspended license; CMV = Commercial motor vehicle.

Guernsey County

2021
OSHP
Activity



2021 Calls for Service by Type	
Traffic Stop	13,802
Routine/Other Duties	2,340
Disabled Vehicle	2,539
Crashes	1,323
Road Hazards	2,218
Reckless/OVI	1,393
Investigations	502
Drug Courier	36
Violence-Related	125
Warrant/Wanted Person	93
Total:	24,371

2021 Incidents by Municipality (Top 5)	
Cambridge Township	3,831
Valley Township	2,540
Westland Township	2,528
Wills Township	2,223
Center Township	1,860
Other (remaining municipalities' sum)	5,303
Total:	18,285

2021 Crashes by Investigating Agency and Crash Severity				
Investigating Agency		Fatal Crashes	Injury Crashes	PDO/Unknown
OSHP	Rural	6	178	650
	Urban	1	11	32
CSO	Rural	0	0	0
	Urban	0	0	0
Other PD	Rural	0	0	2
	Urban	0	38	204
Total:		7	227	888

2021 Assists to Other Agencies (Top 3)*	
Guernsey CSO	272
Cambridge PD	144
Noble CSO	21
Other (remaining agencies' sum)	71
Total:	508

2021 OSHP Traffic Safety Activity

Enforcement Stops	Non Enforcement Stops	Crashes Inv.	OVI Arrests	DUS** Citations	Distracted Driving Violations	Safety Belt Citations	CMV** Traffic Citations	Motorist Assists	Violation Warnings
4,624	12,857	865	138	267	65	581	778	3,528	2,648

2021 OSHP Crime Enforcement

Cases	Felony Arrests	Felony Warrants	Mis-demeanor Warrants	Mis-demeanor Summons	Drug Arrests	Illegal Weapons Arrests	Identity Theft Arrests	Resisting Arrest Cases
273	114	21	67	149	171	19	0	3

-- All 2021 crash and activity data is provisional as of the run date of 07/08/2022 --

* Assistance to other agencies includes support that is directly (on-scene support on public or private property) or indirectly (referrals to other agencies) provided by OSHP personnel. Does not include assistance to non-law enforcement agencies, non-identified agencies, or other OSHP Posts.

** DUS = Driving under a suspended license; CMV = Commercial motor vehicle.

Hamilton County

2021 OSHP Activity



2021 Calls for Service by Type	
Traffic Stop	23,347
Routine/Other Duties	1,502
Disabled Vehicle	3,100
Crashes	907
Road Hazards	1,165
Reckless/OVI	1,248
Investigations	460
Drug Courier	35
Violence-Related	97
Warrant/Wanted Person	96
Total:	31,957

2021 Incidents by Municipality (Top 5)	
Cincinnati City	3,452
Colerain Township	2,714
Whitewater Township	2,134
Sharonville City	2,052
Anderson Township	1,969
Other (remaining municipalities' sum)	10,064
Total:	22,385

2021 Crashes by Investigating Agency and Crash Severity				
Investigating Agency		Fatal Crashes	Injury Crashes	PDO/Unknown
OSHP	Rural	0	13	94
	Urban	1	56	169
CSO	Rural	6	568	1,930
	Urban	2	87	200
Other PD	Rural	11	969	3,359
	Urban	45	4,893	16,972
Total:		65	6,586	22,724

2021 Assists to Other Agencies (Top 3)*	
Hamilton CSO	532
Cincinnati PD	249
Sharonville PD	98
Other (remaining agencies' sum)	429
Total:	1,308

2021 OSHP Traffic Safety Activity

Enforcement Stops	Non Enforcement Stops	Crashes Inv.	OVI Arrests	DUS** Citations	Distracted Driving Violations	Safety Belt Citations	CMV** Traffic Citations	Motorist Assists	Violation Warnings
10,062	10,833	314	348	838	614	1,670	458	2,880	4,616

2021 OSHP Crime Enforcement

Cases	Felony Arrests	Felony Warrants	Mis-demeanor Warrants	Mis-demeanor Summons	Drug Arrests	Illegal Weapons Arrests	Identity Theft Arrests	Resisting Arrest Cases
290	77	20	80	126	154	24	3	21

-- All 2021 crash and activity data is provisional as of the run date of 07/08/2022 --

* Assistance to other agencies includes support that is directly (on-scene support on public or private property) or indirectly (referrals to other agencies) provided by OSHP personnel. Does not include assistance to non-law enforcement agencies, non-identified agencies, or other OSHP Posts.

** DUS = Driving under a suspended license; CMV = Commercial motor vehicle.

Hancock County

2021 OSHP Activity



2021 Calls for Service by Type	
Traffic Stop	12,287
Routine/Other Duties	1,938
Disabled Vehicle	2,145
Crashes	935
Road Hazards	1,983
Reckless/OVI	1,175
Investigations	262
Drug Courier	15
Violence-Related	58
Warrant/Wanted Person	28
Total:	20,826

2021 Incidents by Municipality (Top 5)	
Allen Township	4,221
Eagle Township	3,446
Findlay City	3,216
Liberty Township	1,092
Orange Township	967
Other (remaining municipalities' sum)	4,085
Total:	17,027

2021 Crashes by Investigating Agency and Crash Severity				
Investigating Agency		Fatal Crashes	Injury Crashes	PDO/Unknown
OSHP	Rural	2	52	416
	Urban	1	19	69
CSO	Rural	2	106	480
	Urban	0	11	37
Other PD	Rural	0	0	3
	Urban	4	177	718
Total:		9	365	1,723

2021 Assists to Other Agencies (Top 3)*	
Hancock CSO	272
Findlay PD	144
Bluffton PD	67
Other (remaining agencies' sum)	122
Total:	605

2021 OSHP Traffic Safety Activity

Enforcement Stops	Non Enforcement Stops	Crashes Inv.	OVI Arrests	DUS** Citations	Distracted Driving Violations	Safety Belt Citations	CMV** Traffic Citations	Motorist Assists	Violation Warnings
5,475	11,057	560	176	183	77	837	895	2,562	4,918

2021 OSHP Crime Enforcement

Cases	Felony Arrests	Felony Warrants	Mis-demeanor Warrants	Mis-demeanor Summons	Drug Arrests	Illegal Weapons Arrests	Identity Theft Arrests	Resisting Arrest Cases
477	161	24	43	350	398	36	3	13

-- All 2021 crash and activity data is provisional as of the run date of 07/08/2022 --

* Assistance to other agencies includes support that is directly (on-scene support on public or private property) or indirectly (referrals to other agencies) provided by OSHP personnel. Does not include assistance to non-law enforcement agencies, non-identified agencies, or other OSHP Posts.

** DUS = Driving under a suspended license; CMV = Commercial motor vehicle.

Hardin County

2021 OSHP Activity



2021 Calls for Service by Type	
Traffic Stop	1,812
Routine/Other Duties	47
Disabled Vehicle	118
Crashes	42
Road Hazards	45
Reckless/OVI	71
Investigations	16
Drug Courier	1
Violence-Related	
Warrant/Wanted Person	3
Total:	2,155

2021 Incidents by Municipality (Top 5)	
Pleasant Township	175
Cessna Township	142
Roundhead Township	102
Blanchard Township	99
Buck Township	99
Other (remaining municipalities' sum)	413
Total:	1,030

2021 Crashes by Investigating Agency and Crash Severity				
Investigating Agency		Fatal Crashes	Injury Crashes	PDO/Unknown
OSHP	Rural	0	1	10
	Urban	0	0	0
CSO	Rural	4	30	136
	Urban	2	22	55
Other PD	Rural	0	1	0
	Urban	0	46	140
Total:		6	100	341

2021 Assists to Other Agencies (Top 3)*	
Hardin CSO	61
Ada PD	5
Logan CSO	5
Other (remaining agencies' sum)	7
Total:	78

2021 OSHP Traffic Safety Activity

Enforcement Stops	Non Enforcement Stops	Crashes Inv.	OVI Arrests	DUS** Citations	Distracted Driving Violations	Safety Belt Citations	CMV** Traffic Citations	Motorist Assists	Violation Warnings
573	434	10	6	15	6	111	44	98	347

2021 OSHP Crime Enforcement

Cases	Felony Arrests	Felony Warrants	Mis-demeanor Warrants	Mis-demeanor Summons	Drug Arrests	Illegal Weapons Arrests	Identity Theft Arrests	Resisting Arrest Cases
9	1	0	1	5	4	1	0	1

-- All 2021 crash and activity data is provisional as of the run date of 07/08/2022 --

* Assistance to other agencies includes support that is directly (on-scene support on public or private property) or indirectly (referrals to other agencies) provided by OSHP personnel. Does not include assistance to non-law enforcement agencies, non-identified agencies, or other OSHP Posts.

** DUS = Driving under a suspended license; CMV = Commercial motor vehicle.

Harrison County

2021 OSHP Activity



2021 Calls for Service by Type	
Traffic Stop	2,402
Routine/Other Duties	762
Disabled Vehicle	273
Crashes	378
Road Hazards	182
Reckless/OVI	136
Investigations	51
Drug Courier	1
Violence-Related	11
Warrant/Wanted Person	3
Total:	4,199

2021 Incidents by Municipality (Top 5)	
Green Township	1,160
Franklin Township	1,030
Cadiz Township	934
Moorefield Township	765
Monroe Township	373
Other (remaining municipalities' sum)	958
Total:	5,220

2021 Crashes by Investigating Agency and Crash Severity				
Investigating Agency		Fatal Crashes	Injury Crashes	PDO/Unknown
OSHP	Rural	4	66	129
	Urban	0	6	16
CSO	Rural	0	0	0
	Urban	0	0	0
Other PD	Rural	0	0	0
	Urban	0	7	23
Total:		4	79	168

2021 Assists to Other Agencies (Top 3)*	
Harrison CSO	106
Cadiz PD	5
Belmont CSO	3
Other (remaining agencies' sum)	10
Total:	124

2021 OSHP Traffic Safety Activity

Enforcement Stops	Non Enforcement Stops	Crashes Inv.	OVI Arrests	DUS** Citations	Distracted Driving Violations	Safety Belt Citations	CMV** Traffic Citations	Motorist Assists	Violation Warnings
1,847	3,288	218	28	75	15	181	145	463	1,065

2021 OSHP Crime Enforcement

Cases	Felony Arrests	Felony Warrants	Mis-demeanor Warrants	Mis-demeanor Summons	Drug Arrests	Illegal Weapons Arrests	Identity Theft Arrests	Resisting Arrest Cases
39	6	7	4	23	20	0	0	2

-- All 2021 crash and activity data is provisional as of the run date of 07/08/2022 --

* Assistance to other agencies includes support that is directly (on-scene support on public or private property) or indirectly (referrals to other agencies) provided by OSHP personnel. Does not include assistance to non-law enforcement agencies, non-identified agencies, or other OSHP Posts.

** DUS = Driving under a suspended license; CMV = Commercial motor vehicle.

Henry County

2021 OSHP Activity



2021 Calls for Service by Type	
Traffic Stop	1,030
Routine/Other Duties	52
Disabled Vehicle	265
Crashes	69
Road Hazards	73
Reckless/OVI	107
Investigations	19
Drug Courier	
Violence-Related	5
Warrant/Wanted Person	1
Total:	1,621

2021 Incidents by Municipality (Top 5)	
Napoleon Township	359
Liberty Township	290
Washington Township	288
Flatrock Township	163
Ridgeville Township	148
Other (remaining municipalities' sum)	159
Total:	1,407

2021 Crashes by Investigating Agency and Crash Severity				
Investigating Agency		Fatal Crashes	Injury Crashes	PDO/Unknown
OSHP	Rural	0	4	11
	Urban	1	0	2
CSO	Rural	4	108	380
	Urban	0	14	41
Other PD	Rural	0	0	0
	Urban	0	40	137
Total:		5	166	571

2021 Assists to Other Agencies (Top 3)*	
Henry CSO	88
Lucas CSO	17
Napoleon PD	13
Other (remaining agencies' sum)	10
Total:	128

2021 OSHP Traffic Safety Activity

Enforcement Stops	Non Enforcement Stops	Crashes Inv.	OVI Arrests	DUS** Citations	Distracted Driving Violations	Safety Belt Citations	CMV** Traffic Citations	Motorist Assists	Violation Warnings
603	753	20	7	17	9	135	41	267	494

2021 OSHP Crime Enforcement

Cases	Felony Arrests	Felony Warrants	Mis-demeanor Warrants	Mis-demeanor Summons	Drug Arrests	Illegal Weapons Arrests	Identity Theft Arrests	Resisting Arrest Cases
20	5	0	4	16	15	0	0	0

-- All 2021 crash and activity data is provisional as of the run date of 07/08/2022 --

* Assistance to other agencies includes support that is directly (on-scene support on public or private property) or indirectly (referrals to other agencies) provided by OSHP personnel. Does not include assistance to non-law enforcement agencies, non-identified agencies, or other OSHP Posts.

** DUS = Driving under a suspended license; CMV = Commercial motor vehicle.

Highland County

2021 OSHP Activity



2021 Calls for Service by Type	
Traffic Stop	2,744
Routine/Other Duties	76
Disabled Vehicle	164
Crashes	482
Road Hazards	220
Reckless/OVI	198
Investigations	53
Drug Courier	2
Violence-Related	14
Warrant/Wanted Person	16
Total:	3,969

2021 Incidents by Municipality (Top 5)	
Liberty Township	791
Paint Township	513
Fairfield Township	318
Union Township	318
Dodson Township	266
Other (remaining municipalities' sum)	1,301
Total:	3,507

2021 Crashes by Investigating Agency and Crash Severity				
Investigating Agency		Fatal Crashes	Injury Crashes	PDO/Unknown
OSHP	Rural	8	160	251
	Urban	0	3	5
CSO	Rural	0	12	51
	Urban	0	1	10
Other PD	Rural	0	1	1
	Urban	0	52	228
Total:		8	229	546

2021 Assists to Other Agencies (Top 3)*	
Highland CSO	103
Hillsboro PD	17
Greenfield PD	7
Other (remaining agencies' sum)	15
Total:	142

2021 OSHP Traffic Safety Activity

Enforcement Stops	Non Enforcement Stops	Crashes Inv.	OVI Arrests	DUS** Citations	Distracted Driving Violations	Safety Belt Citations	CMV** Traffic Citations	Motorist Assists	Violation Warnings
1,322	2,004	420	60	118	30	352	26	374	1,325

2021 OSHP Crime Enforcement

Cases	Felony Arrests	Felony Warrants	Mis-demeanor Warrants	Mis-demeanor Summons	Drug Arrests	Illegal Weapons Arrests	Identity Theft Arrests	Resisting Arrest Cases
64	18	8	37	39	35	3	1	6

-- All 2021 crash and activity data is provisional as of the run date of 07/08/2022 --

* Assistance to other agencies includes support that is directly (on-scene support on public or private property) or indirectly (referrals to other agencies) provided by OSHP personnel. Does not include assistance to non-law enforcement agencies, non-identified agencies, or other OSHP Posts.

** DUS = Driving under a suspended license; CMV = Commercial motor vehicle.

Hocking County

2021
OSHP
Activity



2021 Calls for Service by Type	
Traffic Stop	3,253
Routine/Other Duties	1,601
Disabled Vehicle	946
Crashes	660
Road Hazards	313
Reckless/OVI	352
Investigations	76
Drug Courier	5
Violence-Related	21
Warrant/Wanted Person	9
Total:	7,236

2021 Incidents by Municipality (Top 5)	
Good Hope Township	4,184
Falls Township	1,591
Green Township	1,345
Washington Township	212
Ward Township	187
Other (remaining municipalities' sum)	457
Total:	7,976

2021 Crashes by Investigating Agency and Crash Severity				
Investigating Agency		Fatal Crashes	Injury Crashes	PDO/Unknown
OSHP	Rural	3	134	291
	Urban	0	2	7
CSO	Rural	0	10	49
	Urban	0	0	1
Other PD	Rural	0	0	10
	Urban	2	33	146
Total:		5	179	504

2021 Assists to Other Agencies (Top 3)*	
Hocking CSO	235
Logan PD	74
Athens CSO	7
Other (remaining agencies' sum)	22
Total:	338

2021 OSHP Traffic Safety Activity

Enforcement Stops	Non Enforcement Stops	Crashes Inv.	OVI Arrests	DUS** Citations	Distracted Driving Violations	Safety Belt Citations	CMV** Traffic Citations	Motorist Assists	Violation Warnings
2,344	5,293	429	41	127	28	438	53	1,184	1,554

2021 OSHP Crime Enforcement

Cases	Felony Arrests	Felony Warrants	Mis-demeanor Warrants	Mis-demeanor Summons	Drug Arrests	Illegal Weapons Arrests	Identity Theft Arrests	Resisting Arrest Cases
42	18	8	17	18	19	3	1	0

-- All 2021 crash and activity data is provisional as of the run date of 07/08/2022 --

* Assistance to other agencies includes support that is directly (on-scene support on public or private property) or indirectly (referrals to other agencies) provided by OSHP personnel. Does not include assistance to non-law enforcement agencies, non-identified agencies, or other OSHP Posts.

** DUS = Driving under a suspended license; CMV = Commercial motor vehicle.

Holmes County

2021
OSHP
Activity



2021 Calls for Service by Type	
Traffic Stop	794
Routine/Other Duties	545
Disabled Vehicle	46
Crashes	201
Road Hazards	68
Reckless/OVI	27
Investigations	47
Drug Courier	2
Violence-Related	2
Warrant/Wanted Person	
Total:	1,732

2021 Incidents by Municipality (Top 5)	
Berlin Township	460
Walnut Creek Township	316
Hardy Township	189
Washington Township	150
Salt Creek Township	143
Other (remaining municipalities' sum)	252
Total:	1,510

2021 Crashes by Investigating Agency and Crash Severity				
Investigating Agency		Fatal Crashes	Injury Crashes	PDO/Unknown
OSHP	Rural	2	45	89
	Urban	0	2	2
CSO	Rural	6	133	303
	Urban	0	2	8
Other PD	Rural	0	0	0
	Urban	0	17	62
Total:		8	199	464

2021 Assists to Other Agencies (Top 3)*	
Holmes CSO	30
Loudonville PD	5
Millersburg PD	3
Other (remaining agencies' sum)	2
Total:	40

2021 OSHP Traffic Safety Activity

Enforcement Stops	Non Enforcement Stops	Crashes Inv.	OVI Arrests	DUS** Citations	Distracted Driving Violations	Safety Belt Citations	CMV** Traffic Citations	Motorist Assists	Violation Warnings
530	1,015	133	8	7	14	267	32	136	467

2021 OSHP Crime Enforcement

Cases	Felony Arrests	Felony Warrants	Mis-demeanor Warrants	Mis-demeanor Summons	Drug Arrests	Illegal Weapons Arrests	Identity Theft Arrests	Resisting Arrest Cases
4	2	0	1	3	3	0	0	1

-- All 2021 crash and activity data is provisional as of the run date of 07/08/2022 --

* Assistance to other agencies includes support that is directly (on-scene support on public or private property) or indirectly (referrals to other agencies) provided by OSHP personnel. Does not include assistance to non-law enforcement agencies, non-identified agencies, or other OSHP Posts.

** DUS = Driving under a suspended license; CMV = Commercial motor vehicle.

Huron County

2021
OSHP
Activity



2021 Calls for Service by Type	
Traffic Stop	11,368
Routine/Other Duties	791
Disabled Vehicle	906
Crashes	665
Road Hazards	527
Reckless/OVI	460
Investigations	186
Drug Courier	4
Violence-Related	37
Warrant/Wanted Person	50
Total:	14,994

2021 Incidents by Municipality (Top 5)	
Norwalk Township	1,059
Norwalk City	975
Townsend Township	757
Lyme Township	667
Ridgefield Township	626
Other (remaining municipalities' sum)	4,318
Total:	8,402

2021 Crashes by Investigating Agency and Crash Severity				
Investigating Agency		Fatal Crashes	Injury Crashes	PDO/Unknown
OSHP	Rural	3	149	349
	Urban	0	14	8
CSO	Rural	0	9	50
	Urban	0	20	190
Other PD	Rural	0	0	0
	Urban	0	60	377
Total:		3	252	974

2021 Assists to Other Agencies (Top 3)*	
Huron CSO	229
Norwalk PD	63
Monroeville PD	31
Other (remaining agencies' sum)	123
Total:	446

2021 OSHP Traffic Safety Activity

Enforcement Stops	Non Enforcement Stops	Crashes Inv.	OVI Arrests	DUS** Citations	Distracted Driving Violations	Safety Belt Citations	CMV** Traffic Citations	Motorist Assists	Violation Warnings
2,806	5,417	525	138	137	102	413	300	998	3,156

2021 OSHP Crime Enforcement

Cases	Felony Arrests	Felony Warrants	Mis-demeanor Warrants	Mis-demeanor Summons	Drug Arrests	Illegal Weapons Arrests	Identity Theft Arrests	Resisting Arrest Cases
151	24	9	37	107	95	7	1	2

-- All 2021 crash and activity data is provisional as of the run date of 07/08/2022 --

* Assistance to other agencies includes support that is directly (on-scene support on public or private property) or indirectly (referrals to other agencies) provided by OSHP personnel. Does not include assistance to non-law enforcement agencies, non-identified agencies, or other OSHP Posts.

** DUS = Driving under a suspended license; CMV = Commercial motor vehicle.

Jackson County

2021 OSHP Activity



2021 Calls for Service by Type	
Traffic Stop	11,137
Routine/Other Duties	1,401
Disabled Vehicle	1,258
Crashes	897
Road Hazards	915
Reckless/OVI	662
Investigations	304
Drug Courier	24
Violence-Related	108
Warrant/Wanted Person	16
Total:	16,722

2021 Incidents by Municipality (Top 5)	
Coal Township	3,203
Jackson Township	2,756
Lick Township	2,734
Liberty Township	1,325
Jackson City	1,282
Other (remaining municipalities' sum)	5,562
Total:	16,862

2021 Crashes by Investigating Agency and Crash Severity				
Investigating Agency		Fatal Crashes	Injury Crashes	PDO/Unknown
OSHP	Rural	8	159	461
	Urban	1	11	23
CSO	Rural	0	0	0
	Urban	0	0	0
Other PD	Rural	0	0	1
	Urban	0	53	181
Total:		9	223	666

2021 Assists to Other Agencies (Top 3)*	
Jackson CSO	306
Jackson PD	143
Wellston PD	86
Other (remaining agencies' sum)	81
Total:	616

2021 OSHP Traffic Safety Activity

Enforcement Stops	Non Enforcement Stops	Crashes Inv.	OVI Arrests	DUS** Citations	Distracted Driving Violations	Safety Belt Citations	CMV** Traffic Citations	Motorist Assists	Violation Warnings
7,489	8,941	664	131	432	125	1,153	568	2,352	4,035

2021 OSHP Crime Enforcement

Cases	Felony Arrests	Felony Warrants	Mis-demeanor Warrants	Mis-demeanor Summons	Drug Arrests	Illegal Weapons Arrests	Identity Theft Arrests	Resisting Arrest Cases
111	54	16	73	31	37	10	2	7

-- All 2021 crash and activity data is provisional as of the run date of 07/08/2022 --

* Assistance to other agencies includes support that is directly (on-scene support on public or private property) or indirectly (referrals to other agencies) provided by OSHP personnel. Does not include assistance to non-law enforcement agencies, non-identified agencies, or other OSHP Posts.

** DUS = Driving under a suspended license; CMV = Commercial motor vehicle.

Jefferson County

2021
OSHP
Activity



2021 Calls for Service by Type	
Traffic Stop	9,899
Routine/Other Duties	706
Disabled Vehicle	1,010
Crashes	907
Road Hazards	808
Reckless/OVI	481
Investigations	201
Drug Courier	8
Violence-Related	61
Warrant/Wanted Person	23
Total:	14,104

2021 Incidents by Municipality (Top 5)	
Island Creek Township	3,531
Steubenville City	1,640
Warren Township	1,480
Saline Township	926
Steubenville Township	663
Other (remaining municipalities' sum)	2,717
Total:	10,957

2021 Crashes by Investigating Agency and Crash Severity				
Investigating Agency		Fatal Crashes	Injury Crashes	PDO/Unknown
OSHP	Rural	2	116	369
	Urban	2	24	48
CSO	Rural	0	0	0
	Urban	0	0	0
Other PD	Rural	0	4	27
	Urban	0	103	281
Total:		4	247	725

2021 Assists to Other Agencies (Top 3)*	
Jefferson CSO	138
Steubenville PD	95
Wells Township PD	59
Other (remaining agencies' sum)	270
Total:	562

2021 OSHP Traffic Safety Activity

Enforcement Stops	Non Enforcement Stops	Crashes Inv.	OVI Arrests	DUS** Citations	Distracted Driving Violations	Safety Belt Citations	CMV** Traffic Citations	Motorist Assists	Violation Warnings
3,485	7,049	559	216	362	50	590	139	1,657	2,641

2021 OSHP Crime Enforcement

Cases	Felony Arrests	Felony Warrants	Mis-demeanor Warrants	Mis-demeanor Summons	Drug Arrests	Illegal Weapons Arrests	Identity Theft Arrests	Resisting Arrest Cases
192	46	12	55	109	107	11	0	11

-- All 2021 crash and activity data is provisional as of the run date of 07/08/2022 --

* Assistance to other agencies includes support that is directly (on-scene support on public or private property) or indirectly (referrals to other agencies) provided by OSHP personnel. Does not include assistance to non-law enforcement agencies, non-identified agencies, or other OSHP Posts.

** DUS = Driving under a suspended license; CMV = Commercial motor vehicle.

Knox County

2021
OSHP
Activity



2021 Calls for Service by Type	
Traffic Stop	3,485
Routine/Other Duties	124
Disabled Vehicle	324
Crashes	1,030
Road Hazards	511
Reckless/OVI	415
Investigations	116
Drug Courier	4
Violence-Related	27
Warrant/Wanted Person	6
Total:	6,042

2021 Incidents by Municipality (Top 5)	
Mount Vernon City	893
Morgan Township	623
Morris Township	406
Hilliard Township	382
Liberty Township	376
Other (remaining municipalities' sum)	2,814
Total:	5,494

2021 Crashes by Investigating Agency and Crash Severity				
Investigating Agency		Fatal Crashes	Injury Crashes	PDO/Unknown
OSHP	Rural	4	158	344
	Urban	1	7	26
CSO	Rural	0	24	151
	Urban	0	1	25
Other PD	Rural	0	0	0
	Urban	0	57	313
Total:		5	247	859

2021 Assists to Other Agencies (Top 3)*	
Knox CSO	282
Mt Vernon PD	41
Fredericktown PD	11
Other (remaining agencies' sum)	19
Total:	353

2021 OSHP Traffic Safety Activity

Enforcement Stops	Non Enforcement Stops	Crashes Inv.	OVI Arrests	DUS** Citations	Distracted Driving Violations	Safety Belt Citations	CMV** Traffic Citations	Motorist Assists	Violation Warnings
2,463	2,578	540	108	82	69	547	80	421	1,821

2021 OSHP Crime Enforcement

Cases	Felony Arrests	Felony Warrants	Mis-demeanor Warrants	Mis-demeanor Summons	Drug Arrests	Illegal Weapons Arrests	Identity Theft Arrests	Resisting Arrest Cases
70	30	3	14	34	37	7	0	3

-- All 2021 crash and activity data is provisional as of the run date of 07/08/2022 --

* Assistance to other agencies includes support that is directly (on-scene support on public or private property) or indirectly (referrals to other agencies) provided by OSHP personnel. Does not include assistance to non-law enforcement agencies, non-identified agencies, or other OSHP Posts.

** DUS = Driving under a suspended license; CMV = Commercial motor vehicle.

Lake County

2021 OSHP Activity



2021 Calls for Service by Type	
Traffic Stop	9,326
Routine/Other Duties	1,388
Disabled Vehicle	879
Crashes	682
Road Hazards	429
Reckless/OVI	974
Investigations	127
Drug Courier	4
Violence-Related	37
Warrant/Wanted Person	8
Total:	13,854

2021 Incidents by Municipality (Top 5)	
Concord Township	3,784
Leroy Township	1,347
Madison Township	1,122
Painesville Township	1,047
Painesville City	766
Other (remaining municipalities' sum)	1,722
Total:	9,788

2021 Crashes by Investigating Agency and Crash Severity				
Investigating Agency		Fatal Crashes	Injury Crashes	PDO/Unknown
OSHP	Rural	0	121	267
	Urban	1	6	21
CSO	Rural	1	70	131
	Urban	0	1	0
Other PD	Rural	1	52	142
	Urban	3	753	2,505
Total:		6	1,003	3,066

2021 Assists to Other Agencies (Top 3)*	
Lake CSO	338
Madison Township PD	101
Madison PD	92
Other (remaining agencies' sum)	285
Total:	816

2021 OSHP Traffic Safety Activity

Enforcement Stops	Non Enforcement Stops	Crashes Inv.	OVI Arrests	DUS** Citations	Distracted Driving Violations	Safety Belt Citations	CMV** Traffic Citations	Motorist Assists	Violation Warnings
2,557	6,650	418	179	78	22	470	124	1,214	3,040

2021 OSHP Crime Enforcement

Cases	Felony Arrests	Felony Warrants	Mis-demeanor Warrants	Mis-demeanor Summons	Drug Arrests	Illegal Weapons Arrests	Identity Theft Arrests	Resisting Arrest Cases
119	36	6	28	76	68	17	0	14

-- All 2021 crash and activity data is provisional as of the run date of 07/08/2022 --

* Assistance to other agencies includes support that is directly (on-scene support on public or private property) or indirectly (referrals to other agencies) provided by OSHP personnel. Does not include assistance to non-law enforcement agencies, non-identified agencies, or other OSHP Posts.

** DUS = Driving under a suspended license; CMV = Commercial motor vehicle.

Lawrence County

2021
OSHP
Activity



2021 Calls for Service by Type	
Traffic Stop	8,938
Routine/Other Duties	570
Disabled Vehicle	1,051
Crashes	1,186
Road Hazards	745
Reckless/OVI	471
Investigations	181
Drug Courier	13
Violence-Related	46
Warrant/Wanted Person	48
Total:	13,249

2021 Incidents by Municipality (Top 5)	
Perry Township	2,791
Fayette Township	2,632
Upper Township	2,497
Union Township	1,436
Rome Township	933
Other (remaining municipalities' sum)	1,808
Total:	12,097

2021 Crashes by Investigating Agency and Crash Severity				
Investigating Agency		Fatal Crashes	Injury Crashes	PDO/Unknown
OSHP	Rural	5	261	529
	Urban	0	4	23
CSO	Rural	0	0	0
	Urban	0	0	0
Other PD	Rural	0	0	2
	Urban	1	59	191
Total:		6	324	745

2021 Assists to Other Agencies (Top 3)*	
Lawrence CSO	253
South Point PD	81
Coal Grove PD	56
Other (remaining agencies' sum)	88
Total:	478

2021 OSHP Traffic Safety Activity

Enforcement Stops	Non Enforcement Stops	Crashes Inv.	OVI Arrests	DUS** Citations	Distracted Driving Violations	Safety Belt Citations	CMV** Traffic Citations	Motorist Assists	Violation Warnings
5,304	6,439	833	388	571	160	1,097	194	1,711	3,859

2021 OSHP Crime Enforcement

Cases	Felony Arrests	Felony Warrants	Mis-demeanor Warrants	Mis-demeanor Summons	Drug Arrests	Illegal Weapons Arrests	Identity Theft Arrests	Resisting Arrest Cases
213	137	51	134	129	159	19	3	6

-- All 2021 crash and activity data is provisional as of the run date of 07/08/2022 --

* Assistance to other agencies includes support that is directly (on-scene support on public or private property) or indirectly (referrals to other agencies) provided by OSHP personnel. Does not include assistance to non-law enforcement agencies, non-identified agencies, or other OSHP Posts.

** DUS = Driving under a suspended license; CMV = Commercial motor vehicle.

Licking County

2021
OSHP
Activity



2021 Calls for Service by Type	
Traffic Stop	16,501
Routine/Other Duties	1,678
Disabled Vehicle	2,484
Crashes	1,360
Road Hazards	954
Reckless/OVI	1,568
Investigations	241
Drug Courier	7
Violence-Related	64
Warrant/Wanted Person	31
Total:	24,888

2021 Incidents by Municipality (Top 5)	
Licking Township	5,721
Union Township	3,156
Newark City	2,234
Granville Township	1,947
Etna Township	1,806
Other (remaining municipalities' sum)	6,034
Total:	20,898

2021 Crashes by Investigating Agency and Crash Severity				
Investigating Agency		Fatal Crashes	Injury Crashes	PDO/Unknown
OSHP	Rural	14	289	465
	Urban	2	15	46
CSO	Rural	5	195	680
	Urban	1	15	41
Other PD	Rural	0	2	5
	Urban	2	441	1,478
Total:		24	957	2,715

2021 Assists to Other Agencies (Top 3)*	
Licking CSO	260
Newark PD	61
Granville PD	26
Other (remaining agencies' sum)	135
Total:	482

2021 OSHP Traffic Safety Activity

Enforcement Stops	Non Enforcement Stops	Crashes Inv.	OVI Arrests	DUS** Citations	Distracted Driving Violations	Safety Belt Citations	CMV** Traffic Citations	Motorist Assists	Violation Warnings
8,276	11,381	831	300	516	234	1,286	262	2,651	3,666

2021 OSHP Crime Enforcement

Cases	Felony Arrests	Felony Warrants	Mis-demeanor Warrants	Mis-demeanor Summons	Drug Arrests	Illegal Weapons Arrests	Identity Theft Arrests	Resisting Arrest Cases
240	80	14	53	141	153	21	0	8

-- All 2021 crash and activity data is provisional as of the run date of 07/08/2022 --

* Assistance to other agencies includes support that is directly (on-scene support on public or private property) or indirectly (referrals to other agencies) provided by OSHP personnel. Does not include assistance to non-law enforcement agencies, non-identified agencies, or other OSHP Posts.

** DUS = Driving under a suspended license; CMV = Commercial motor vehicle.

Logan County

2021
OSHP
Activity



2021 Calls for Service by Type	
Traffic Stop	4,051
Routine/Other Duties	1,031
Disabled Vehicle	490
Crashes	246
Road Hazards	187
Reckless/OVI	233
Investigations	54
Drug Courier	
Violence-Related	17
Warrant/Wanted Person	2
Total:	6,311

2021 Incidents by Municipality (Top 5)	
Harrison Township	2,148
Jefferson Township	685
McArthur Township	596
Perry Township	518
Lake Township	266
Other (remaining municipalities' sum)	877
Total:	5,090

2021 Crashes by Investigating Agency and Crash Severity				
Investigating Agency		Fatal Crashes	Injury Crashes	PDO/Unknown
OSHP	Rural	0	36	140
	Urban	0	1	8
CSO	Rural	5	108	278
	Urban	0	6	33
Other PD	Rural	0	2	9
	Urban	0	49	271
Total:		5	202	739

2021 Assists to Other Agencies (Top 3)*	
Logan CSO	160
Bellefontaine PD	20
Union CSO	17
Other (remaining agencies' sum)	22
Total:	219

2021 OSHP Traffic Safety Activity

Enforcement Stops	Non Enforcement Stops	Crashes Inv.	OVI Arrests	DUS** Citations	Distracted Driving Violations	Safety Belt Citations	CMV** Traffic Citations	Motorist Assists	Violation Warnings
1,342	3,599	191	18	63	29	130	61	659	660

2021 OSHP Crime Enforcement

Cases	Felony Arrests	Felony Warrants	Mis-demeanor Warrants	Mis-demeanor Summons	Drug Arrests	Illegal Weapons Arrests	Identity Theft Arrests	Resisting Arrest Cases
23	3	0	3	16	14	1	0	0

-- All 2021 crash and activity data is provisional as of the run date of 07/08/2022 --

* Assistance to other agencies includes support that is directly (on-scene support on public or private property) or indirectly (referrals to other agencies) provided by OSHP personnel. Does not include assistance to non-law enforcement agencies, non-identified agencies, or other OSHP Posts.

** DUS = Driving under a suspended license; CMV = Commercial motor vehicle.

Lorain County

2021 OSHP Activity



2021 Calls for Service by Type	
Traffic Stop	19,725
Routine/Other Duties	4,042
Disabled Vehicle	2,305
Crashes	2,612
Road Hazards	1,512
Reckless/OVI	1,993
Investigations	1,089
Drug Courier	14
Violence-Related	102
Warrant/Wanted Person	134
Total:	33,528

2021 Incidents by Municipality (Top 5)	
Amherst Township	4,119
Brownhelm Township	3,931
Elyria City	2,726
Elyria Township	2,320
North Ridgeville City	2,154
Other (remaining municipalities' sum)	11,676
Total:	26,926

2021 Crashes by Investigating Agency and Crash Severity				
Investigating Agency		Fatal Crashes	Injury Crashes	PDO/Unknown
OSHP	Rural	18	498	1,012
	Urban	3	29	175
CSO	Rural	0	33	61
	Urban	0	3	2
Other PD	Rural	0	0	0
	Urban	14	1,044	3,238
Total:		35	1,607	4,488

2021 Assists to Other Agencies (Top 3)*	
Lorain CSO	324
Elyria PD	202
Amherst PD	142
Other (remaining agencies' sum)	663
Total:	1,331

2021 OSHP Traffic Safety Activity

Enforcement Stops	Non Enforcement Stops	Crashes Inv.	OVI Arrests	DUS** Citations	Distracted Driving Violations	Safety Belt Citations	CMV** Traffic Citations	Motorist Assists	Violation Warnings
8,942	15,868	1,714	543	596	400	2,036	413	3,251	5,153

2021 OSHP Crime Enforcement

Cases	Felony Arrests	Felony Warrants	Mis-demeanor Warrants	Mis-demeanor Summons	Drug Arrests	Illegal Weapons Arrests	Identity Theft Arrests	Resisting Arrest Cases
537	130	40	263	292	280	36	0	34

-- All 2021 crash and activity data is provisional as of the run date of 07/08/2022 --

* Assistance to other agencies includes support that is directly (on-scene support on public or private property) or indirectly (referrals to other agencies) provided by OSHP personnel. Does not include assistance to non-law enforcement agencies, non-identified agencies, or other OSHP Posts.

** DUS = Driving under a suspended license; CMV = Commercial motor vehicle.

Lucas County

2021 OSHP Activity



2021 Calls for Service by Type	
Traffic Stop	20,965
Routine/Other Duties	1,300
Disabled Vehicle	3,265
Crashes	2,136
Road Hazards	872
Reckless/OVI	889
Investigations	393
Drug Courier	33
Violence-Related	111
Warrant/Wanted Person	166
Total:	30,130

2021 Incidents by Municipality (Top 5)	
Toledo City	6,484
Springfield Township	4,201
Maumee City	2,145
Swanton Township	1,777
Monclova Township	1,465
Other (remaining municipalities' sum)	3,792
Total:	19,864

2021 Crashes by Investigating Agency and Crash Severity				
Investigating Agency		Fatal Crashes	Injury Crashes	PDO/Unknown
OSHP	Rural	7	415	741
	Urban	0	85	160
CSO	Rural	0	17	108
	Urban	0	0	5
Other PD	Rural	2	183	529
	Urban	44	2,921	8,730
Total:		53	3,621	10,273

2021 Assists to Other Agencies (Top 3)*	
Toledo PD	515
Lucas CSO	240
Maumee PD	126
Other (remaining agencies' sum)	307
Total:	1,188

2021 OSHP Traffic Safety Activity

Enforcement Stops	Non Enforcement Stops	Crashes Inv.	OVI Arrests	DUS** Citations	Distracted Driving Violations	Safety Belt Citations	CMV** Traffic Citations	Motorist Assists	Violation Warnings
8,485	10,340	1,399	515	672	108	1,418	700	3,634	5,426

2021 OSHP Crime Enforcement

Cases	Felony Arrests	Felony Warrants	Mis-demeanor Warrants	Mis-demeanor Summons	Drug Arrests	Illegal Weapons Arrests	Identity Theft Arrests	Resisting Arrest Cases
405	101	34	99	177	197	31	2	24

-- All 2021 crash and activity data is provisional as of the run date of 07/08/2022 --

* Assistance to other agencies includes support that is directly (on-scene support on public or private property) or indirectly (referrals to other agencies) provided by OSHP personnel. Does not include assistance to non-law enforcement agencies, non-identified agencies, or other OSHP Posts.

** DUS = Driving under a suspended license; CMV = Commercial motor vehicle.

Madison County

2021
OSHP
Activity



2021 Calls for Service by Type	
Traffic Stop	12,730
Routine/Other Duties	2,237
Disabled Vehicle	2,521
Crashes	1,057
Road Hazards	934
Reckless/OVI	1,579
Investigations	284
Drug Courier	39
Violence-Related	124
Warrant/Wanted Person	5
Total:	21,510

2021 Incidents by Municipality (Top 5)	
Jefferson Township	5,466
Somerford Township	4,283
Deer Creek Township	3,346
Pleasant Township	1,875
Union Township	1,835
Other (remaining municipalities' sum)	2,064
Total:	18,869

2021 Crashes by Investigating Agency and Crash Severity				
Investigating Agency		Fatal Crashes	Injury Crashes	PDO/Unknown
OSHP	Rural	2	210	408
	Urban	0	2	4
CSO	Rural	0	53	114
	Urban	0	11	32
Other PD	Rural	0	0	0
	Urban	0	34	114
Total:		2	310	672

2021 Assists to Other Agencies (Top 3)*	
Madison CSO	219
Franklin CSO	94
West Jefferson PD	83
Other (remaining agencies' sum)	134
Total:	530

2021 OSHP Traffic Safety Activity

Enforcement Stops	Non Enforcement Stops	Crashes Inv.	OVI Arrests	DUS** Citations	Distracted Driving Violations	Safety Belt Citations	CMV** Traffic Citations	Motorist Assists	Violation Warnings
5,901	11,906	629	300	514	164	658	294	2,905	5,639

2021 OSHP Crime Enforcement

Cases	Felony Arrests	Felony Warrants	Mis-demeanor Warrants	Mis-demeanor Summons	Drug Arrests	Illegal Weapons Arrests	Identity Theft Arrests	Resisting Arrest Cases
417	151	25	57	228	260	36	0	19

-- All 2021 crash and activity data is provisional as of the run date of 07/08/2022 --

* Assistance to other agencies includes support that is directly (on-scene support on public or private property) or indirectly (referrals to other agencies) provided by OSHP personnel. Does not include assistance to non-law enforcement agencies, non-identified agencies, or other OSHP Posts.

** DUS = Driving under a suspended license; CMV = Commercial motor vehicle.

Mahoning County

2021 OSHP Activity



2021 Calls for Service by Type	
Traffic Stop	25,974
Routine/Other Duties	1,927
Disabled Vehicle	2,538
Crashes	2,017
Road Hazards	1,005
Reckless/OVI	691
Investigations	1,092
Drug Courier	16
Violence-Related	102
Warrant/Wanted Person	51
Total:	35,413

2021 Incidents by Municipality (Top 5)	
Austintown Township	7,312
Boardman Township	5,051
Youngstown City	4,025
Canfield Township	3,435
Springfield Township	3,371
Other (remaining municipalities' sum)	7,538
Total:	30,732

2021 Crashes by Investigating Agency and Crash Severity				
Investigating Agency		Fatal Crashes	Injury Crashes	PDO/Unknown
OSHP	Rural	7	414	1,111
	Urban	2	12	40
CSO	Rural	0	61	180
	Urban	0	1	2
Other PD	Rural	1	398	1,294
	Urban	11	538	1,521
Total:		21	1,424	4,148

2021 Assists to Other Agencies (Top 3)*	
Youngstown PD	163
Austintown PD	122
Boardman Township PD	89
Other (remaining agencies' sum)	403
Total:	777

2021 OSHP Traffic Safety Activity

Enforcement Stops	Non Enforcement Stops	Crashes Inv.	OVI Arrests	DUS** Citations	Distracted Driving Violations	Safety Belt Citations	CMV** Traffic Citations	Motorist Assists	Violation Warnings
10,514	19,553	1,608	414	639	180	2,223	980	4,236	10,328

2021 OSHP Crime Enforcement

Cases	Felony Arrests	Felony Warrants	Mis-demeanor Warrants	Mis-demeanor Summons	Drug Arrests	Illegal Weapons Arrests	Identity Theft Arrests	Resisting Arrest Cases
495	175	44	66	235	263	52	2	47

-- All 2021 crash and activity data is provisional as of the run date of 07/08/2022 --

* Assistance to other agencies includes support that is directly (on-scene support on public or private property) or indirectly (referrals to other agencies) provided by OSHP personnel. Does not include assistance to non-law enforcement agencies, non-identified agencies, or other OSHP Posts.

** DUS = Driving under a suspended license; CMV = Commercial motor vehicle.

Marion County

2021 OSHP Activity



2021 Calls for Service by Type	
Traffic Stop	9,703
Routine/Other Duties	3,995
Disabled Vehicle	1,378
Crashes	1,313
Road Hazards	758
Reckless/OVI	1,001
Investigations	186
Drug Courier	624
Violence-Related	175
Warrant/Wanted Person	79
Total:	19,212

2021 Incidents by Municipality (Top 5)	
Marion Township	10,757
Richland Township	2,376
Pleasant Township	1,945
Claridon Township	1,537
Grand Prairie Township	1,361
Other (remaining municipalities' sum)	2,225
Total:	20,201

2021 Crashes by Investigating Agency and Crash Severity				
Investigating Agency		Fatal Crashes	Injury Crashes	PDO/Unknown
OSHP	Rural	8	219	603
	Urban	1	51	100
CSO	Rural	0	4	21
	Urban	0	0	6
Other PD	Rural	0	0	0
	Urban	1	111	474
Total:		10	385	1,204

2021 Assists to Other Agencies (Top 3)*	
Marion CSO	282
Marion PD	76
Wyandot CSO	19
Other (remaining agencies' sum)	40
Total:	417

2021 OSHP Traffic Safety Activity

Enforcement Stops	Non Enforcement Stops	Crashes Inv.	OVI Arrests	DUS** Citations	Distracted Driving Violations	Safety Belt Citations	CMV** Traffic Citations	Motorist Assists	Violation Warnings
5,257	14,638	991	198	539	185	1,353	194	1,890	3,700

2021 OSHP Crime Enforcement

Cases	Felony Arrests	Felony Warrants	Mis-demeanor Warrants	Mis-demeanor Summons	Drug Arrests	Illegal Weapons Arrests	Identity Theft Arrests	Resisting Arrest Cases
358	56	15	83	190	170	11	2	11

-- All 2021 crash and activity data is provisional as of the run date of 07/08/2022 --

* Assistance to other agencies includes support that is directly (on-scene support on public or private property) or indirectly (referrals to other agencies) provided by OSHP personnel. Does not include assistance to non-law enforcement agencies, non-identified agencies, or other OSHP Posts.

** DUS = Driving under a suspended license; CMV = Commercial motor vehicle.

Medina County

2021
OSHP
Activity



2021 Calls for Service by Type	
Traffic Stop	12,444
Routine/Other Duties	1,335
Disabled Vehicle	1,789
Crashes	2,048
Road Hazards	1,430
Reckless/OVI	1,688
Investigations	450
Drug Courier	5
Violence-Related	78
Warrant/Wanted Person	57
Total:	21,324

2021 Incidents by Municipality (Top 5)	
Brunswick Hills Township	5,100
Guilford Township	2,932
Medina Township	1,864
Montville Township	1,780
Harrisville Township	1,419
Other (remaining municipalities' sum)	6,251
Total:	19,346

2021 Crashes by Investigating Agency and Crash Severity				
Investigating Agency		Fatal Crashes	Injury Crashes	PDO/Unknown
OSHP	Rural	14	326	765
	Urban	0	9	32
CSO	Rural	0	11	75
	Urban	0	1	3
Other PD	Rural	0	169	438
	Urban	0	177	893
Total:		14	693	2,206

2021 Assists to Other Agencies (Top 3)*	
Medina CSO	497
Wadsworth PD	196
Montville PD	162
Other (remaining agencies' sum)	658
Total:	1,513

2021 OSHP Traffic Safety Activity

Enforcement Stops	Non Enforcement Stops	Crashes Inv.	OVI Arrests	DUS** Citations	Distracted Driving Violations	Safety Belt Citations	CMV** Traffic Citations	Motorist Assists	Violation Warnings
5,790	11,713	1,115	248	193	182	1,002	458	2,271	3,696

2021 OSHP Crime Enforcement

Cases	Felony Arrests	Felony Warrants	Mis-demeanor Warrants	Mis-demeanor Summons	Drug Arrests	Illegal Weapons Arrests	Identity Theft Arrests	Resisting Arrest Cases
255	85	13	45	159	161	31	3	10

-- All 2021 crash and activity data is provisional as of the run date of 07/08/2022 --

* Assistance to other agencies includes support that is directly (on-scene support on public or private property) or indirectly (referrals to other agencies) provided by OSHP personnel. Does not include assistance to non-law enforcement agencies, non-identified agencies, or other OSHP Posts.

** DUS = Driving under a suspended license; CMV = Commercial motor vehicle.

Meigs County

2021
OSHP
Activity



2021 Calls for Service by Type	
Traffic Stop	3,906
Routine/Other Duties	1,951
Disabled Vehicle	525
Crashes	462
Road Hazards	241
Reckless/OVI	168
Investigations	61
Drug Courier	2
Violence-Related	22
Warrant/Wanted Person	4
Total:	7,342

2021 Incidents by Municipality (Top 5)	
Bedford Township	3,652
Salisbury Township	1,671
Sutton Township	1,497
Chester Township	699
Lebanon Township	373
Other (remaining municipalities' sum)	634
Total:	8,526

2021 Crashes by Investigating Agency and Crash Severity				
Investigating Agency		Fatal Crashes	Injury Crashes	PDO/Unknown
OSHP	Rural	5	104	205
	Urban	0	5	9
CSO	Rural	0	0	0
	Urban	0	0	0
Other PD	Rural	0	0	0
	Urban	0	8	49
Total:		5	117	263

2021 Assists to Other Agencies (Top 3)*	
Meigs CSO	167
Pomeroy PD	17
Gallia CSO	6
Other (remaining agencies' sum)	12
Total:	202

2021 OSHP Traffic Safety Activity

Enforcement Stops	Non Enforcement Stops	Crashes Inv.	OVI Arrests	DUS** Citations	Distracted Driving Violations	Safety Belt Citations	CMV** Traffic Citations	Motorist Assists	Violation Warnings
3,884	4,488	322	91	160	41	342	244	966	1,067

2021 OSHP Crime Enforcement

Cases	Felony Arrests	Felony Warrants	Mis-demeanor Warrants	Mis-demeanor Summons	Drug Arrests	Illegal Weapons Arrests	Identity Theft Arrests	Resisting Arrest Cases
88	29	8	10	56	59	3	0	5

-- All 2021 crash and activity data is provisional as of the run date of 07/08/2022 --

* Assistance to other agencies includes support that is directly (on-scene support on public or private property) or indirectly (referrals to other agencies) provided by OSHP personnel. Does not include assistance to non-law enforcement agencies, non-identified agencies, or other OSHP Posts.

** DUS = Driving under a suspended license; CMV = Commercial motor vehicle.

Mercer County

2021 OSHP Activity



2021 Calls for Service by Type	
Traffic Stop	6,651
Routine/Other Duties	240
Disabled Vehicle	221
Crashes	185
Road Hazards	110
Reckless/OVI	107
Investigations	21
Drug Courier	
Violence-Related	12
Warrant/Wanted Person	9
Total:	7,556

2021 Incidents by Municipality (Top 5)	
Center Township	1,761
Jefferson Township	1,312
Dublin Township	1,145
Franklin Township	692
Butler Township	407
Other (remaining municipalities' sum)	1,609
Total:	6,926

2021 Crashes by Investigating Agency and Crash Severity				
Investigating Agency		Fatal Crashes	Injury Crashes	PDO/Unknown
OSHP	Rural	3	28	138
	Urban	0	0	5
CSO	Rural	2	73	237
	Urban	0	0	0
Other PD	Rural	0	0	0
	Urban	1	55	200
Total:		6	156	580

2021 Assists to Other Agencies (Top 3)*	
Mercer CSO	103
Celina PD	21
Darke CSO	5
Other (remaining agencies' sum)	26
Total:	155

2021 OSHP Traffic Safety Activity

Enforcement Stops	Non Enforcement Stops	Crashes Inv.	OVI Arrests	DUS** Citations	Distracted Driving Violations	Safety Belt Citations	CMV** Traffic Citations	Motorist Assists	Violation Warnings
3,505	3,324	177	63	68	32	231	366	398	2,084

2021 OSHP Crime Enforcement

Cases	Felony Arrests	Felony Warrants	Mis-demeanor Warrants	Mis-demeanor Summons	Drug Arrests	Illegal Weapons Arrests	Identity Theft Arrests	Resisting Arrest Cases
21	0	1	5	12	12	0	0	1

-- All 2021 crash and activity data is provisional as of the run date of 07/08/2022 --

* Assistance to other agencies includes support that is directly (on-scene support on public or private property) or indirectly (referrals to other agencies) provided by OSHP personnel. Does not include assistance to non-law enforcement agencies, non-identified agencies, or other OSHP Posts.

** DUS = Driving under a suspended license; CMV = Commercial motor vehicle.

Miami County

2021
OSHP
Activity



2021 Calls for Service by Type	
Traffic Stop	9,306
Routine/Other Duties	2,657
Disabled Vehicle	2,068
Crashes	666
Road Hazards	763
Reckless/OVI	1,204
Investigations	282
Drug Courier	11
Violence-Related	46
Warrant/Wanted Person	18
Total:	17,021

2021 Incidents by Municipality (Top 5)	
Concord Township	5,054
Springcreek Township	2,972
Monroe Township	1,852
Piqua City	1,735
Stanton Township	602
Other (remaining municipalities' sum)	1,665
Total:	13,880

2021 Crashes by Investigating Agency and Crash Severity				
Investigating Agency		Fatal Crashes	Injury Crashes	PDO/Unknown
OSHP	Rural	6	75	258
	Urban	0	13	41
CSO	Rural	9	153	654
	Urban	1	3	27
Other PD	Rural	0	0	1
	Urban	3	240	1,018
Total:		19	484	1,999

2021 Assists to Other Agencies (Top 3)*	
Miami CSO	366
Piqua PD	76
Troy PD	73
Other (remaining agencies' sum)	232
Total:	747

2021 OSHP Traffic Safety Activity

Enforcement Stops	Non Enforcement Stops	Crashes Inv.	OVI Arrests	DUS** Citations	Distracted Driving Violations	Safety Belt Citations	CMV** Traffic Citations	Motorist Assists	Violation Warnings
4,676	8,498	397	182	307	114	635	112	2,106	3,079

2021 OSHP Crime Enforcement

Cases	Felony Arrests	Felony Warrants	Mis-demeanor Warrants	Mis-demeanor Summons	Drug Arrests	Illegal Weapons Arrests	Identity Theft Arrests	Resisting Arrest Cases
281	69	22	58	227	231	14	1	10

-- All 2021 crash and activity data is provisional as of the run date of 07/08/2022 --

* Assistance to other agencies includes support that is directly (on-scene support on public or private property) or indirectly (referrals to other agencies) provided by OSHP personnel. Does not include assistance to non-law enforcement agencies, non-identified agencies, or other OSHP Posts.

** DUS = Driving under a suspended license; CMV = Commercial motor vehicle.

Monroe County

2021 OSHP Activity



2021 Calls for Service by Type	
Traffic Stop	230
Routine/Other Duties	119
Disabled Vehicle	18
Crashes	93
Road Hazards	32
Reckless/OVI	28
Investigations	9
Drug Courier	1
Violence-Related	
Warrant/Wanted Person	
Total:	530

2021 Crashes by Investigating Agency and Crash Severity				
Investigating Agency		Fatal Crashes	Injury Crashes	PDO/Unknown
OSHP	Rural	1	11	11
	Urban	0	0	0
CSO	Rural	0	37	90
	Urban	0	5	10
Other PD	Rural	0	0	0
	Urban	0	7	27
Total:		1	60	138

2021 Incidents by Municipality (Top 5)	
Jackson Township	278
Salem Township	104
Ohio Township	95
Switzerland Township	43
	0
Other (remaining municipalities' sum)	0
Total:	520

2021 Assists to Other Agencies (Top 3)*	
Monroe CSO	39
Powhatan PD	3
Jefferson CSO	1
Other (remaining agencies' sum)	0
Total:	43

2021 OSHP Traffic Safety Activity

Enforcement Stops	Non Enforcement Stops	Crashes Inv.	OVI Arrests	DUS** Citations	Distracted Driving Violations	Safety Belt Citations	CMV** Traffic Citations	Motorist Assists	Violation Warnings
128	433	24	4	3	1	12	17	26	45

2021 OSHP Crime Enforcement

Cases	Felony Arrests	Felony Warrants	Mis-demeanor Warrants	Mis-demeanor Summons	Drug Arrests	Illegal Weapons Arrests	Identity Theft Arrests	Resisting Arrest Cases
3	3	2	1	2	2	0	0	1

-- All 2021 crash and activity data is provisional as of the run date of 07/08/2022 --

* Assistance to other agencies includes support that is directly (on-scene support on public or private property) or indirectly (referrals to other agencies) provided by OSHP personnel. Does not include assistance to non-law enforcement agencies, non-identified agencies, or other OSHP Posts.

** DUS = Driving under a suspended license; CMV = Commercial motor vehicle.

Montgomery County

2021 OSHP Activity



2021 Calls for Service by Type	
Traffic Stop	19,516
Routine/Other Duties	594
Disabled Vehicle	3,934
Crashes	1,463
Road Hazards	1,438
Reckless/OVI	2,165
Investigations	511
Drug Courier	32
Violence-Related	171
Warrant/Wanted Person	114
Total:	29,938

2021 Incidents by Municipality (Top 5)	
Dayton City	3,948
Butler Township	2,811
Miami Township	2,371
Vandalia City	2,205
Clay Township	1,823
Other (remaining municipalities' sum)	8,848
Total:	22,006

2021 Crashes by Investigating Agency and Crash Severity				
Investigating Agency		Fatal Crashes	Injury Crashes	PDO/Unknown
OSHP	Rural	6	140	360
	Urban	3	83	247
CSO	Rural	9	481	736
	Urban	0	3	13
Other PD	Rural	4	256	766
	Urban	39	2,710	7,019
Total:		61	3,673	9,141

2021 Assists to Other Agencies (Top 3)*	
Montgomery CSO	553
Dayton PD	380
Huber Heights PD	191
Other (remaining agencies' sum)	791
Total:	1,915

2021 OSHP Traffic Safety Activity

Enforcement Stops	Non Enforcement Stops	Crashes Inv.	OVI Arrests	DUS** Citations	Distracted Driving Violations	Safety Belt Citations	CMV** Traffic Citations	Motorist Assists	Violation Warnings
8,426	11,299	837	447	727	157	807	205	3,294	4,642

2021 OSHP Crime Enforcement

Cases	Felony Arrests	Felony Warrants	Mis-demeanor Warrants	Mis-demeanor Summons	Drug Arrests	Illegal Weapons Arrests	Identity Theft Arrests	Resisting Arrest Cases
317	110	34	122	127	140	27	0	34

-- All 2021 crash and activity data is provisional as of the run date of 07/08/2022 --

* Assistance to other agencies includes support that is directly (on-scene support on public or private property) or indirectly (referrals to other agencies) provided by OSHP personnel. Does not include assistance to non-law enforcement agencies, non-identified agencies, or other OSHP Posts.

** DUS = Driving under a suspended license; CMV = Commercial motor vehicle.

Morgan County

2021 OSHP Activity



2021 Calls for Service by Type	
Traffic Stop	486
Routine/Other Duties	152
Disabled Vehicle	49
Crashes	176
Road Hazards	60
Reckless/OVI	46
Investigations	22
Drug Courier	
Violence-Related	8
Warrant/Wanted Person	2
Total:	1,001

2021 Incidents by Municipality (Top 5)	
Center Township	350
Meigsville Township	228
Malta Township	114
Morgan Township	112
Bloom Township	94
Other (remaining municipalities' sum)	188
Total:	1,086

2021 Crashes by Investigating Agency and Crash Severity				
Investigating Agency		Fatal Crashes	Injury Crashes	PDO/Unknown
OSHP	Rural	3	57	54
	Urban	0	1	10
CSO	Rural	0	5	25
	Urban	0	0	3
Other PD	Rural	0	0	2
	Urban	0	2	4
Total:		3	65	98

2021 Assists to Other Agencies (Top 3)*	
Morgan CSO	35
Ohio Department Of Natural	3
Mcconnellsville PD	2
Other (remaining agencies' sum)	3
Total:	43

2021 OSHP Traffic Safety Activity

Enforcement Stops	Non Enforcement Stops	Crashes Inv.	OVI Arrests	DUS** Citations	Distracted Driving Violations	Safety Belt Citations	CMV** Traffic Citations	Motorist Assists	Violation Warnings
365	734	124	12	34	16	185	11	98	343

2021 OSHP Crime Enforcement

Cases	Felony Arrests	Felony Warrants	Mis-demeanor Warrants	Mis-demeanor Summons	Drug Arrests	Illegal Weapons Arrests	Identity Theft Arrests	Resisting Arrest Cases
13	3	3	2	7	7	1	0	0

-- All 2021 crash and activity data is provisional as of the run date of 07/08/2022 --

* Assistance to other agencies includes support that is directly (on-scene support on public or private property) or indirectly (referrals to other agencies) provided by OSHP personnel. Does not include assistance to non-law enforcement agencies, non-identified agencies, or other OSHP Posts.

** DUS = Driving under a suspended license; CMV = Commercial motor vehicle.

Morrow County

2021
OSHP
Activity



2021 Calls for Service by Type	
Traffic Stop	12,218
Routine/Other Duties	1,595
Disabled Vehicle	1,618
Crashes	1,187
Road Hazards	673
Reckless/OVI	1,504
Investigations	242
Drug Courier	15
Violence-Related	77
Warrant/Wanted Person	16
Total:	19,145

2021 Incidents by Municipality (Top 5)	
Franklin Township	3,905
Chester Township	3,159
Harmony Township	2,634
Bennington Township	1,865
Gilead Township	622
Other (remaining municipalities' sum)	3,280
Total:	15,465

2021 Crashes by Investigating Agency and Crash Severity				
Investigating Agency		Fatal Crashes	Injury Crashes	PDO/Unknown
OSHP	Rural	7	219	540
	Urban	0	4	16
CSO	Rural	0	0	4
	Urban	0	0	7
Other PD	Rural	0	0	0
	Urban	0	9	39
Total:		7	232	606

2021 Assists to Other Agencies (Top 3)*	
Morrow CSO	231
Mount Gilead PD	36
Delaware CSO	15
Other (remaining agencies' sum)	56
Total:	338

2021 OSHP Traffic Safety Activity

Enforcement Stops	Non Enforcement Stops	Crashes Inv.	OVI Arrests	DUS** Citations	Distracted Driving Violations	Safety Belt Citations	CMV** Traffic Citations	Motorist Assists	Violation Warnings
6,586	8,012	782	201	331	224	912	232	1,909	3,378

2021 OSHP Crime Enforcement

Cases	Felony Arrests	Felony Warrants	Mis-demeanor Warrants	Mis-demeanor Summons	Drug Arrests	Illegal Weapons Arrests	Identity Theft Arrests	Resisting Arrest Cases
215	86	14	22	148	147	25	6	10

-- All 2021 crash and activity data is provisional as of the run date of 07/08/2022 --

* Assistance to other agencies includes support that is directly (on-scene support on public or private property) or indirectly (referrals to other agencies) provided by OSHP personnel. Does not include assistance to non-law enforcement agencies, non-identified agencies, or other OSHP Posts.

** DUS = Driving under a suspended license; CMV = Commercial motor vehicle.

Muskingum County

2021 OSHP Activity



2021 Calls for Service by Type	
Traffic Stop	11,438
Routine/Other Duties	1,274
Disabled Vehicle	1,689
Crashes	1,587
Road Hazards	850
Reckless/OVI	1,209
Investigations	262
Drug Courier	10
Violence-Related	52
Warrant/Wanted Person	18
Total:	18,389

2021 Incidents by Municipality (Top 5)	
Perry Township	2,890
Washington Township	1,913
Union Township	1,639
Zanesville City	1,594
Hopewell Township	1,485
Other (remaining municipalities' sum)	5,690
Total:	15,211

2021 Crashes by Investigating Agency and Crash Severity				
Investigating Agency		Fatal Crashes	Injury Crashes	PDO/Unknown
OSHP	Rural	10	313	864
	Urban	0	7	38
CSO	Rural	0	23	105
	Urban	0	1	12
Other PD	Rural	0	0	2
	Urban	2	178	935
Total:		12	522	1,956

2021 Assists to Other Agencies (Top 3)*	
Muskingum CSO	266
Zanesville PD	164
New Concord PD	22
Other (remaining agencies' sum)	79
Total:	531

2021 OSHP Traffic Safety Activity

Enforcement Stops	Non Enforcement Stops	Crashes Inv.	OVI Arrests	DUS** Citations	Distracted Driving Violations	Safety Belt Citations	CMV** Traffic Citations	Motorist Assists	Violation Warnings
6,517	7,911	1,225	334	348	104	1,256	295	2,411	3,152

2021 OSHP Crime Enforcement

Cases	Felony Arrests	Felony Warrants	Mis-demeanor Warrants	Mis-demeanor Summons	Drug Arrests	Illegal Weapons Arrests	Identity Theft Arrests	Resisting Arrest Cases
186	60	9	42	94	91	14	1	13

-- All 2021 crash and activity data is provisional as of the run date of 07/08/2022 --

* Assistance to other agencies includes support that is directly (on-scene support on public or private property) or indirectly (referrals to other agencies) provided by OSHP personnel. Does not include assistance to non-law enforcement agencies, non-identified agencies, or other OSHP Posts.

** DUS = Driving under a suspended license; CMV = Commercial motor vehicle.

Noble County

2021
OSHP
Activity



2021 Calls for Service by Type	
Traffic Stop	1,146
Routine/Other Duties	66
Disabled Vehicle	425
Crashes	200
Road Hazards	205
Reckless/OVI	168
Investigations	68
Drug Courier	16
Violence-Related	12
Warrant/Wanted Person	4
Total:	2,310

2021 Incidents by Municipality (Top 5)	
Olive Township	1,736
Noble Township	664
Buffalo Township	367
Center Township	95
Jefferson Township	73
Other (remaining municipalities' sum)	126
Total:	3,061

2021 Crashes by Investigating Agency and Crash Severity				
Investigating Agency		Fatal Crashes	Injury Crashes	PDO/Unknown
OSHP	Rural	5	28	93
	Urban	0	1	1
CSO	Rural	0	3	6
	Urban	0	13	46
Other PD	Rural	0	0	0
	Urban	0	0	0
Total:		5	45	146

2021 Assists to Other Agencies (Top 3)*	
Noble CSO	116
Guernsey CSO	4
Washington CSO	4
Other (remaining agencies' sum)	1
Total:	125

2021 OSHP Traffic Safety Activity

Enforcement Stops	Non Enforcement Stops	Crashes Inv.	OVI Arrests	DUS** Citations	Distracted Driving Violations	Safety Belt Citations	CMV** Traffic Citations	Motorist Assists	Violation Warnings
712	2,344	128	24	35	6	104	33	622	382

2021 OSHP Crime Enforcement

Cases	Felony Arrests	Felony Warrants	Mis-demeanor Warrants	Mis-demeanor Summons	Drug Arrests	Illegal Weapons Arrests	Identity Theft Arrests	Resisting Arrest Cases
60	11	4	9	18	15	1	0	1

-- All 2021 crash and activity data is provisional as of the run date of 07/08/2022 --

* Assistance to other agencies includes support that is directly (on-scene support on public or private property) or indirectly (referrals to other agencies) provided by OSHP personnel. Does not include assistance to non-law enforcement agencies, non-identified agencies, or other OSHP Posts.

** DUS = Driving under a suspended license; CMV = Commercial motor vehicle.

Ottawa County

2021
OSHP
Activity



2021 Calls for Service by Type	
Traffic Stop	3,173
Routine/Other Duties	1,309
Disabled Vehicle	343
Crashes	242
Road Hazards	255
Reckless/OVI	294
Investigations	85
Drug Courier	7
Violence-Related	17
Warrant/Wanted Person	3
Total:	5,728

2021 Incidents by Municipality (Top 5)	
Erie Township	1,979
Portage Township	1,403
Harris Township	717
Benton Township	677
Danbury Township	663
Other (remaining municipalities' sum)	2,076
Total:	7,515

2021 Crashes by Investigating Agency and Crash Severity				
Investigating Agency		Fatal Crashes	Injury Crashes	PDO/Unknown
OSHP	Rural	2	66	90
	Urban	0	5	3
CSO	Rural	0	48	263
	Urban	0	3	15
Other PD	Rural	0	22	139
	Urban	0	27	134
Total:		2	171	644

2021 Assists to Other Agencies (Top 3)*	
Ottawa CSO	222
Port Clinton PD	55
Danbury Township PD	32
Other (remaining agencies' sum)	63
Total:	372

2021 OSHP Traffic Safety Activity

Enforcement Stops	Non Enforcement Stops	Crashes Inv.	OVI Arrests	DUS** Citations	Distracted Driving Violations	Safety Belt Citations	CMV** Traffic Citations	Motorist Assists	Violation Warnings
2,796	4,529	167	114	115	73	320	71	721	1,663

2021 OSHP Crime Enforcement

Cases	Felony Arrests	Felony Warrants	Mis-demeanor Warrants	Mis-demeanor Summons	Drug Arrests	Illegal Weapons Arrests	Identity Theft Arrests	Resisting Arrest Cases
109	26	3	14	69	70	7	0	6

-- All 2021 crash and activity data is provisional as of the run date of 07/08/2022 --

* Assistance to other agencies includes support that is directly (on-scene support on public or private property) or indirectly (referrals to other agencies) provided by OSHP personnel. Does not include assistance to non-law enforcement agencies, non-identified agencies, or other OSHP Posts.

** DUS = Driving under a suspended license; CMV = Commercial motor vehicle.

Paulding County

2021
OSHP
Activity



2021 Calls for Service by Type	
Traffic Stop	7,022
Routine/Other Duties	81
Disabled Vehicle	407
Crashes	302
Road Hazards	118
Reckless/OVI	109
Investigations	25
Drug Courier	2
Violence-Related	10
Warrant/Wanted Person	2
Total:	8,078

2021 Incidents by Municipality (Top 5)	
Crane Township	2,230
Carryall Township	1,930
Emerald Township	1,090
Latty Township	535
Jackson Township	443
Other (remaining municipalities' sum)	1,892
Total:	8,120

2021 Crashes by Investigating Agency and Crash Severity				
Investigating Agency		Fatal Crashes	Injury Crashes	PDO/Unknown
OSHP	Rural	5	41	85
	Urban	0	3	6
CSO	Rural	0	26	245
	Urban	0	0	9
Other PD	Rural	0	0	0
	Urban	0	5	44
Total:		5	75	389

2021 Assists to Other Agencies (Top 3)*	
Paulding CSO	87
Defiance CSO	5
Antwerp PD	4
Other (remaining agencies' sum)	5
Total:	101

2021 OSHP Traffic Safety Activity

Enforcement Stops	Non Enforcement Stops	Crashes Inv.	OVI Arrests	DUS** Citations	Distracted Driving Violations	Safety Belt Citations	CMV** Traffic Citations	Motorist Assists	Violation Warnings
4,332	3,746	143	179	292	93	728	214	701	3,274

2021 OSHP Crime Enforcement

Cases	Felony Arrests	Felony Warrants	Mis-demeanor Warrants	Mis-demeanor Summons	Drug Arrests	Illegal Weapons Arrests	Identity Theft Arrests	Resisting Arrest Cases
253	61	10	14	225	221	15	1	10

-- All 2021 crash and activity data is provisional as of the run date of 07/08/2022 --

* Assistance to other agencies includes support that is directly (on-scene support on public or private property) or indirectly (referrals to other agencies) provided by OSHP personnel. Does not include assistance to non-law enforcement agencies, non-identified agencies, or other OSHP Posts.

** DUS = Driving under a suspended license; CMV = Commercial motor vehicle.

Perry County

2021
OSHP
Activity



2021 Calls for Service by Type	
Traffic Stop	1,789
Routine/Other Duties	68
Disabled Vehicle	154
Crashes	564
Road Hazards	110
Reckless/OVI	105
Investigations	31
Drug Courier	1
Violence-Related	6
Warrant/Wanted Person	8
Total:	2,836

2021 Incidents by Municipality (Top 5)	
Thorn Township	570
Reading Township	395
Jackson Township	168
Pike Township	155
Hopewell Township	143
Other (remaining municipalities' sum)	494
Total:	1,925

2021 Crashes by Investigating Agency and Crash Severity				
Investigating Agency		Fatal Crashes	Injury Crashes	PDO/Unknown
OSHP	Rural	6	140	241
	Urban	0	13	29
CSO	Rural	0	4	17
	Urban	0	2	18
Other PD	Rural	0	0	0
	Urban	0	18	87
Total:		6	177	392

2021 Assists to Other Agencies (Top 3)*	
Perry CSO	70
New Lexington PD	7
New Straitsville PD	2
Other (remaining agencies' sum)	3
Total:	82

2021 OSHP Traffic Safety Activity

Enforcement Stops	Non Enforcement Stops	Crashes Inv.	OVI Arrests	DUS** Citations	Distracted Driving Violations	Safety Belt Citations	CMV** Traffic Citations	Motorist Assists	Violation Warnings
1,055	776	435	45	70	14	144	15	320	319

2021 OSHP Crime Enforcement

Cases	Felony Arrests	Felony Warrants	Mis-demeanor Warrants	Mis-demeanor Summons	Drug Arrests	Illegal Weapons Arrests	Identity Theft Arrests	Resisting Arrest Cases
34	13	2	5	15	17	3	0	0

-- All 2021 crash and activity data is provisional as of the run date of 07/08/2022 --

* Assistance to other agencies includes support that is directly (on-scene support on public or private property) or indirectly (referrals to other agencies) provided by OSHP personnel. Does not include assistance to non-law enforcement agencies, non-identified agencies, or other OSHP Posts.

** DUS = Driving under a suspended license; CMV = Commercial motor vehicle.

Pickaway County

2021 OSHP Activity



2021 Calls for Service by Type	
Traffic Stop	10,765
Routine/Other Duties	2,286
Disabled Vehicle	1,351
Crashes	566
Road Hazards	727
Reckless/OVI	1,450
Investigations	228
Drug Courier	59
Violence-Related	127
Warrant/Wanted Person	19
Total:	17,578

2021 Incidents by Municipality (Top 5)	
Harrison Township	5,838
Circleville Township	3,727
Pickaway Township	2,637
Circleville City	1,944
Walnut Township	1,594
Other (remaining municipalities' sum)	5,521
Total:	21,261

2021 Crashes by Investigating Agency and Crash Severity				
Investigating Agency		Fatal Crashes	Injury Crashes	PDO/Unknown
OSHP	Rural	7	103	228
	Urban	0	2	15
CSO	Rural	3	174	389
	Urban	0	9	29
Other PD	Rural	0	1	5
	Urban	0	58	253
Total:		10	347	919

2021 Assists to Other Agencies (Top 3)*	
Pickaway CSO	434
Circleville PD	82
Franklin CSO	75
Other (remaining agencies' sum)	196
Total:	787

2021 OSHP Traffic Safety Activity

Enforcement Stops	Non Enforcement Stops	Crashes Inv.	OVI Arrests	DUS** Citations	Distracted Driving Violations	Safety Belt Citations	CMV** Traffic Citations	Motorist Assists	Violation Warnings
9,397	10,918	362	325	649	175	2,538	462	2,252	6,097

2021 OSHP Crime Enforcement

Cases	Felony Arrests	Felony Warrants	Mis-demeanor Warrants	Mis-demeanor Summons	Drug Arrests	Illegal Weapons Arrests	Identity Theft Arrests	Resisting Arrest Cases
423	145	29	67	226	252	33	2	14

-- All 2021 crash and activity data is provisional as of the run date of 07/08/2022 --

* Assistance to other agencies includes support that is directly (on-scene support on public or private property) or indirectly (referrals to other agencies) provided by OSHP personnel. Does not include assistance to non-law enforcement agencies, non-identified agencies, or other OSHP Posts.

** DUS = Driving under a suspended license; CMV = Commercial motor vehicle.

Pike County

2021 OSHP Activity



2021 Calls for Service by Type	
Traffic Stop	2,227
Routine/Other Duties	742
Disabled Vehicle	349
Crashes	464
Road Hazards	198
Reckless/OVI	182
Investigations	61
Drug Courier	6
Violence-Related	12
Warrant/Wanted Person	13
Total:	4,254

2021 Incidents by Municipality (Top 5)	
Sunfish Township	1,273
Scioto Township	667
Seal Township	649
Newton Township	550
Pee Pee Township	433
Other (remaining municipalities' sum)	712
Total:	4,284

2021 Crashes by Investigating Agency and Crash Severity				
Investigating Agency		Fatal Crashes	Injury Crashes	PDO/Unknown
OSHP	Rural	4	71	163
	Urban	0	2	2
CSO	Rural	0	42	151
	Urban	0	6	9
Other PD	Rural	0	1	0
	Urban	0	23	100
Total:		4	145	425

2021 Assists to Other Agencies (Top 3)*	
Pike CSO	150
Waverly PD	30
Piketon PD	20
Other (remaining agencies' sum)	12
Total:	212

2021 OSHP Traffic Safety Activity

Enforcement Stops	Non Enforcement Stops	Crashes Inv.	OVI Arrests	DUS** Citations	Distracted Driving Violations	Safety Belt Citations	CMV** Traffic Citations	Motorist Assists	Violation Warnings
1,496	2,594	239	55	91	16	190	69	584	691

2021 OSHP Crime Enforcement

Cases	Felony Arrests	Felony Warrants	Mis-demeanor Warrants	Mis-demeanor Summons	Drug Arrests	Illegal Weapons Arrests	Identity Theft Arrests	Resisting Arrest Cases
55	23	2	22	26	25	6	0	4

-- All 2021 crash and activity data is provisional as of the run date of 07/08/2022 --

* Assistance to other agencies includes support that is directly (on-scene support on public or private property) or indirectly (referrals to other agencies) provided by OSHP personnel. Does not include assistance to non-law enforcement agencies, non-identified agencies, or other OSHP Posts.

** DUS = Driving under a suspended license; CMV = Commercial motor vehicle.

Portage County

2021
OSHP
Activity



2021 Calls for Service by Type	
Traffic Stop	27,203
Routine/Other Duties	3,125
Disabled Vehicle	2,779
Crashes	2,754
Road Hazards	1,432
Reckless/OVI	2,289
Investigations	565
Drug Courier	6
Violence-Related	117
Warrant/Wanted Person	39
Total:	40,309

2021 Incidents by Municipality (Top 5)	
Edinburg Township	4,369
Brimfield Township	3,705
Freedom Township	3,674
Shalersville Township	3,592
Rootstown Township	3,407
Other (remaining municipalities' sum)	16,123
Total:	34,870

2021 Crashes by Investigating Agency and Crash Severity				
Investigating Agency		Fatal Crashes	Injury Crashes	PDO/Unknown
OSHP	Rural	13	522	1,187
	Urban	0	36	107
CSO	Rural	0	0	0
	Urban	0	0	0
Other PD	Rural	0	25	134
	Urban	3	274	1,056
Total:		16	857	2,484

2021 Assists to Other Agencies (Top 3)*	
Portage CSO	654
Brimfield Township PD	225
Ravenna PD	143
Other (remaining agencies' sum)	585
Total:	1,607

2021 OSHP Traffic Safety Activity

Enforcement Stops	Non Enforcement Stops	Crashes Inv.	OVI Arrests	DUS** Citations	Distracted Driving Violations	Safety Belt Citations	CMV** Traffic Citations	Motorist Assists	Violation Warnings
11,389	22,000	1,859	495	627	222	1,993	719	4,547	10,242

2021 OSHP Crime Enforcement

Cases	Felony Arrests	Felony Warrants	Mis-demeanor Warrants	Mis-demeanor Summons	Drug Arrests	Illegal Weapons Arrests	Identity Theft Arrests	Resisting Arrest Cases
531	168	40	141	371	367	42	3	36

-- All 2021 crash and activity data is provisional as of the run date of 07/08/2022 --

* Assistance to other agencies includes support that is directly (on-scene support on public or private property) or indirectly (referrals to other agencies) provided by OSHP personnel. Does not include assistance to non-law enforcement agencies, non-identified agencies, or other OSHP Posts.

** DUS = Driving under a suspended license; CMV = Commercial motor vehicle.

Preble County

2021
OSHP
Activity



2021 Calls for Service by Type	
Traffic Stop	4,449
Routine/Other Duties	1,200
Disabled Vehicle	787
Crashes	597
Road Hazards	593
Reckless/OVI	357
Investigations	73
Drug Courier	3
Violence-Related	24
Warrant/Wanted Person	3
Total:	8,086

2021 Incidents by Municipality (Top 5)	
Jackson Township	2,641
Monroe Township	1,875
Harrison Township	1,030
Jefferson Township	914
Somers Township	806
Other (remaining municipalities' sum)	1,084
Total:	8,350

2021 Crashes by Investigating Agency and Crash Severity				
Investigating Agency		Fatal Crashes	Injury Crashes	PDO/Unknown
OSHP	Rural	0	111	293
	Urban	0	8	22
CSO	Rural	3	50	146
	Urban	0	2	8
Other PD	Rural	0	1	2
	Urban	0	38	165
Total:		3	210	636

2021 Assists to Other Agencies (Top 3)*	
Preble CSO	96
Eaton PD	13
Brookville PD	11
Other (remaining agencies' sum)	33
Total:	153

2021 OSHP Traffic Safety Activity

Enforcement Stops	Non Enforcement Stops	Crashes Inv.	OVI Arrests	DUS** Citations	Distracted Driving Violations	Safety Belt Citations	CMV** Traffic Citations	Motorist Assists	Violation Warnings
2,474	5,600	433	27	72	24	120	497	893	1,649

2021 OSHP Crime Enforcement

Cases	Felony Arrests	Felony Warrants	Mis-demeanor Warrants	Mis-demeanor Summons	Drug Arrests	Illegal Weapons Arrests	Identity Theft Arrests	Resisting Arrest Cases
63	25	6	7	24	26	3	0	5

-- All 2021 crash and activity data is provisional as of the run date of 07/08/2022 --

* Assistance to other agencies includes support that is directly (on-scene support on public or private property) or indirectly (referrals to other agencies) provided by OSHP personnel. Does not include assistance to non-law enforcement agencies, non-identified agencies, or other OSHP Posts.

** DUS = Driving under a suspended license; CMV = Commercial motor vehicle.

Putnam County

2021
OSHP
Activity



2021 Calls for Service by Type	
Traffic Stop	1,086
Routine/Other Duties	81
Disabled Vehicle	38
Crashes	28
Road Hazards	26
Reckless/OVI	18
Investigations	19
Drug Courier	
Violence-Related	1
Warrant/Wanted Person	1
Total:	1,298

2021 Crashes by Investigating Agency and Crash Severity				
Investigating Agency		Fatal Crashes	Injury Crashes	PDO/Unknown
OSHP	Rural	5	6	13
	Urban	0	0	0
CSO	Rural	1	37	267
	Urban	0	2	38
Other PD	Rural	0	0	4
	Urban	0	16	77
Total:		6	61	399

2021 Incidents by Municipality (Top 5)	
Ottawa Township	159
Greensburg Township	126
Union Township	106
Monroe Township	100
Pleasant Township	89
Other (remaining municipalities' sum)	317
Total:	897

2021 Assists to Other Agencies (Top 3)*	
Putnam CSO	31
Ottawa PD	5
Allen CSO	2
Other (remaining agencies' sum)	7
Total:	45

2021 OSHP Traffic Safety Activity

Enforcement Stops	Non Enforcement Stops	Crashes Inv.	OVI Arrests	DUS** Citations	Distracted Driving Violations	Safety Belt Citations	CMV** Traffic Citations	Motorist Assists	Violation Warnings
526	419	23	20	10	17	151	23	59	355

2021 OSHP Crime Enforcement

Cases	Felony Arrests	Felony Warrants	Mis-demeanor Warrants	Mis-demeanor Summons	Drug Arrests	Illegal Weapons Arrests	Identity Theft Arrests	Resisting Arrest Cases
20	5	1	0	9	7	3	0	2

-- All 2021 crash and activity data is provisional as of the run date of 07/08/2022 --

* Assistance to other agencies includes support that is directly (on-scene support on public or private property) or indirectly (referrals to other agencies) provided by OSHP personnel. Does not include assistance to non-law enforcement agencies, non-identified agencies, or other OSHP Posts.

** DUS = Driving under a suspended license; CMV = Commercial motor vehicle.

Richland County

2021 OSHP Activity



2021 Calls for Service by Type	
Traffic Stop	18,179
Routine/Other Duties	3,295
Disabled Vehicle	3,124
Crashes	2,316
Road Hazards	1,781
Reckless/OVI	1,906
Investigations	570
Drug Courier	1,064
Violence-Related	465
Warrant/Wanted Person	129
Total:	32,829

2021 Incidents by Municipality (Top 5)	
Mansfield Township	6,532
Mifflin Township	6,102
Washington Township	4,415
Madison Township	3,331
Springfield Township	2,292
Other (remaining municipalities' sum)	4,327
Total:	26,999

2021 Crashes by Investigating Agency and Crash Severity				
Investigating Agency		Fatal Crashes	Injury Crashes	PDO/Unknown
OSHP	Rural	9	445	1,251
	Urban	1	15	64
CSO	Rural	0	12	30
	Urban	0	1	16
Other PD	Rural	0	0	2
	Urban	4	395	1,403
Total:		14	868	2,766

2021 Assists to Other Agencies (Top 3)*	
Mansfield PD	387
Richland CSO	320
Ontario PD	171
Other (remaining agencies' sum)	333
Total:	1,211

2021 OSHP Traffic Safety Activity

Enforcement Stops	Non Enforcement Stops	Crashes Inv.	OVI Arrests	DUS** Citations	Distracted Driving Violations	Safety Belt Citations	CMV** Traffic Citations	Motorist Assists	Violation Warnings
7,431	18,648	1,775	542	592	216	875	320	3,635	5,360

2021 OSHP Crime Enforcement

Cases	Felony Arrests	Felony Warrants	Mis-demeanor Warrants	Mis-demeanor Summons	Drug Arrests	Illegal Weapons Arrests	Identity Theft Arrests	Resisting Arrest Cases
549	101	28	145	286	276	35	4	20

-- All 2021 crash and activity data is provisional as of the run date of 07/08/2022 --

* Assistance to other agencies includes support that is directly (on-scene support on public or private property) or indirectly (referrals to other agencies) provided by OSHP personnel. Does not include assistance to non-law enforcement agencies, non-identified agencies, or other OSHP Posts.

** DUS = Driving under a suspended license; CMV = Commercial motor vehicle.

Ross County

2021
OSHP
Activity



2021 Calls for Service by Type	
Traffic Stop	10,049
Routine/Other Duties	1,481
Disabled Vehicle	2,092
Crashes	1,966
Road Hazards	1,463
Reckless/OVI	1,475
Investigations	551
Drug Courier	81
Violence-Related	228
Warrant/Wanted Person	136
Total:	19,522

2021 Incidents by Municipality (Top 5)	
Scioto Township	6,428
Union Township	4,096
Green Township	3,123
Springfield Township	2,330
Liberty Township	1,099
Other (remaining municipalities' sum)	4,047
Total:	21,123

2021 Crashes by Investigating Agency and Crash Severity				
Investigating Agency		Fatal Crashes	Injury Crashes	PDO/Unknown
OSHP	Rural	10	373	953
	Urban	0	7	29
CSO	Rural	0	25	87
	Urban	0	1	14
Other PD	Rural	0	0	2
	Urban	2	117	388
Total:		12	523	1,473

2021 Assists to Other Agencies (Top 3)*	
Ross CSO	796
Chillicothe PD	261
Pike CSO	58
Other (remaining agencies' sum)	103
Total:	1,218

2021 OSHP Traffic Safety Activity

Enforcement Stops	Non Enforcement Stops	Crashes Inv.	OVI Arrests	DUS** Citations	Distracted Driving Violations	Safety Belt Citations	CMV** Traffic Citations	Motorist Assists	Violation Warnings
6,982	13,092	1,366	347	504	165	1,083	265	3,210	5,186

2021 OSHP Crime Enforcement

Cases	Felony Arrests	Felony Warrants	Mis-demeanor Warrants	Mis-demeanor Summons	Drug Arrests	Illegal Weapons Arrests	Identity Theft Arrests	Resisting Arrest Cases
404	146	65	239	122	167	19	0	21

-- All 2021 crash and activity data is provisional as of the run date of 07/08/2022 --

* Assistance to other agencies includes support that is directly (on-scene support on public or private property) or indirectly (referrals to other agencies) provided by OSHP personnel. Does not include assistance to non-law enforcement agencies, non-identified agencies, or other OSHP Posts.

** DUS = Driving under a suspended license; CMV = Commercial motor vehicle.

Sandusky County

2021 OSHP Activity



2021 Calls for Service by Type	
Traffic Stop	15,283
Routine/Other Duties	4,357
Disabled Vehicle	1,663
Crashes	1,291
Road Hazards	971
Reckless/OVI	1,269
Investigations	538
Drug Courier	10
Violence-Related	53
Warrant/Wanted Person	36
Total:	25,471

2021 Incidents by Municipality (Top 5)	
Riley Township	4,456
Townsend Township	4,212
Woodville Township	3,961
Sandusky Township	3,141
Washington Township	2,636
Other (remaining municipalities' sum)	6,137
Total:	24,543

2021 Crashes by Investigating Agency and Crash Severity				
Investigating Agency		Fatal Crashes	Injury Crashes	PDO/Unknown
OSHP	Rural	2	215	698
	Urban	0	8	40
CSO	Rural	0	17	86
	Urban	0	2	14
Other PD	Rural	0	0	8
	Urban	1	77	242
Total:		3	319	1,088

2021 Assists to Other Agencies (Top 3)*	
Sandusky CSO	231
Clyde PD	77
Woodville PD	59
Other (remaining agencies' sum)	108
Total:	475

2021 OSHP Traffic Safety Activity

Enforcement Stops	Non Enforcement Stops	Crashes Inv.	OVI Arrests	DUS** Citations	Distracted Driving Violations	Safety Belt Citations	CMV** Traffic Citations	Motorist Assists	Violation Warnings
9,528	14,415	963	183	398	313	1,044	646	2,897	4,863

2021 OSHP Crime Enforcement

Cases	Felony Arrests	Felony Warrants	Mis-demeanor Warrants	Mis-demeanor Summons	Drug Arrests	Illegal Weapons Arrests	Identity Theft Arrests	Resisting Arrest Cases
380	100	8	48	244	247	26	4	9

-- All 2021 crash and activity data is provisional as of the run date of 07/08/2022 --

* Assistance to other agencies includes support that is directly (on-scene support on public or private property) or indirectly (referrals to other agencies) provided by OSHP personnel. Does not include assistance to non-law enforcement agencies, non-identified agencies, or other OSHP Posts.

** DUS = Driving under a suspended license; CMV = Commercial motor vehicle.

Scioto County

2021
OSHP
Activity



2021 Calls for Service by Type	
Traffic Stop	7,937
Routine/Other Duties	821
Disabled Vehicle	994
Crashes	1,416
Road Hazards	889
Reckless/OVI	730
Investigations	340
Drug Courier	22
Violence-Related	165
Warrant/Wanted Person	38
Total:	13,352

2021 Incidents by Municipality (Top 5)	
Valley Township	3,670
Clay Township	1,658
Porter Township	1,136
Portsmouth City	895
Washington Township	888
Other (remaining municipalities' sum)	3,652
Total:	11,899

2021 Crashes by Investigating Agency and Crash Severity				
Investigating Agency		Fatal Crashes	Injury Crashes	PDO/Unknown
OSHP	Rural	7	255	708
	Urban	0	3	7
CSO	Rural	0	0	0
	Urban	0	0	0
Other PD	Rural	0	2	6
	Urban	0	145	599
Total:		7	405	1,320

2021 Assists to Other Agencies (Top 3)*	
Scioto CSO	333
Portsmouth PD	96
New Boston PD	39
Other (remaining agencies' sum)	41
Total:	509

2021 OSHP Traffic Safety Activity

Enforcement Stops	Non Enforcement Stops	Crashes Inv.	OVI Arrests	DUS** Citations	Distracted Driving Violations	Safety Belt Citations	CMV** Traffic Citations	Motorist Assists	Violation Warnings
4,564	6,883	977	301	506	111	758	84	1,963	2,960

2021 OSHP Crime Enforcement

Cases	Felony Arrests	Felony Warrants	Mis-demeanor Warrants	Mis-demeanor Summons	Drug Arrests	Illegal Weapons Arrests	Identity Theft Arrests	Resisting Arrest Cases
261	158	55	117	95	165	23	1	10

-- All 2021 crash and activity data is provisional as of the run date of 07/08/2022 --

* Assistance to other agencies includes support that is directly (on-scene support on public or private property) or indirectly (referrals to other agencies) provided by OSHP personnel. Does not include assistance to non-law enforcement agencies, non-identified agencies, or other OSHP Posts.

** DUS = Driving under a suspended license; CMV = Commercial motor vehicle.

Seneca County

2021
OSHP
Activity



2021 Calls for Service by Type	
Traffic Stop	2,891
Routine/Other Duties	120
Disabled Vehicle	222
Crashes	716
Road Hazards	152
Reckless/OVI	160
Investigations	79
Drug Courier	4
Violence-Related	30
Warrant/Wanted Person	20
Total:	4,394

2021 Incidents by Municipality (Top 5)	
Loudon Township	661
Hopewell Township	617
Venice Township	598
Reed Township	498
Scipio Township	465
Other (remaining municipalities' sum)	3,386
Total:	6,225

2021 Crashes by Investigating Agency and Crash Severity				
Investigating Agency		Fatal Crashes	Injury Crashes	PDO/Unknown
OSHP	Rural	3	78	155
	Urban	1	4	8
CSO	Rural	0	88	442
	Urban	0	3	9
Other PD	Rural	0	0	0
	Urban	0	107	451
Total:		4	280	1,065

2021 Assists to Other Agencies (Top 3)*	
Seneca CSO	99
Tiffin PD	25
Fostoria PD	23
Other (remaining agencies' sum)	32
Total:	179

2021 OSHP Traffic Safety Activity

Enforcement Stops	Non Enforcement Stops	Crashes Inv.	OVI Arrests	DUS** Citations	Distracted Driving Violations	Safety Belt Citations	CMV** Traffic Citations	Motorist Assists	Violation Warnings
2,537	3,636	235	105	137	60	407	123	478	3,014

2021 OSHP Crime Enforcement

Cases	Felony Arrests	Felony Warrants	Mis-demeanor Warrants	Mis-demeanor Summons	Drug Arrests	Illegal Weapons Arrests	Identity Theft Arrests	Resisting Arrest Cases
100	14	7	33	66	60	2	0	8

-- All 2021 crash and activity data is provisional as of the run date of 07/08/2022 --

* Assistance to other agencies includes support that is directly (on-scene support on public or private property) or indirectly (referrals to other agencies) provided by OSHP personnel. Does not include assistance to non-law enforcement agencies, non-identified agencies, or other OSHP Posts.

** DUS = Driving under a suspended license; CMV = Commercial motor vehicle.

Shelby County

2021
OSHP
Activity



2021 Calls for Service by Type	
Traffic Stop	4,592
Routine/Other Duties	88
Disabled Vehicle	1,307
Crashes	376
Road Hazards	422
Reckless/OVI	774
Investigations	74
Drug Courier	2
Violence-Related	29
Warrant/Wanted Person	9
Total:	7,673

2021 Incidents by Municipality (Top 5)	
Clinton Township	1,722
Dinsmore Township	1,501
Franklin Township	1,394
Orange Township	633
Van Buren Township	292
Other (remaining municipalities' sum)	1,203
Total:	6,745

2021 Crashes by Investigating Agency and Crash Severity				
Investigating Agency		Fatal Crashes	Injury Crashes	PDO/Unknown
OSHP	Rural	1	42	187
	Urban	0	6	9
CSO	Rural	1	79	382
	Urban	0	4	18
Other PD	Rural	0	1	8
	Urban	0	71	454
Total:		2	203	1,058

2021 Assists to Other Agencies (Top 3)*	
Shelby CSO	183
Sidney PD	136
Miami CSO	21
Other (remaining agencies' sum)	52
Total:	392

2021 OSHP Traffic Safety Activity

Enforcement Stops	Non Enforcement Stops	Crashes Inv.	OVI Arrests	DUS** Citations	Distracted Driving Violations	Safety Belt Citations	CMV** Traffic Citations	Motorist Assists	Violation Warnings
2,827	3,609	256	52	134	56	303	84	1,323	1,568

2021 OSHP Crime Enforcement

Cases	Felony Arrests	Felony Warrants	Mis-demeanor Warrants	Mis-demeanor Summons	Drug Arrests	Illegal Weapons Arrests	Identity Theft Arrests	Resisting Arrest Cases
121	35	8	9	85	91	14	0	7

-- All 2021 crash and activity data is provisional as of the run date of 07/08/2022 --

* Assistance to other agencies includes support that is directly (on-scene support on public or private property) or indirectly (referrals to other agencies) provided by OSHP personnel. Does not include assistance to non-law enforcement agencies, non-identified agencies, or other OSHP Posts.

** DUS = Driving under a suspended license; CMV = Commercial motor vehicle.

Stark County

2021 OSHP Activity



2021 Calls for Service by Type	
Traffic Stop	19,085
Routine/Other Duties	370
Disabled Vehicle	1,917
Crashes	2,953
Road Hazards	1,313
Reckless/OVI	1,820
Investigations	484
Drug Courier	23
Violence-Related	160
Warrant/Wanted Person	77
Total:	28,202

2021 Incidents by Municipality (Top 5)	
Canton City	4,934
Jackson Township	3,987
Massillon City	1,878
Plain Township	1,762
Perry Township	1,599
Other (remaining municipalities' sum)	6,903
Total:	21,063

2021 Crashes by Investigating Agency and Crash Severity				
Investigating Agency		Fatal Crashes	Injury Crashes	PDO/Unknown
OSHP	Rural	15	465	1,084
	Urban	0	49	97
CSO	Rural	4	201	824
	Urban	0	7	17
Other PD	Rural	1	493	1,478
	Urban	13	852	3,236
Total:		33	2,067	6,736

2021 Assists to Other Agencies (Top 3)*	
Canton PD	805
Stark CSO	312
Jackson Township PD	143
Other (remaining agencies' sum)	645
Total:	1,905

2021 OSHP Traffic Safety Activity

Enforcement Stops	Non Enforcement Stops	Crashes Inv.	OVI Arrests	DUS** Citations	Distracted Driving Violations	Safety Belt Citations	CMV** Traffic Citations	Motorist Assists	Violation Warnings
7,672	11,412	1,705	548	745	345	1,766	240	2,439	5,479

2021 OSHP Crime Enforcement

Cases	Felony Arrests	Felony Warrants	Mis-demeanor Warrants	Mis-demeanor Summons	Drug Arrests	Illegal Weapons Arrests	Identity Theft Arrests	Resisting Arrest Cases
577	225	75	98	360	378	46	1	59

-- All 2021 crash and activity data is provisional as of the run date of 07/08/2022 --

* Assistance to other agencies includes support that is directly (on-scene support on public or private property) or indirectly (referrals to other agencies) provided by OSHP personnel. Does not include assistance to non-law enforcement agencies, non-identified agencies, or other OSHP Posts.

** DUS = Driving under a suspended license; CMV = Commercial motor vehicle.

Summit County

2021 OSHP Activity



2021 Calls for Service by Type	
Traffic Stop	25,239
Routine/Other Duties	2,688
Disabled Vehicle	2,299
Crashes	1,408
Road Hazards	1,062
Reckless/OVI	1,706
Investigations	388
Drug Courier	13
Violence-Related	117
Warrant/Wanted Person	107
Total:	35,027

2021 Incidents by Municipality (Top 5)	
Akron City	7,183
Richfield Township	6,011
Bath Township	3,525
Green City	2,304
Boston Township	1,286
Other (remaining municipalities' sum)	7,325
Total:	27,634

2021 Crashes by Investigating Agency and Crash Severity				
Investigating Agency		Fatal Crashes	Injury Crashes	PDO/Unknown
OSHP	Rural	4	89	213
	Urban	4	55	214
CSO	Rural	0	104	376
	Urban	5	225	836
Other PD	Rural	0	209	671
	Urban	29	2,374	8,526
Total:		42	3,056	10,836

2021 Assists to Other Agencies (Top 3)*	
Akron PD	752
Summit CSO	488
Richfield PD	155
Other (remaining agencies' sum)	917
Total:	2,312

2021 OSHP Traffic Safety Activity

Enforcement Stops	Non Enforcement Stops	Crashes Inv.	OVI Arrests	DUS** Citations	Distracted Driving Violations	Safety Belt Citations	CMV** Traffic Citations	Motorist Assists	Violation Warnings
8,422	16,783	586	510	763	274	2,127	372	2,393	8,219

2021 OSHP Crime Enforcement

Cases	Felony Arrests	Felony Warrants	Mis-demeanor Warrants	Mis-demeanor Summons	Drug Arrests	Illegal Weapons Arrests	Identity Theft Arrests	Resisting Arrest Cases
718	316	77	99	427	475	77	2	77

-- All 2021 crash and activity data is provisional as of the run date of 07/08/2022 --

* Assistance to other agencies includes support that is directly (on-scene support on public or private property) or indirectly (referrals to other agencies) provided by OSHP personnel. Does not include assistance to non-law enforcement agencies, non-identified agencies, or other OSHP Posts.

** DUS = Driving under a suspended license; CMV = Commercial motor vehicle.

Trumbull County

2021 OSHP Activity



2021 Calls for Service by Type	
Traffic Stop	23,096
Routine/Other Duties	772
Disabled Vehicle	2,233
Crashes	1,775
Road Hazards	1,190
Reckless/OVI	882
Investigations	325
Drug Courier	19
Violence-Related	92
Warrant/Wanted Person	73
Total:	30,457

2021 Incidents by Municipality (Top 5)	
Hubbard Township	3,586
Lordstown Village	2,812
Southington Township	2,442
Howland Township	1,837
Braceville Township	1,817
Other (remaining municipalities' sum)	11,850
Total:	24,344

2021 Crashes by Investigating Agency and Crash Severity				
Investigating Agency		Fatal Crashes	Injury Crashes	PDO/Unknown
OSHP	Rural	21	415	719
	Urban	1	22	28
CSO	Rural	0	21	116
	Urban	0	2	6
Other PD	Rural	0	224	935
	Urban	5	401	1,138
Total:		27	1,085	2,942

2021 Assists to Other Agencies (Top 3)*	
Trumbull CSO	210
Liberty Township PD	117
Warren PD	95
Other (remaining agencies' sum)	534
Total:	956

2021 OSHP Traffic Safety Activity

Enforcement Stops	Non Enforcement Stops	Crashes Inv.	OVI Arrests	DUS** Citations	Distracted Driving Violations	Safety Belt Citations	CMV** Traffic Citations	Motorist Assists	Violation Warnings
8,491	15,153	1,197	314	430	86	1,460	1,604	3,590	7,499

2021 OSHP Crime Enforcement

Cases	Felony Arrests	Felony Warrants	Mis-demeanor Warrants	Mis-demeanor Summons	Drug Arrests	Illegal Weapons Arrests	Identity Theft Arrests	Resisting Arrest Cases
819	161	37	55	306	336	29	1	31

-- All 2021 crash and activity data is provisional as of the run date of 07/08/2022 --

* Assistance to other agencies includes support that is directly (on-scene support on public or private property) or indirectly (referrals to other agencies) provided by OSHP personnel. Does not include assistance to non-law enforcement agencies, non-identified agencies, or other OSHP Posts.

** DUS = Driving under a suspended license; CMV = Commercial motor vehicle.

Tuscarawas County

2021
OSHP
Activity



2021 Calls for Service by Type	
Traffic Stop	12,159
Routine/Other Duties	527
Disabled Vehicle	2,755
Crashes	1,921
Road Hazards	1,539
Reckless/OVI	1,327
Investigations	335
Drug Courier	27
Violence-Related	87
Warrant/Wanted Person	59
Total:	20,736

2021 Incidents by Municipality (Top 5)	
Goshen Township	2,045
Lawrence Township	1,980
Dover Township	1,840
Mill Township	1,079
Salem Township	950
Other (remaining municipalities' sum)	6,408
Total:	14,302

2021 Crashes by Investigating Agency and Crash Severity				
Investigating Agency		Fatal Crashes	Injury Crashes	PDO/Unknown
OSHP	Rural	9	291	936
	Urban	1	25	92
CSO	Rural	0	0	0
	Urban	0	0	0
Other PD	Rural	0	0	3
	Urban	1	172	837
Total:		11	488	1,868

2021 Assists to Other Agencies (Top 3)*	
Tuscarawas CSO	251
New Philadelphia PD	56
Dover PD	42
Other (remaining agencies' sum)	186
Total:	535

2021 OSHP Traffic Safety Activity

Enforcement Stops	Non Enforcement Stops	Crashes Inv.	OVI Arrests	DUS** Citations	Distracted Driving Violations	Safety Belt Citations	CMV** Traffic Citations	Motorist Assists	Violation Warnings
4,621	8,693	1,361	243	322	111	994	350	3,615	2,688

2021 OSHP Crime Enforcement

Cases	Felony Arrests	Felony Warrants	Mis-demeanor Warrants	Mis-demeanor Summons	Drug Arrests	Illegal Weapons Arrests	Identity Theft Arrests	Resisting Arrest Cases
209	50	16	24	136	118	9	1	9

-- All 2021 crash and activity data is provisional as of the run date of 07/08/2022 --

* Assistance to other agencies includes support that is directly (on-scene support on public or private property) or indirectly (referrals to other agencies) provided by OSHP personnel. Does not include assistance to non-law enforcement agencies, non-identified agencies, or other OSHP Posts.

** DUS = Driving under a suspended license; CMV = Commercial motor vehicle.

Union County

2021
OSHP
Activity



2021 Calls for Service by Type	
Traffic Stop	8,822
Routine/Other Duties	991
Disabled Vehicle	1,071
Crashes	558
Road Hazards	422
Reckless/OVI	496
Investigations	123
Drug Courier	5
Violence-Related	88
Warrant/Wanted Person	2
Total:	12,578

2021 Incidents by Municipality (Top 5)	
Jerome Township	2,902
Millcreek Township	2,810
Paris Township	2,724
Allen Township	1,104
Taylor Township	446
Other (remaining municipalities' sum)	1,942
Total:	11,928

2021 Crashes by Investigating Agency and Crash Severity				
Investigating Agency		Fatal Crashes	Injury Crashes	PDO/Unknown
OSHP	Rural	2	71	237
	Urban	0	0	4
CSO	Rural	3	120	346
	Urban	0	16	28
Other PD	Rural	0	1	0
	Urban	0	93	346
Total:		5	301	961

2021 Assists to Other Agencies (Top 3)*	
Union CSO	374
Marysville PD	76
Dublin PD	28
Other (remaining agencies' sum)	49
Total:	527

2021 OSHP Traffic Safety Activity

Enforcement Stops	Non Enforcement Stops	Crashes Inv.	OVI Arrests	DUS** Citations	Distracted Driving Violations	Safety Belt Citations	CMV** Traffic Citations	Motorist Assists	Violation Warnings
4,210	7,288	309	150	235	138	538	128	1,473	2,734

2021 OSHP Crime Enforcement

Cases	Felony Arrests	Felony Warrants	Mis-demeanor Warrants	Mis-demeanor Summons	Drug Arrests	Illegal Weapons Arrests	Identity Theft Arrests	Resisting Arrest Cases
129	29	11	22	79	74	13	0	6

-- All 2021 crash and activity data is provisional as of the run date of 07/08/2022 --

* Assistance to other agencies includes support that is directly (on-scene support on public or private property) or indirectly (referrals to other agencies) provided by OSHP personnel. Does not include assistance to non-law enforcement agencies, non-identified agencies, or other OSHP Posts.

** DUS = Driving under a suspended license; CMV = Commercial motor vehicle.

Van Wert County

2021
OSHP
Activity



2021 Calls for Service by Type	
Traffic Stop	8,002
Routine/Other Duties	2,183
Disabled Vehicle	706
Crashes	305
Road Hazards	325
Reckless/OVI	332
Investigations	120
Drug Courier	12
Violence-Related	19
Warrant/Wanted Person	5
Total:	12,009

2021 Incidents by Municipality (Top 5)	
Union Township	2,571
Pleasant Township	2,539
Tully Township	1,519
Liberty Township	1,113
Ridge Township	786
Other (remaining municipalities' sum)	1,797
Total:	10,325

2021 Crashes by Investigating Agency and Crash Severity				
Investigating Agency		Fatal Crashes	Injury Crashes	PDO/ Unknown
OSHP	Rural	1	43	114
	Urban	0	2	9
CSO	Rural	1	42	173
	Urban	0	3	10
Other PD	Rural	0	0	0
	Urban	0	49	171
Total:		2	139	477

2021 Assists to Other Agencies (Top 3)*	
Van Wert CSO	92
Van Wert PD	41
Allen CSO	11
Other (remaining agencies' sum)	18
Total:	162

2021 OSHP Traffic Safety Activity

Enforcement Stops	Non Enforcement Stops	Crashes Inv.	OVI Arrests	DUS** Citations	Distracted Driving Violations	Safety Belt Citations	CMV** Traffic Citations	Motorist Assists	Violation Warnings
3,798	6,382	168	96	132	72	569	502	947	2,509

2021 OSHP Crime Enforcement

Cases	Felony Arrests	Felony Warrants	Mis-demeanor Warrants	Mis-demeanor Summons	Drug Arrests	Illegal Weapons Arrests	Identity Theft Arrests	Resisting Arrest Cases
90	17	5	8	60	58	6	0	4

-- All 2021 crash and activity data is provisional as of the run date of 07/08/2022 --

* Assistance to other agencies includes support that is directly (on-scene support on public or private property) or indirectly (referrals to other agencies) provided by OSHP personnel. Does not include assistance to non-law enforcement agencies, non-identified agencies, or other OSHP Posts.

** DUS = Driving under a suspended license; CMV = Commercial motor vehicle.

Vinton County

2021
OSHP
Activity



2021 Calls for Service by Type	
Traffic Stop	1,927
Routine/Other Duties	399
Disabled Vehicle	175
Crashes	362
Road Hazards	201
Reckless/OVI	90
Investigations	60
Drug Courier	2
Violence-Related	35
Warrant/Wanted Person	
Total:	3,251

2021 Incidents by Municipality (Top 5)	
Harrison Township	664
Clinton Township	619
Elk Township	546
Vinton Township	405
Richland Township	250
Other (remaining municipalities' sum)	478
Total:	2,962

2021 Crashes by Investigating Agency and Crash Severity				
Investigating Agency		Fatal Crashes	Injury Crashes	PDO/Unknown
OSHP	Rural	4	69	82
	Urban	0	5	6
CSO	Rural	0	2	15
	Urban	0	0	0
Other PD	Rural	0	0	3
	Urban	0	0	7
Total:		4	76	113

2021 Assists to Other Agencies (Top 3)*	
Vinton CSO	118
Athens CSO	5
Mcarthur PD	4
Other (remaining agencies' sum)	13
Total:	140

2021 OSHP Traffic Safety Activity

Enforcement Stops	Non Enforcement Stops	Crashes Inv.	OVI Arrests	DUS** Citations	Distracted Driving Violations	Safety Belt Citations	CMV** Traffic Citations	Motorist Assists	Violation Warnings
1,465	1,433	158	28	87	31	272	73	319	687

2021 OSHP Crime Enforcement

Cases	Felony Arrests	Felony Warrants	Mis-demeanor Warrants	Mis-demeanor Summons	Drug Arrests	Illegal Weapons Arrests	Identity Theft Arrests	Resisting Arrest Cases
21	7	4	17	3	7	2	0	1

-- All 2021 crash and activity data is provisional as of the run date of 07/08/2022 --

* Assistance to other agencies includes support that is directly (on-scene support on public or private property) or indirectly (referrals to other agencies) provided by OSHP personnel. Does not include assistance to non-law enforcement agencies, non-identified agencies, or other OSHP Posts.

** DUS = Driving under a suspended license; CMV = Commercial motor vehicle.

Warren County

2021 OSHP Activity



2021 Calls for Service by Type	
Traffic Stop	23,869
Routine/Other Duties	2,701
Disabled Vehicle	3,707
Crashes	1,719
Road Hazards	1,317
Reckless/OVI	2,149
Investigations	599
Drug Courier	99
Violence-Related	240
Warrant/Wanted Person	49
Total:	36,449

2021 Incidents by Municipality (Top 5)	
Turtlecreek Township	8,299
Franklin Township	8,202
Mason City	3,693
Union Township	1,821
Lebanon City	1,395
Other (remaining municipalities' sum)	4,076
Total:	27,486

2021 Crashes by Investigating Agency and Crash Severity				
Investigating Agency		Fatal Crashes	Injury Crashes	PDO/Unknown
OSHP	Rural	1	278	657
	Urban	0	59	136
CSO	Rural	2	263	819
	Urban	0	11	74
Other PD	Rural	2	146	440
	Urban	2	372	1,396
Total:		7	1,129	3,522

2021 Assists to Other Agencies (Top 3)*	
Warren CSO	359
Franklin PD	87
Lebanon PD	59
Other (remaining agencies' sum)	330
Total:	835

2021 OSHP Traffic Safety Activity

Enforcement Stops	Non Enforcement Stops	Crashes Inv.	OVI Arrests	DUS** Citations	Distracted Driving Violations	Safety Belt Citations	CMV** Traffic Citations	Motorist Assists	Violation Warnings
10,503	15,667	1,149	416	742	398	1,186	275	4,015	5,709

2021 OSHP Crime Enforcement

Cases	Felony Arrests	Felony Warrants	Mis-demeanor Warrants	Mis-demeanor Summons	Drug Arrests	Illegal Weapons Arrests	Identity Theft Arrests	Resisting Arrest Cases
634	227	40	118	370	362	41	3	50

-- All 2021 crash and activity data is provisional as of the run date of 07/08/2022 --

* Assistance to other agencies includes support that is directly (on-scene support on public or private property) or indirectly (referrals to other agencies) provided by OSHP personnel. Does not include assistance to non-law enforcement agencies, non-identified agencies, or other OSHP Posts.

** DUS = Driving under a suspended license; CMV = Commercial motor vehicle.

Washington County

2021
OSHP
Activity



2021 Calls for Service by Type	
Traffic Stop	11,270
Routine/Other Duties	908
Disabled Vehicle	1,067
Crashes	1,187
Road Hazards	1,115
Reckless/OVI	867
Investigations	371
Drug Courier	25
Violence-Related	87
Warrant/Wanted Person	77
Total:	16,974

2021 Incidents by Municipality (Top 5)	
Muskingum Township	3,168
Belpre Township	2,156
Marietta City	1,891
Marietta Township	1,447
Aurelius Township	1,370
Other (remaining municipalities' sum)	6,118
Total:	16,150

2021 Crashes by Investigating Agency and Crash Severity				
Investigating Agency		Fatal Crashes	Injury Crashes	PDO/Unknown
OSHP	Rural	5	227	429
	Urban	0	8	22
CSO	Rural	0	0	3
	Urban	0	0	0
Other PD	Rural	0	0	0
	Urban	1	98	386
Total:		6	333	840

2021 Assists to Other Agencies (Top 3)*	
Washington CSO	246
Marietta PD	189
Belpre PD	54
Other (remaining agencies' sum)	81
Total:	570

2021 OSHP Traffic Safety Activity

Enforcement Stops	Non Enforcement Stops	Crashes Inv.	OVI Arrests	DUS** Citations	Distracted Driving Violations	Safety Belt Citations	CMV** Traffic Citations	Motorist Assists	Violation Warnings
6,225	9,214	688	155	447	195	1,665	171	2,009	5,569

2021 OSHP Crime Enforcement

Cases	Felony Arrests	Felony Warrants	Mis-demeanor Warrants	Mis-demeanor Summons	Drug Arrests	Illegal Weapons Arrests	Identity Theft Arrests	Resisting Arrest Cases
350	131	20	116	258	268	20	1	13

-- All 2021 crash and activity data is provisional as of the run date of 07/08/2022 --

* Assistance to other agencies includes support that is directly (on-scene support on public or private property) or indirectly (referrals to other agencies) provided by OSHP personnel. Does not include assistance to non-law enforcement agencies, non-identified agencies, or other OSHP Posts.

** DUS = Driving under a suspended license; CMV = Commercial motor vehicle.

Wayne County

2021 OSHP Activity



2021 Calls for Service by Type	
Traffic Stop	10,277
Routine/Other Duties	2,330
Disabled Vehicle	1,609
Crashes	2,075
Road Hazards	1,245
Reckless/OVI	989
Investigations	557
Drug Courier	7
Violence-Related	65
Warrant/Wanted Person	40
Total:	19,194

2021 Incidents by Municipality (Top 5)	
Congress Township	3,645
Wooster City	2,585
Wooster Township	1,904
Plain Township	1,804
Chippewa Township	1,188
Other (remaining municipalities' sum)	5,004
Total:	16,130

2021 Crashes by Investigating Agency and Crash Severity				
Investigating Agency		Fatal Crashes	Injury Crashes	PDO/Unknown
OSHP	Rural	15	386	747
	Urban	0	17	45
CSO	Rural	0	3	24
	Urban	0	3	11
Other PD	Rural	0	0	2
	Urban	1	120	452
Total:		16	529	1,281

2021 Assists to Other Agencies (Top 3)*	
Wayne CSO	260
Wooster PD	105
Dalton PD	50
Other (remaining agencies' sum)	231
Total:	646

2021 OSHP Traffic Safety Activity

Enforcement Stops	Non Enforcement Stops	Crashes Inv.	OVI Arrests	DUS** Citations	Distracted Driving Violations	Safety Belt Citations	CMV** Traffic Citations	Motorist Assists	Violation Warnings
6,170	9,237	1,205	221	220	140	1,500	172	2,121	4,040

2021 OSHP Crime Enforcement

Cases	Felony Arrests	Felony Warrants	Mis-demeanor Warrants	Mis-demeanor Summons	Drug Arrests	Illegal Weapons Arrests	Identity Theft Arrests	Resisting Arrest Cases
118	36	10	102	66	62	7	0	11

-- All 2021 crash and activity data is provisional as of the run date of 07/08/2022 --

* Assistance to other agencies includes support that is directly (on-scene support on public or private property) or indirectly (referrals to other agencies) provided by OSHP personnel. Does not include assistance to non-law enforcement agencies, non-identified agencies, or other OSHP Posts.

** DUS = Driving under a suspended license; CMV = Commercial motor vehicle.

Williams County

2021
OSHP
Activity



2021 Calls for Service by Type	
Traffic Stop	4,043
Routine/Other Duties	2,571
Disabled Vehicle	764
Crashes	918
Road Hazards	607
Reckless/OVI	329
Investigations	1,003
Drug Courier	1
Violence-Related	23
Warrant/Wanted Person	5
Total:	10,264

2021 Incidents by Municipality (Top 5)	
Brady Township	2,741
Jefferson Township	1,387
Northwest Township	1,276
Pulaski Township	916
Springfield Township	897
Other (remaining municipalities' sum)	2,190
Total:	9,407

2021 Crashes by Investigating Agency and Crash Severity				
Investigating Agency		Fatal Crashes	Injury Crashes	PDO/ Unknown
OSHP	Rural	6	178	545
	Urban	0	10	15
CSO	Rural	1	20	269
	Urban	0	0	1
Other PD	Rural	0	0	0
	Urban	0	43	150
Total:		7	251	980

2021 Assists to Other Agencies (Top 3)*	
Williams CSO	44
Bryan PD	10
Montpelier PD	6
Other (remaining agencies' sum)	6
Total:	66

2021 OSHP Traffic Safety Activity

Enforcement Stops	Non Enforcement Stops	Crashes Inv.	OVI Arrests	DUS** Citations	Distracted Driving Violations	Safety Belt Citations	CMV** Traffic Citations	Motorist Assists	Violation Warnings
2,600	6,508	742	63	72	66	402	341	1,619	1,913

2021 OSHP Crime Enforcement

Cases	Felony Arrests	Felony Warrants	Mis-demeanor Warrants	Mis-demeanor Summons	Drug Arrests	Illegal Weapons Arrests	Identity Theft Arrests	Resisting Arrest Cases
99	22	3	15	53	49	2	1	3

-- All 2021 crash and activity data is provisional as of the run date of 07/08/2022 --

* Assistance to other agencies includes support that is directly (on-scene support on public or private property) or indirectly (referrals to other agencies) provided by OSHP personnel. Does not include assistance to non-law enforcement agencies, non-identified agencies, or other OSHP Posts.

** DUS = Driving under a suspended license; CMV = Commercial motor vehicle.

Wood County

2021
OSHP
Activity



2021 Calls for Service by Type	
Traffic Stop	18,476
Routine/Other Duties	3,098
Disabled Vehicle	3,860
Crashes	1,139
Road Hazards	1,623
Reckless/OVI	1,517
Investigations	780
Drug Courier	24
Violence-Related	65
Warrant/Wanted Person	44
Total:	30,626

2021 Incidents by Municipality (Top 5)	
Portage Township	4,283
Perrysburg Township	4,235
Center Township	3,464
Lake Township	3,200
Middleton Township	2,757
Other (remaining municipalities' sum)	7,630
Total:	25,569

2021 Crashes by Investigating Agency and Crash Severity				
Investigating Agency		Fatal Crashes	Injury Crashes	PDO/Unknown
OSHP	Rural	0	130	371
	Urban	0	27	80
CSO	Rural	8	138	579
	Urban	2	6	46
Other PD	Rural	0	63	103
	Urban	1	326	1,367
Total:		11	690	2,546

2021 Assists to Other Agencies (Top 3)*	
Wood CSO	316
Perrysburg PD	245
Bowling Green PD	167
Other (remaining agencies' sum)	585
Total:	1,313

2021 OSHP Traffic Safety Activity

Enforcement Stops	Non Enforcement Stops	Crashes Inv.	OVI Arrests	DUS** Citations	Distracted Driving Violations	Safety Belt Citations	CMV** Traffic Citations	Motorist Assists	Violation Warnings
9,100	15,165	629	317	312	127	851	304	4,484	6,602

2021 OSHP Crime Enforcement

Cases	Felony Arrests	Felony Warrants	Mis-demeanor Warrants	Mis-demeanor Summons	Drug Arrests	Illegal Weapons Arrests	Identity Theft Arrests	Resisting Arrest Cases
765	234	38	83	519	566	41	6	29

-- All 2021 crash and activity data is provisional as of the run date of 07/08/2022 --

* Assistance to other agencies includes support that is directly (on-scene support on public or private property) or indirectly (referrals to other agencies) provided by OSHP personnel. Does not include assistance to non-law enforcement agencies, non-identified agencies, or other OSHP Posts.

** DUS = Driving under a suspended license; CMV = Commercial motor vehicle.

Wyandot County

2021
OSHP
Activity



2021 Calls for Service by Type	
Traffic Stop	7,100
Routine/Other Duties	3,401
Disabled Vehicle	736
Crashes	217
Road Hazards	226
Reckless/OVI	381
Investigations	53
Drug Courier	2
Violence-Related	16
Warrant/Wanted Person	14
Total:	12,146

2021 Incidents by Municipality (Top 5)	
Antrim Township	3,099
Crane Township	3,070
Salem Township	2,905
Crawford Township	2,645
Pitt Township	1,761
Other (remaining municipalities' sum)	949
Total:	14,429

2021 Crashes by Investigating Agency and Crash Severity				
Investigating Agency		Fatal Crashes	Injury Crashes	PDO/Unknown
OSHP	Rural	3	29	160
	Urban	0	1	5
CSO	Rural	2	45	146
	Urban	0	10	28
Other PD	Rural	0	0	1
	Urban	1	19	91
Total:		6	104	431

2021 Assists to Other Agencies (Top 3)*	
Wyandot CSO	199
Upper Sandusky PD	32
Carey PD	18
Other (remaining agencies' sum)	25
Total:	274

2021 OSHP Traffic Safety Activity

Enforcement Stops	Non Enforcement Stops	Crashes Inv.	OVI Arrests	DUS** Citations	Distracted Driving Violations	Safety Belt Citations	CMV** Traffic Citations	Motorist Assists	Violation Warnings
4,832	9,502	203	70	277	188	451	281	1,107	3,423

2021 OSHP Crime Enforcement

Cases	Felony Arrests	Felony Warrants	Mis-demeanor Warrants	Mis-demeanor Summons	Drug Arrests	Illegal Weapons Arrests	Identity Theft Arrests	Resisting Arrest Cases
304	77	15	37	266	260	25	0	3

-- All 2021 crash and activity data is provisional as of the run date of 07/08/2022 --

* Assistance to other agencies includes support that is directly (on-scene support on public or private property) or indirectly (referrals to other agencies) provided by OSHP personnel. Does not include assistance to non-law enforcement agencies, non-identified agencies, or other OSHP Posts.

** DUS = Driving under a suspended license; CMV = Commercial motor vehicle.