



# Ohio State Highway Patrol

## 2023 Operational Report



This page intentionally left blank.





May 1, 2024

On behalf of the women and men of the Ohio State Highway Patrol (OSHP), I am pleased to present the OSHP's 2023 Operational Report.

This comprehensive report represents the end product of how Ohio State Troopers and Ohio Investigative Unit Agents addressed the threats last year that Ohioans were most concerned about – impaired driving, drug interdiction, distracted driving and highway crime.

A comprehensive operational direction called Impact 23 was introduced at the beginning of 2023 as the roadmap for delivering effective public safety services throughout the year. Impact 23 incorporated collaboration, operations and technology in ways where the Division could make a difference in Ohio communities.

Much of that started with working to keep Ohio roadways safe. Ohio State Troopers made nearly one million motorist contacts in 2023, of which more than half were non-enforcement stops.


That is not to say troopers don't emphasize enforcement. The Patrol has a detailed data and analytics strategy to specifically address traffic crash patterns and dangerous driving behaviors that directly impact motorists in Ohio. Statewide crash data, and enforcement and other traffic safety metrics, are collected and analyzed to develop and implement a strategic, data-driven approach to traffic safety.

That strategy led to incredible successes in 2023, including:

- A reduction in fatal crashes compared with 2022 and 2021. This reduction was achieved by targeting crash causing violations and removing more than 15,000 impaired drivers from the roadways.
- An 8 percent increase in drug-impaired driving enforcement and a 14 percent increase in marijuana-impaired driving enforcement over 2022; and
- A 24 percent increase in commercial vehicle enforcement.

This report reflects the progress across the entire Division, in virtually every aspect of our operations. It not only compares 2023 successes with the previous four years, but illustratively shows how our Service with a Purpose mantra led to successes in each OSHP District.

Sincerely,



**Colonel Charles A. Jones**  
Superintendent

## **Table of Contents**

---

2023 Summary Statistics & Maps.....	<b>3</b>
Appendix A: State Summary Data.....	<b>23</b>
Activity by Year .....	24
District and State Activity Totals.....	25
Additional State Totals .....	26
Appendix B: District Summary Sheets.....	<b>27</b>
Appendix C: County Summary Sheets .....	<b>37</b>



# OHIO STATE HIGHWAY PATROL

## MONTHLY OPERATIONS REPORT

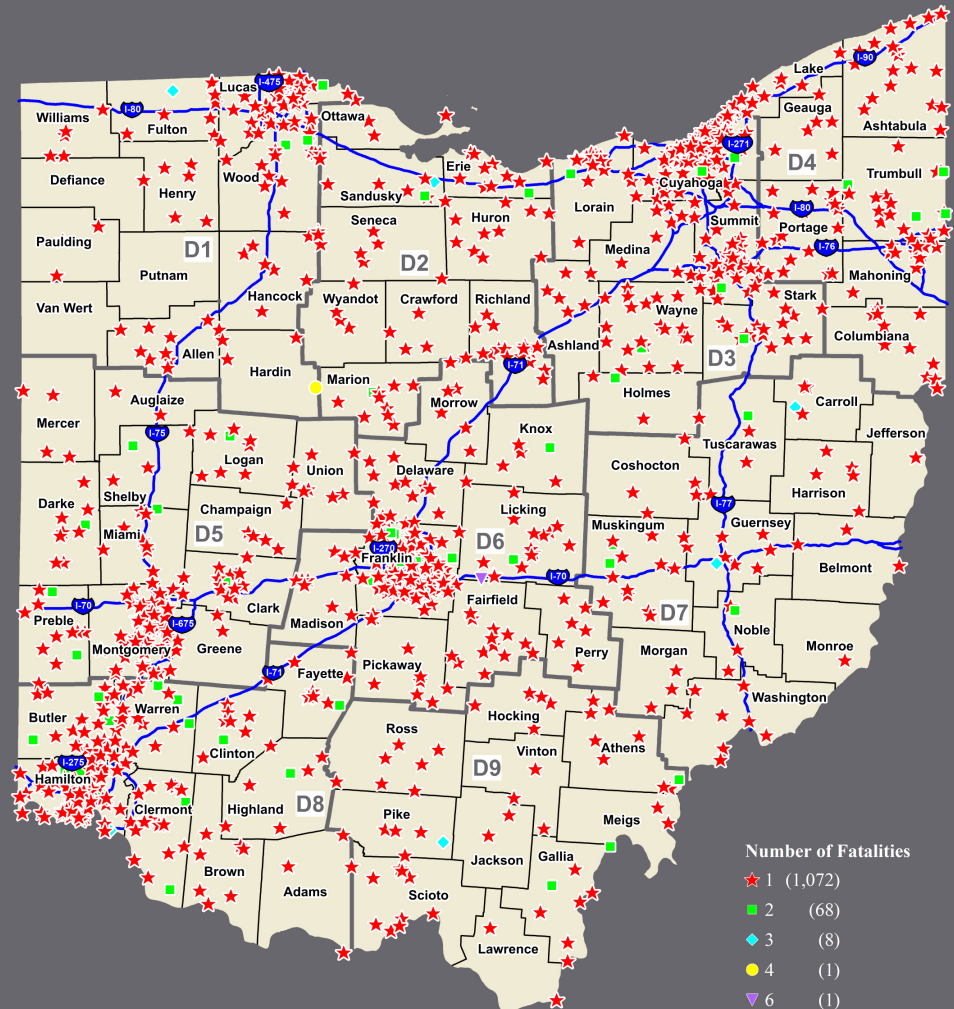
-- 2023 Summary Statistics and Maps --



# OHIO STATE HIGHWAY PATROL Fatal Traffic Crashes



- ✓ In 2023, there were 1,150 fatal traffic crashes resulting in 1,242 deaths in Ohio.
- ✓ These were 30 fewer fatal crashes (-3%) than occurred in 2022.
- ✓ Franklin (118), Cuyahoga (100), Hamilton (72), Montgomery (58) and Lucas (51) Counties led the state in fatal crashes.
- ✓ These 5 counties accounted for over one in three fatal crashes (399 or 35%) in Ohio.
- ✓ OSHP was the lead investigating agency in 507 fatal crashes (44%).

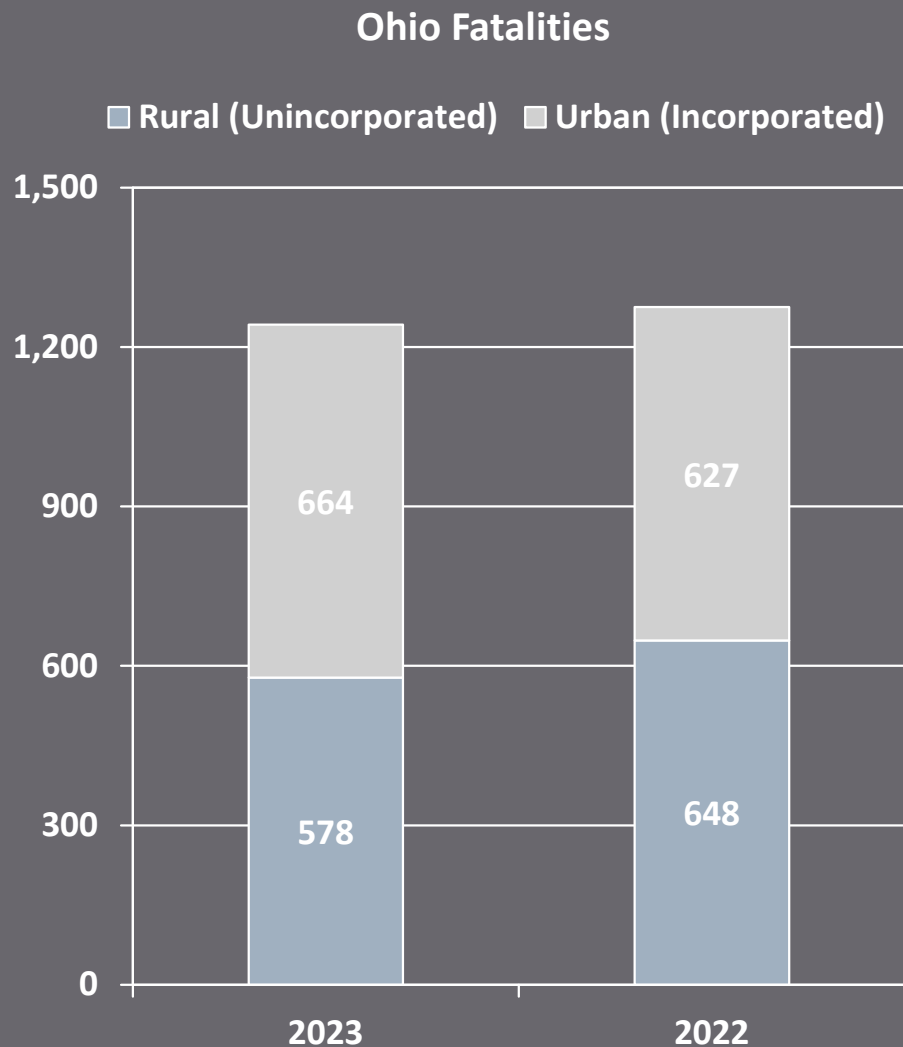




## Fatalities

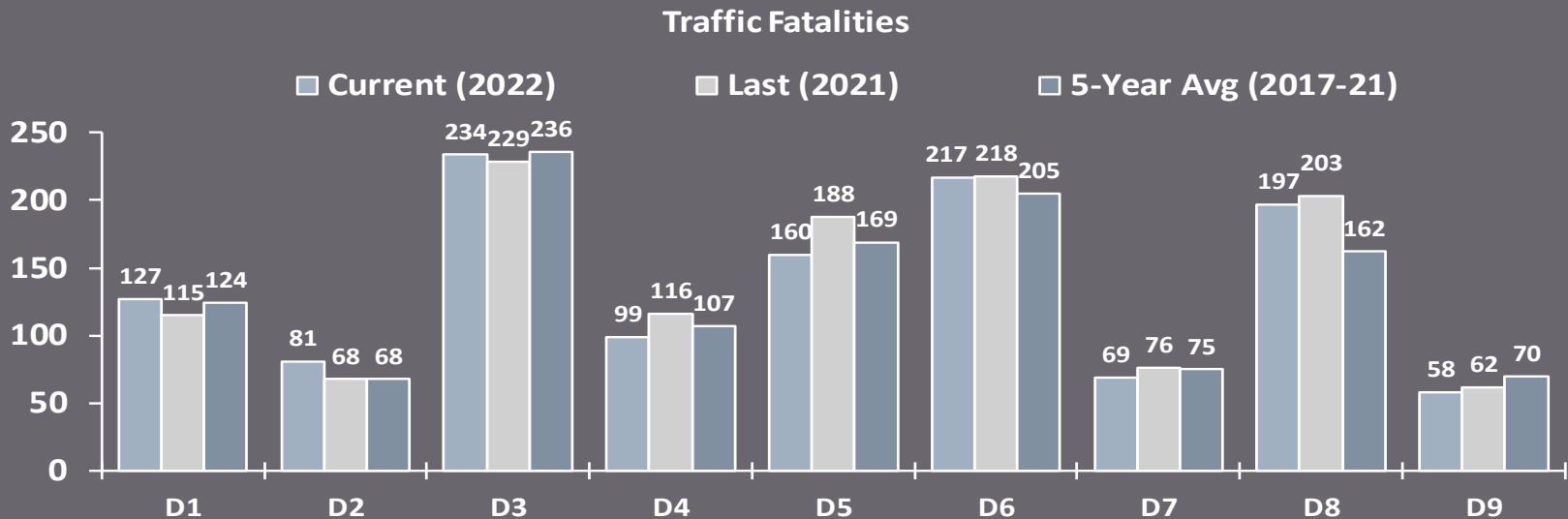


- ✓ In 2023, 1,242 people died in traffic-related crashes on Ohio roadways. These included 578 rural and 664 urban fatalities (47% and 53% respectively).
- ✓ These were 33 fewer fatalities (-3%) than occurred in 2022.
- ✓ In 2023, rural fatalities decreased by 70 (-11%) and urban fatalities increased by 37 (+6%) compared to 2022.



# OHIO STATE HIGHWAY PATROL

## Fatalities by District

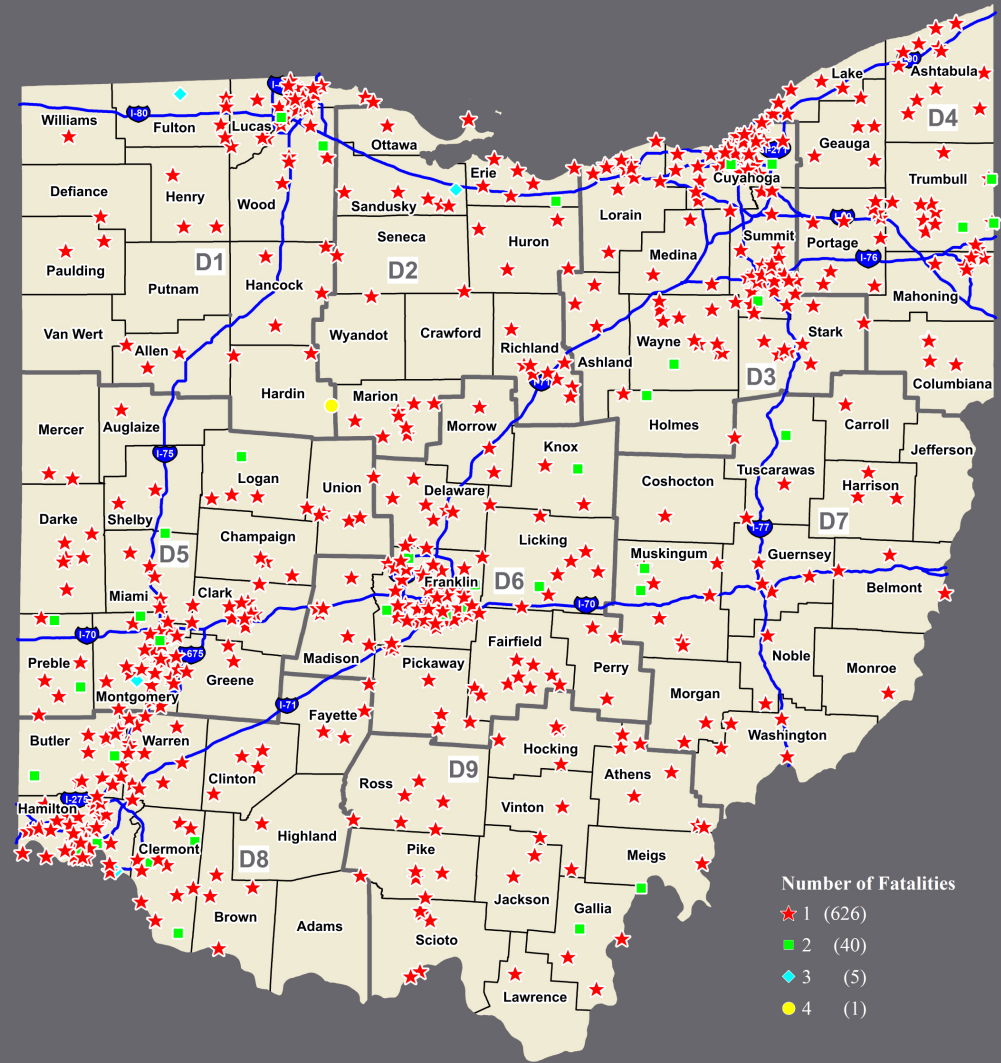


- ✓ In 2023, there were 1,242 fatalities in Ohio. This was 33 fewer fatalities (-3%) than in 2022 and 26 more fatalities (+2%) than the previous 5-year average (2017-2022).
- ✓ District 3 (234), District 6 (217), District 8 (197) and District 5 (160) led the state in fatalities.
- ✓ District 4 (-15%), District 5 (-15%), District 7 (-9%) and District 9 (-6%) all experienced declines in fatalities from 2022 to 2023.



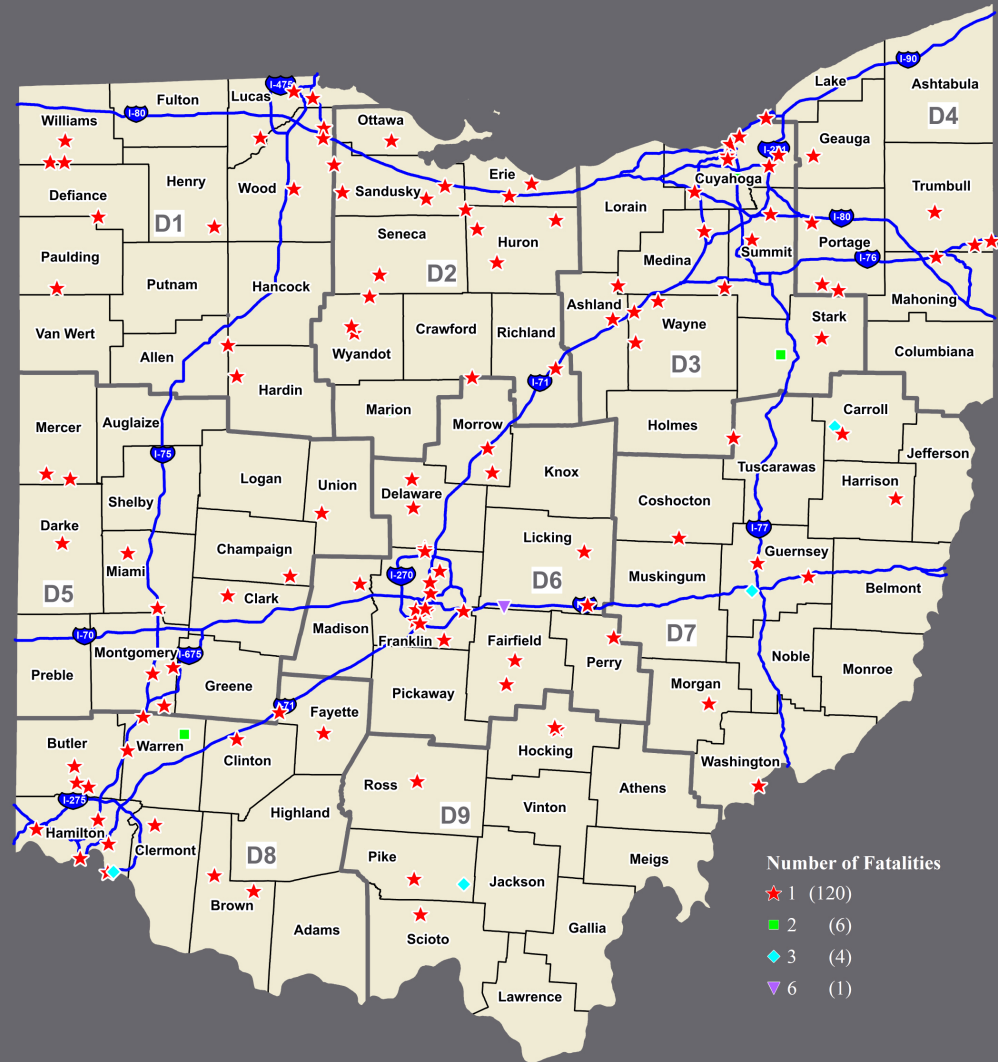
# OVI-Related Fatal Traffic Crashes

- ✓ In 2023, there were 672 OVI-related fatal crashes resulting in 725 deaths in Ohio. This included 299 rural (44%) and 373 urban (56%) OVI-related fatal crashes.
- ✓ Franklin (71), Cuyahoga (51), Hamilton (47), Montgomery (38), Summit (35) and Lucas (30) Counties led the state in OVI-related fatal crashes in 2023.
- ✓ OSHP was the lead investigating agency in 311 OVI-related fatal crashes (46%).



# Commercial-Involved Fatal Traffic Crashes

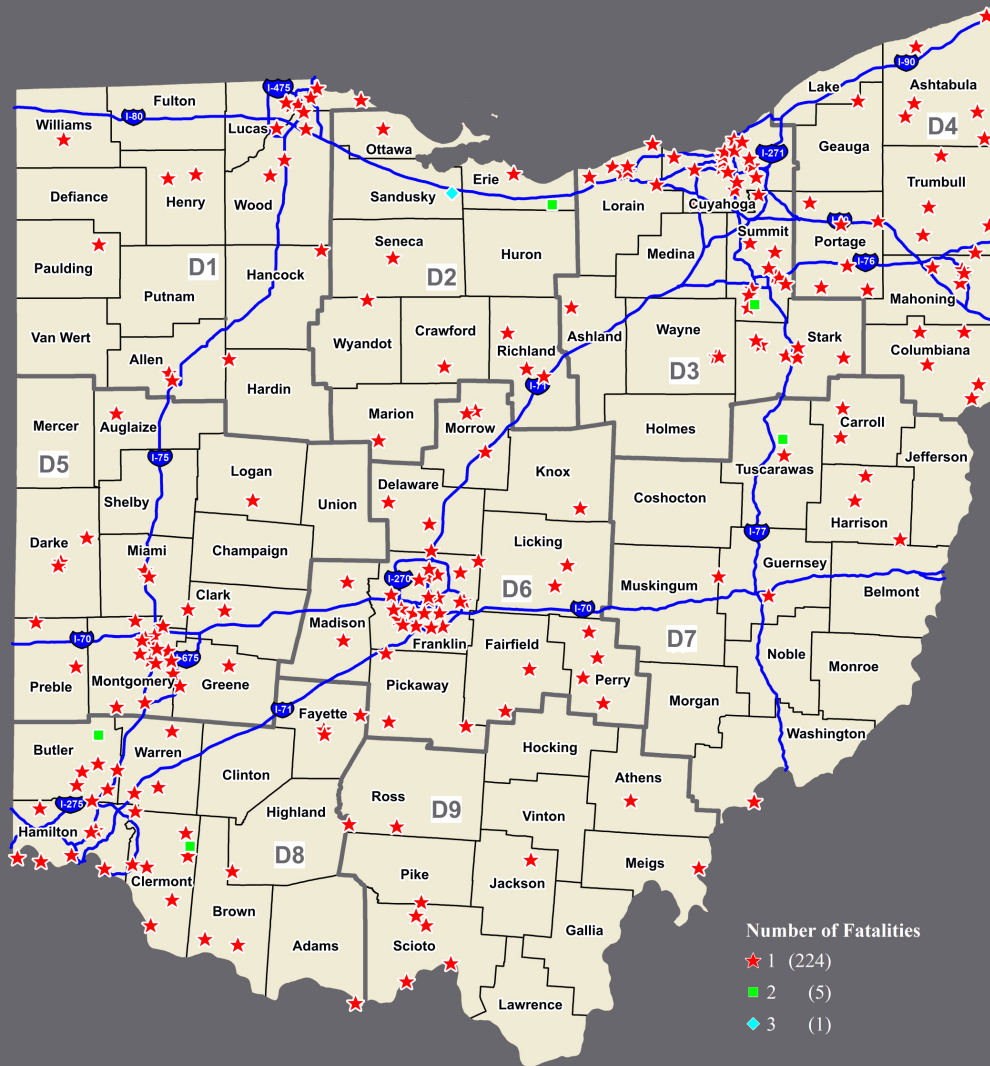
- ✓ In 2023, there were 131 commercial-involved fatal traffic crashes resulting in 186 deaths in Ohio. This included 79 rural (60%) and 52 urban (40%) fatal crashes.
- ✓ These were 34 fewer commercial-involved fatal crashes (-21%) than occurred in 2022.
- ✓ Franklin (11), Cuyahoga (10) and Hamilton (6) Counties led the state in commercial-involved fatal crashes in 2023.
- ✓ OSHP was the lead investigating agency in 80 commercial-involved fatal crashes (61%).



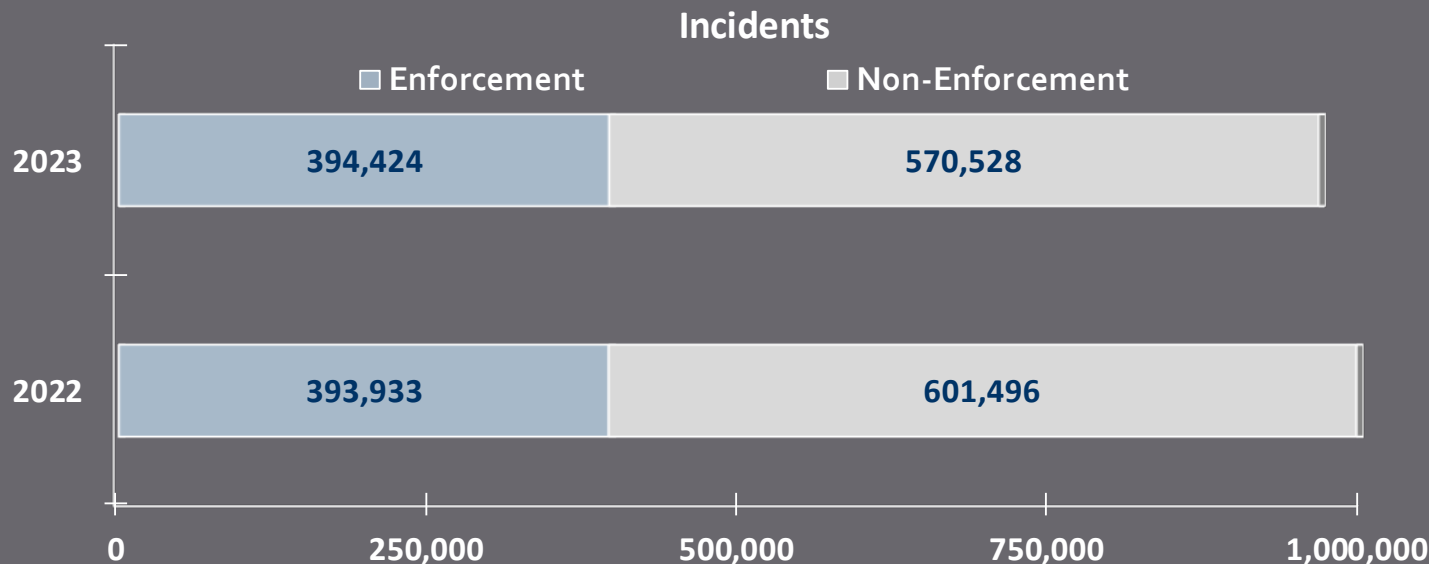


# Motorcycle-Involved Fatal Traffic Crashes

- ✓ In 2023, there were 230 motorcycle-involved fatal traffic crashes resulting in 237 deaths in Ohio. This included 102 rural (44%) and 128 urban (56%) fatal crashes.
- ✓ These were 21 more motorcycle-involved fatal crashes (+10%) than occurred in 2022.
- ✓ Franklin (25), Cuyahoga (19), Montgomery (14), and Summit (11) Counties led the state in motorcycle-involved fatal crashes in 2023.
- ✓ OSHP was the lead investigating agency in 109 motorcycle-involved fatal crashes (47%).



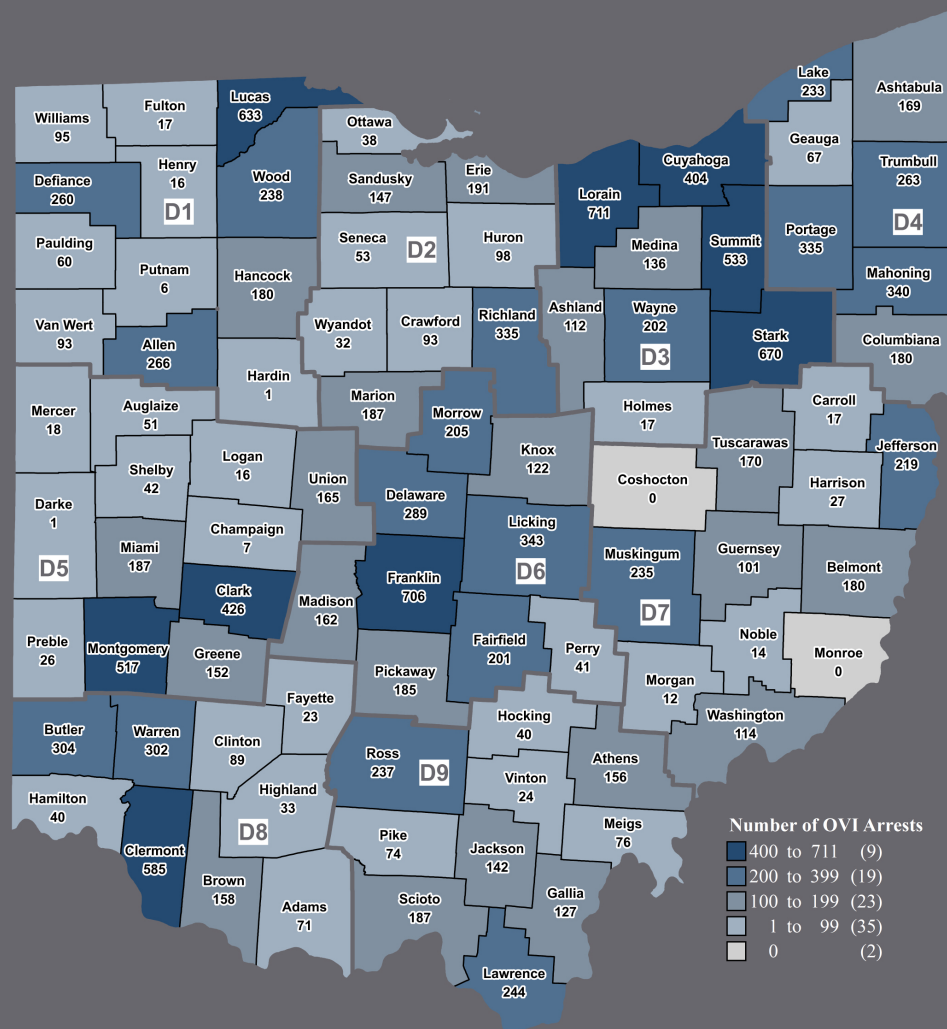
## Activity



- ✓ In 2023, Troopers were involved in 995,429 incidents. This included 394,424 enforcement and 570,528 non-enforcement incidents (41% and 59% respectively).
- ✓ Total incidents were down 30,477 (-3%) from 2022 levels. Enforcement incidents were up 491 (+<1%) and non-enforcement incidents were down 30,968 (-5%).

## Select Traffic Enforcement: OVI

- ✓ In 2023, Troopers made 15,274 OVI arrests.
- ✓ These were 236 more OVI arrests (+2%) than were made in 2022.
- ✓ OVI arrests by Troopers occurred most frequently in Lorain (711), Franklin (706), Stark (670), Lucas (633) and Clermont (585) Counties.
- ✓ These 5 counties accounted for over one in five OSHP OVI arrests (3,305 or 22%).
- ✓ In 2023, Montgomery (+295), Lucas (+266), Lorain (+211), Stark (+211) and Summit (+106) Counties saw the largest increases in OSHP OVI arrests from 2022 to 2023.
- ✓ Post 47 Elyria (697), Post 76 Canton (633), Post 13 Batavia (596), Post 57 Dayton (530) and Post 77 Akron (485) led the state in OVI arrests in 2023.
- ✓ In 2023, Post 57 Dayton (+285), Post 47 Elyria (+216) and Post 76 Canton (+192) recorded the largest increases in OVI arrests from 2022 to 2023.

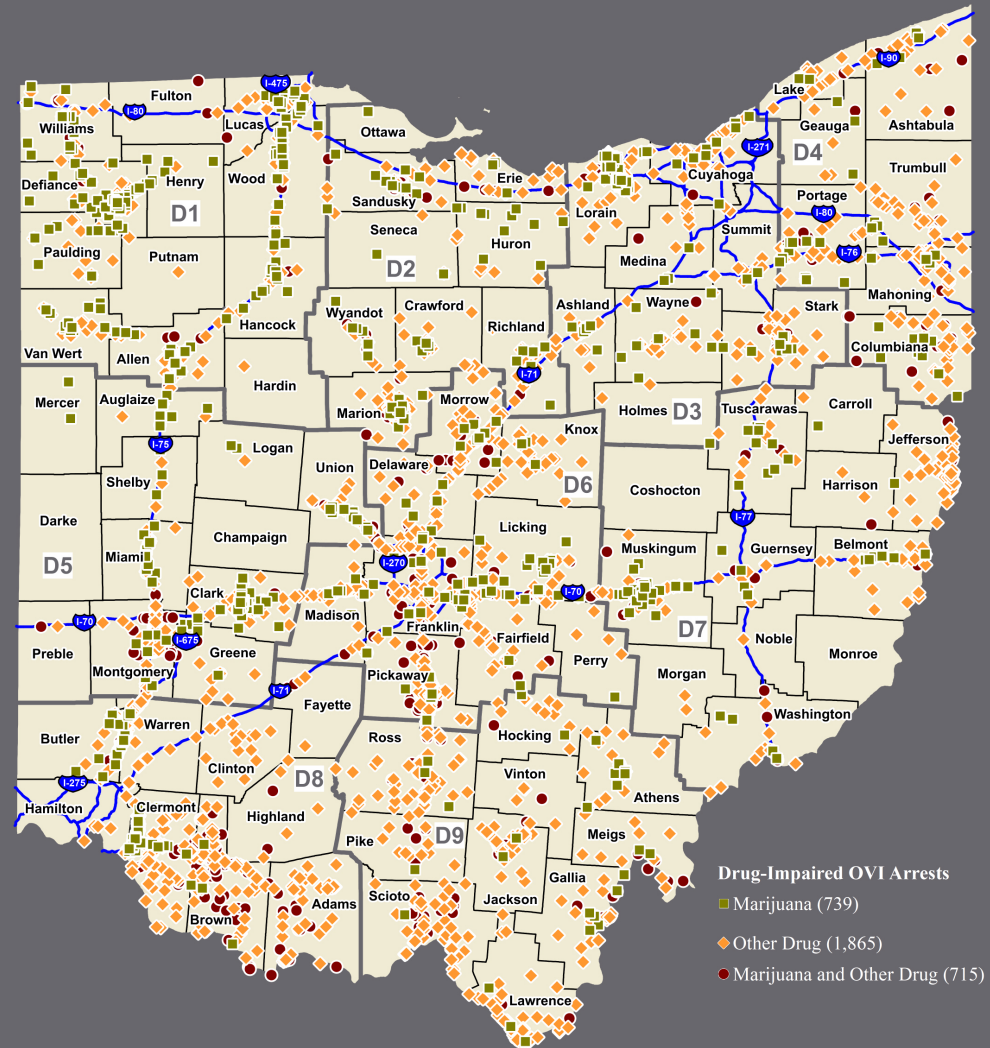


Note: All data is provisional as of 04/12/2024.



## Select Traffic Enforcement: Drug-Impaired OVI

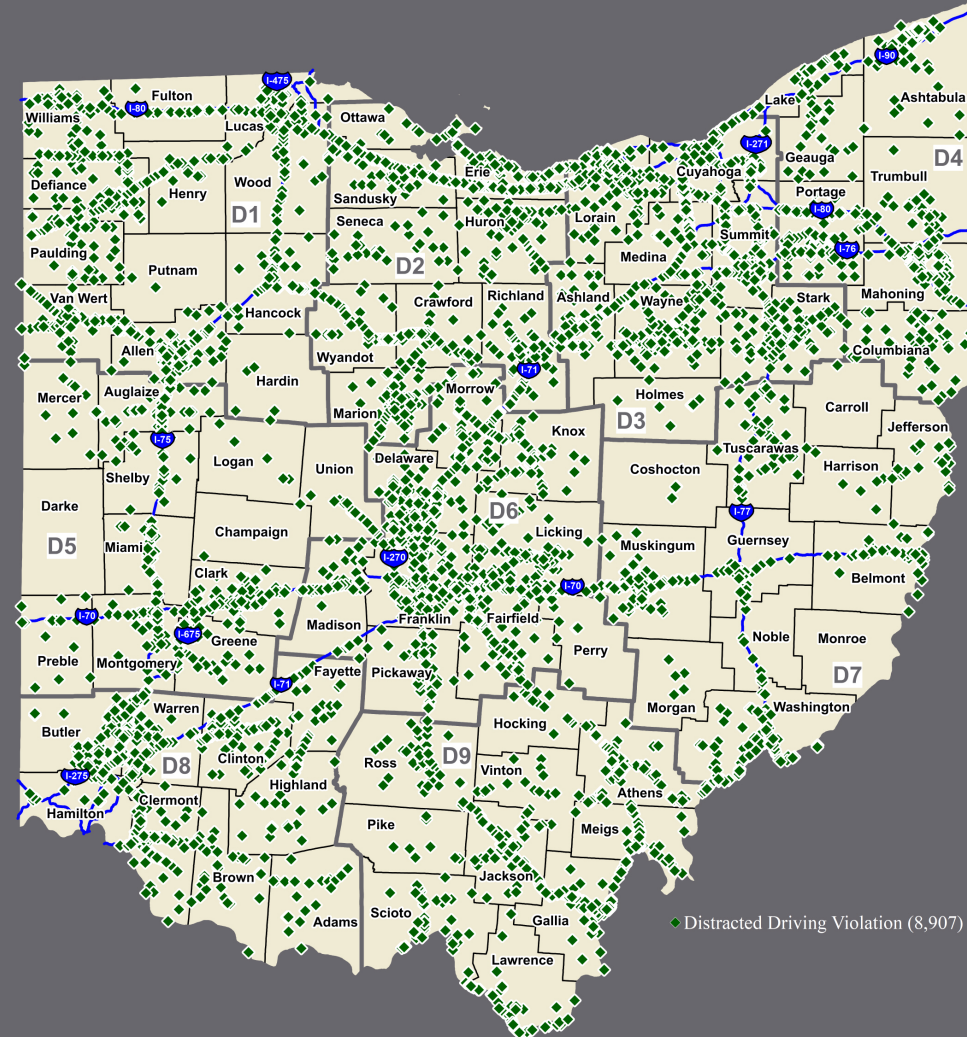
- ✓ In 2023, Troopers made 3,319 drug-impaired driving arrests. This included 739 marijuana-impaired arrests (22%), 1,865 other drug-impaired arrests (56%) and 715 marijuana and other drug-impaired arrests (22%).
- ✓ Drug-impaired driving arrests by Troopers occurred most frequently in Lorain (183), Clermont (156), Defiance (135), Montgomery (124) and Brown (123) Counties.
- ✓ These 5 counties accounted for one in five OSHP drug-impaired OVI arrests (598 or 20%).
- ✓ Post 20 Defiance (194), Post 08 Georgetown (185), Post 47 Elyria (183), Post 13 Batavia (154) and Post 59 Mt. Gilead (153) led the state in drug-impaired driving arrests in 2023.
- ✓ In 2023, over one in five OSHP OVI arrests involved a driver impaired by marijuana and/or another drug (3,319 or 22%).





## Select Traffic Enforcement: Distracted Driving

- ✓ In 2023, Troopers cited 8,907 motorists for distracted driving violations.
- ✓ These were 68 more distracted driving violations (+1%) than were made in 2022.
- ✓ Distracted driving violations were cited by Troopers most frequently in Cuyahoga (547), Lorain (425), Warren (404), Ashtabula (317) and Erie (281) Counties.
- ✓ These 5 counties accounted for over one in five OSHP distracted driving violations (1,974 or 22%).
- ✓ In 2023, Ashtabula (+280), Cuyahoga (+204) and Lorain (+202) Counties saw the largest increases in OSHP distracted driving violations from 2022 to 2023.
- ✓ Post 18 Cleveland (502), Post 20 Defiance (430) and Post 90 Milan (395) led the state in distracted driving violations in 2023.
- ✓ In 2023, Post 04 Ashtabula (+281) and Post 18 Cleveland (+247) recorded the largest increases in OSHP distracted driving violations from 2022 to 2023.

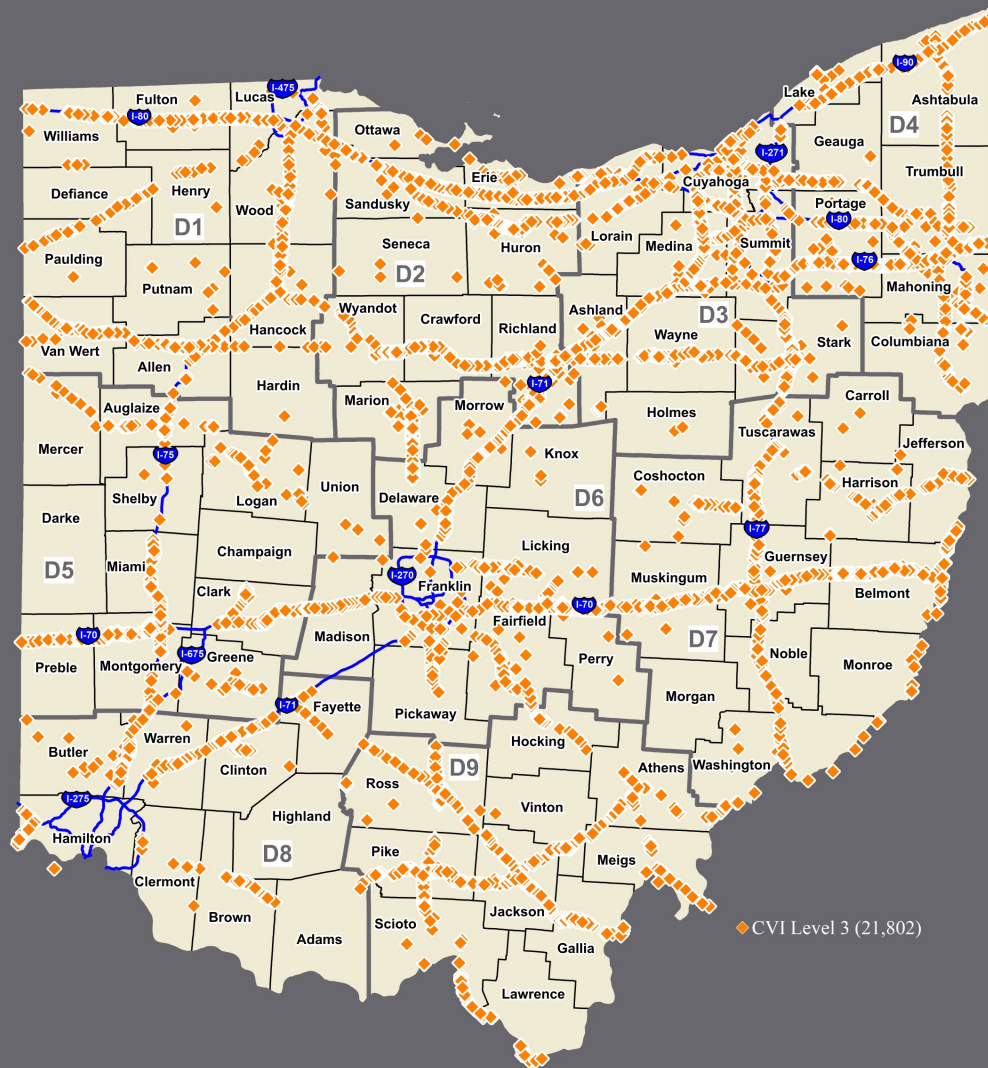






## Select Traffic Enforcement: Level 3 Inspections

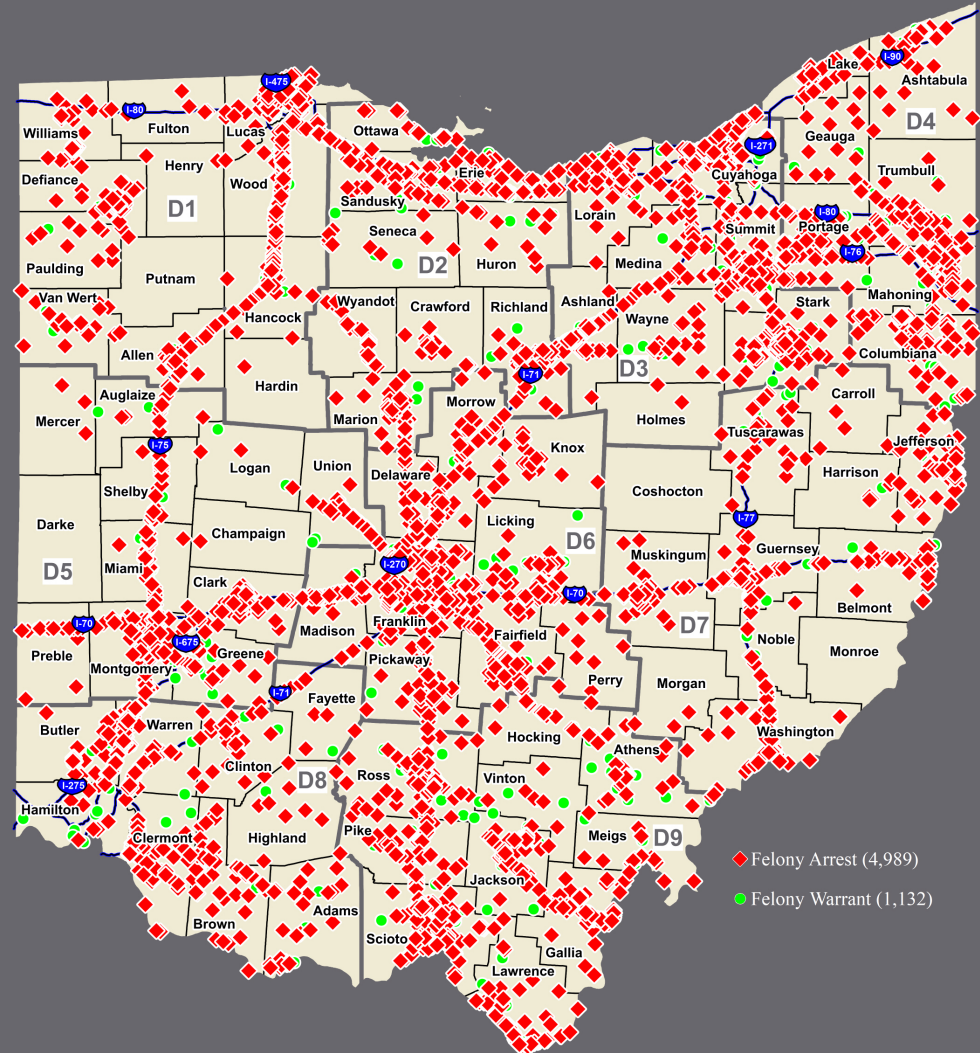
- ✓ In 2023, Troopers conducted 21,802 Level 3 commercial vehicle inspections.
- ✓ These were 274 fewer Level 3 commercial vehicle inspections (-1%) than were conducted in 2022.
- ✓ Level 3 commercial vehicle inspections occurred most frequently in Medina (1,459), Trumbull (1,317), Licking (1,166), Mahoning (925) and Richland (881) Counties.
- ✓ These 5 counties accounted for nearly one in three OSHP Level 3 commercial vehicle inspections (5,748 or 30%).
- ✓ In 2023, Licking (+494), Medina (+476) and Wyandot (+241) Counties saw the largest increases in OSHP Level 3 commercial vehicle inspections from 2022 to 2023.
- ✓ District 4 DHQ (2,859), District 2 DHQ (2,803) and District 3 DHQ (2,642) led the state in Level 3 commercial vehicle inspections in 2023.
- ✓ In 2023, Post 52 Medina (+342) and Post 50 Canfield (+280) recorded the largest increases in Level 3 commercial vehicle inspections from 2022 to 2023.





## Select Criminal Enforcement: Felons

- ✓ In 2023, Troopers made 6,121 felony stops. This included 4,989 felony arrests (82%) and 1,132 felony warrant apprehensions (18%).
- ✓ These were 11 more felony stops (+<1%) than were made in 2022.
- ✓ Felony stops occurred most frequently in Franklin (376), Cuyahoga (295), Summit (292), Wood (258) and Stark (213) Counties.
- ✓ These 5 counties accounted for nearly one in four OSHP felony stops (1,434 or 23%).
- ✓ In 2023, Montgomery (+84), Stark (+47) and Delaware (+38) Counties saw the largest increases in OSHP felony stops from 2022 to 2023.
- ✓ Post 87 Bowling Green (274), Post 76 Canton (196) and Post 47 Elyria (175) led the state in felony stops in 2023.
- ✓ In 2023, Post 57 Dayton (+84) and Post 87 Bowling Green (+53) recorded the largest increases in OSHP felony stops from 2022 to 2023.



## Select Criminal Enforcement: Drugs

- ✓ In 2023, Troopers made 8,214 drug arrests.
- ✓ These were 172 fewer drug arrests (-2%) than were made in 2022.
- ✓ Drug arrests occurred most frequently in Wood (409), Lorain (357), Ashland (289), Summit (244) and Portage (238) Counties.
- ✓ These 5 counties accounted for nearly one in five OSHP drug arrests (1,537 or 19%).
- ✓ In 2023, Lorain (+122), Montgomery (+101), Defiance (+82) and Lake (+76) Counties saw the largest increases in OSHP drug arrests from 2022 to 2023.
- ✓ Post 87 Bowling Green (418), Post 47 Elyria (329), Post 03 Ashland (309) and Post 20 Defiance (257) led the state in drug arrests in 2023.
- ✓ In 2023, Post 20 Defiance (+113), Post 47 Elyria (+112) and Post 90 Milan (+97) recorded the largest increases in OSHP drug arrests from 2022 to 2023.

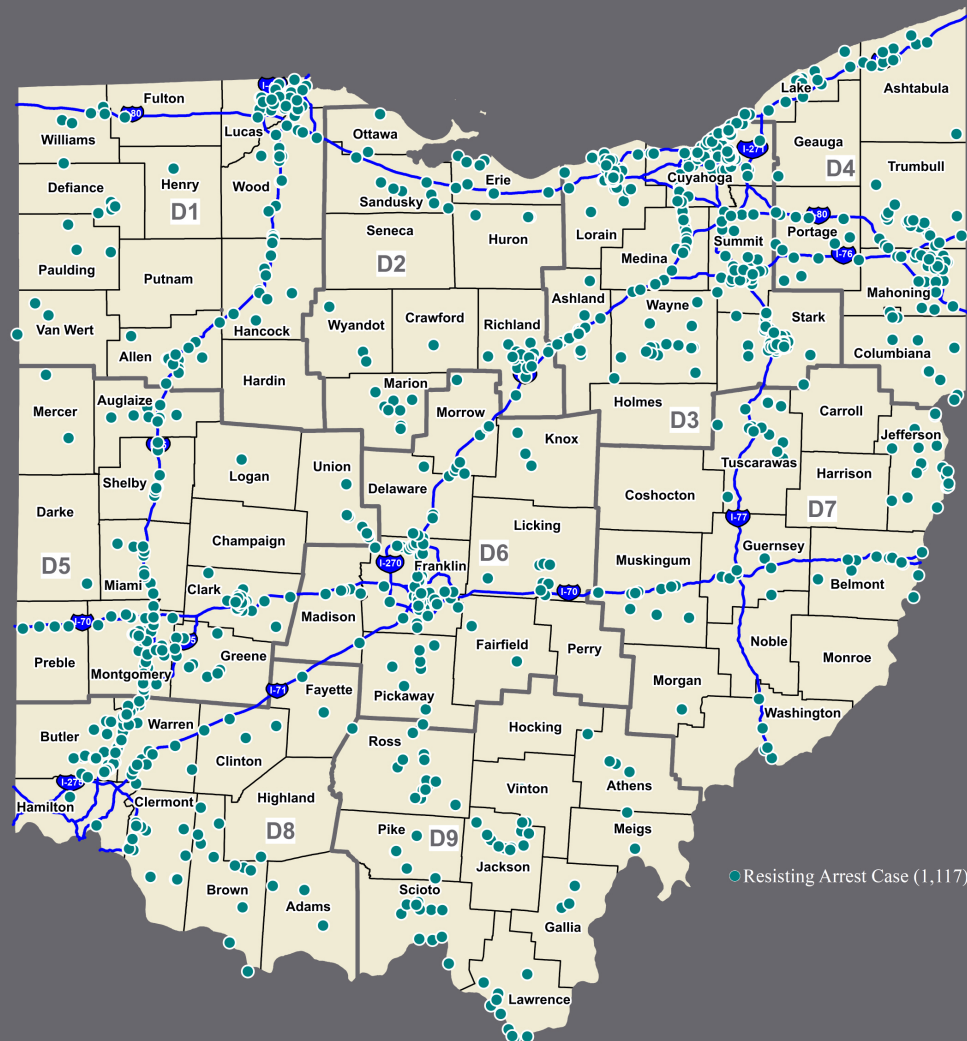






## Select Criminal Enforcement: Resisting Arrest

- ✓ In 2023, Troopers were involved in 1,117 response-to-resistance cases.
- ✓ These were 69 fewer response-to-resistance cases (+7%) than were made in 2022.
- ✓ Resisting arrest cases occurred most frequently in Cuyahoga (146), Stark (69), Montgomery (59), Lorain (52) and Summit (48) Counties.
- ✓ These 5 counties accounted for one in three response-to-resistance cases (374 or 33%).
- ✓ In 2023, Cuyahoga (+44), Stark (+37) and Montgomery (+24) Counties saw the largest increases in OSHP resisting arrest cases from 2022 to 2023.
- ✓ Post 18 Cleveland (85), Post 76 Canton (69), Post 47 Elyria (59) and Post 57 Dayton (59) led the state in resisting arrest cases in 2023.
- ✓ In 2023, Post 76 Canton (+34) and Post 57 Dayton (+26) recorded the largest increases in resisting arrest cases from 2022 to 2023.



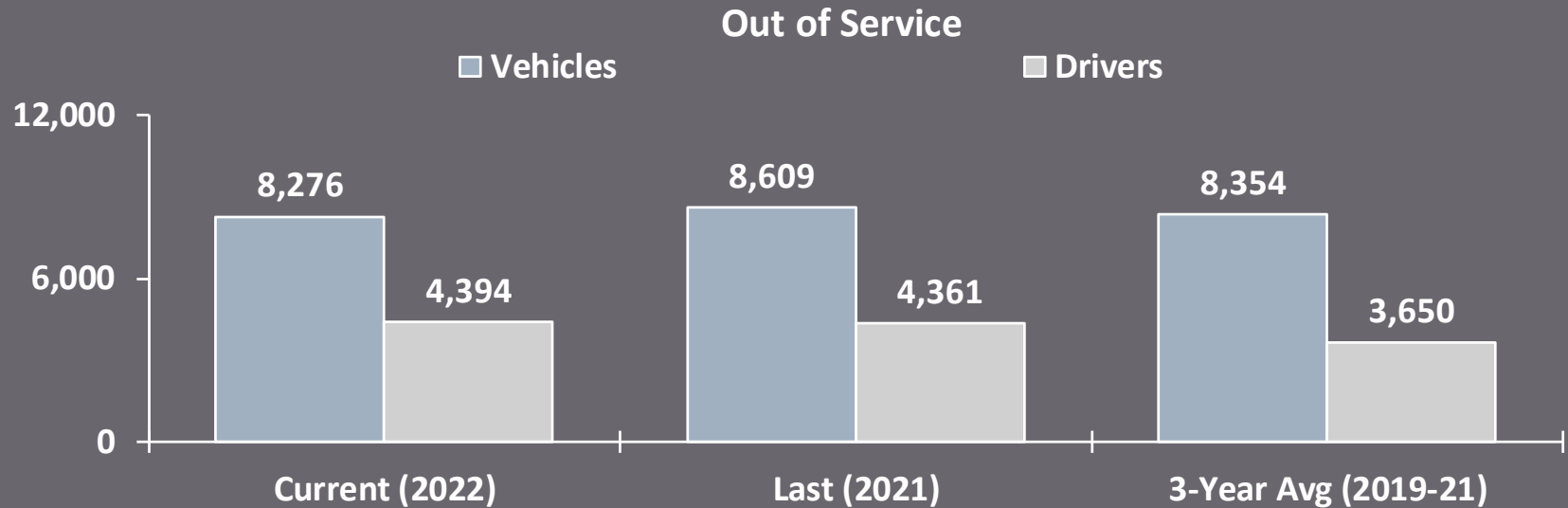
# Ohio Investigative Unit: Cases

Violation Type	Current (2023)	Last (2022)	Diff. (2023-2022)	% Change (2023-2022)
Total Cases	1622	2253	-631	-28%
Alcohol Violations	373	321	52	16%
Drug Violations	393	498	-105	-21%
Tobacco Violations	105	104	1	1%
SNAP/WIC Violations	146	140	6	4%
Trace-Back Investigations	125	190	-65	-34%
Assisting Other Agencies	392	336	56	17%
Business Violations	1622	2253	-631	-28%

- ✓ In 2023, OIU investigated 3,251 cases. These were 714 less cases (-18%) than were investigated in 2022.
- ✓ In 2023, cases involving Business Violations (+17%) and Drug Violations (+16%) experienced the largest increases from 2022 to 2023.



# Motor Carrier Enforcement



- ✓ In 2023, motor carrier inspections resulted in 8,276 commercial vehicles and 4,394 commercial vehicle drivers being placed out of service.
- ✓ The number of commercial vehicles placed out of service was down 333 (-4%) compared to 2022 and down 78 (-1%) from the previous 3-year average (2019-21).
- ✓ The number of commercial vehicle drivers placed out of service was up 33 (+1%) compared to 2022 and up 744 (+20%) from the previous 3-year average (2019-21).

# Commercial Motor Vehicle: Scales

Weight Enforcement	Annual Totals			Change (+/-)	
	Current (2023)	Last (2022)	3-Year Avg. (2019-21)	2023 to 2022	2023 to 3-Year Avg.
Platform – Trucks Weighed	1,221,018	1,654,692	1,941,089	-433,674 (-26%)	-720,071 (-37%)
Platform – Trucks Overweight	2,125	2,105	2,742	+20 (+1%)	-617 (-23%)
Portable – Trucks Weighed	1,758	2,209	2,393	-451 (-20%)	-635 (-27%)
Portable – Trucks Overweight	1,516	1,892	2,024	-376 (-20%)	-508 (-25%)

- ✓ In 2023, the Patrol weighed 1,221,018 commercial motor vehicles on platform scales. These were 26% fewer than in 2022 and 37% fewer than the previous 3-year average (2019-21). The number of overweight trucks detected with platform scales increased 1% compared to 2022 and dropped 23% from the previous 3-year average (2019-21).
- ✓ In 2023, OSHP weighed 1,758 vehicles with portable scales, 20% fewer than in 2022 and 27% fewer than the previous 3-year average (2019-21). The number of overweight vehicles identified with portable scales was down 20% from 2022 levels, and down 25% compared to the previous 3-year average (2019-21).

## **APPENDIX A: STATE SUMMARY DATA**



# Statewide Activity Comparison (2019–2023)

## OSHP Traffic Safety Activity

YEAR	Enforcement Stops	Non Enforcement Stops	OVI Arrests	Distracted Driving Citations	Safety Belt Citations	CMV* Traffic Citations	Motorist Assists	Violation Warnings
2019	556,696	805,886	22,525	8,538	104,149	32,179	208,374	404,892
2020	364,682	710,096	16,532	9,338	57,003	20,179	175,851	261,338
2021	440,645	692,764	18,600	11,650	73,150	23,883	161,628	295,895
2022	393,933	601,496	15,038	8,839	59,164	37,676	152,682	250,985
2023	394,424	570,523	15,274	8,907	54,870	46,784	129,067	250,335

CMV = Commercial Motor Vehicle. Data is provisional as of 04/12/2024.

## OSHP Crime Enforcement

YEAR	Cases	Felony Arrests	Felony Warrants	Misdemeanor Warrants	Misdemeanor Summons	Drug Arrests	Illegal Weapon Arrests	Identity Theft Arrests	Resisting Arrest Cases
2019	21,589	6,217	1,621	5,084	13,165	13,570	941	130	980
2020	20,192	6,142	1,371	3,817	11,564	12,009	1,229	106	1,147
2021	22,004	7,052	1,611	4,697	11,989	12,528	1,581	101	1,299
2022	15,891	4,927	1,183	3,953	8,149	8,386	1,055	80	1,048
2023	15,904	4,989	1,132	3,869	7,907	8,214	1,031	75	1,117

Data is provisional as of 04/12/2024.



# 2023 Ohio State Highway Patrol Activity by District

## 2023 OSHP Traffic Safety Activity

District	Enforcement Stops	Non Enforcement Stops	Crashes Investigated	OVI Arrests	DUS* Citations	Distracted Driving Citations	Seat Belt Citations	CMV* Traffic Citations	Motorist Assists	Violation Warnings
District 1	38,418	63,005	4,934	1,859	1,991	1,034	5,890	5,386	15,293	29,483
District 2	42,542	71,687	5,409	1,199	1,976	1,047	4,028	6,183	14,111	23,522
District 3	61,864	69,256	6,360	2,745	3,487	1,899	13,500	6,270	11,985	40,148
District 4	41,392	72,826	7,457	1,604	1,770	913	4,894	6,203	15,984	33,502
District 5	37,093	59,694	5,208	1,607	2,691	424	3,146	3,678	14,123	24,700
District 6	56,626	71,406	6,022	2,254	3,706	1,232	7,469	5,767	17,716	32,600
District 7	32,206	51,740	5,935	1,087	1,756	518	3,902	5,766	14,478	15,327
District 8	46,744	54,325	5,549	1,613	2,813	1,123	5,438	4,223	12,205	27,336
District 9	37,539	56,584	5,848	1,306	2,109	717	6,603	3,308	13,172	23,717
<b>Total</b>	<b>394,424</b>	<b>570,523</b>	<b>52,722</b>	<b>15,274</b>	<b>22,299</b>	<b>8,907</b>	<b>54,870</b>	<b>46,784</b>	<b>129,067</b>	<b>250,335</b>

\*DUS = Driving Under Suspension; CMV = Commercial Motor Vehicle. Data is provisional as of 04/12/2024.

## 2023 OSHP Crime Enforcement

District	Cases	Felony Arrests	Felony Warrants	Misdemeanor Warrants	Misdemeanor Summons	Drug Arrests	Illegal Weapon Arrests	Identity Theft Arrests	Resisting Arrest Cases
District 1	2,147	619	90	268	1,233	1,292	104	9	107
District 2	1,690	373	72	408	849	855	79	10	60
District 3	2,640	908	225	885	1,355	1,398	239	10	361
District 4	1,720	516	127	282	979	1,017	136	2	104
District 5	1,382	398	97	251	722	694	79	9	142
District 6	2,519	880	155	436	974	1,051	159	13	85
District 7	1,167	373	94	230	649	662	73	9	73
District 8	1,403	391	113	637	699	688	87	8	119
District 9	1,236	531	159	472	447	557	75	5	66
<b>Total</b>	<b>15,904</b>	<b>4,989</b>	<b>1,132</b>	<b>3,869</b>	<b>7,907</b>	<b>8,214</b>	<b>1,031</b>	<b>75</b>	<b>1,117</b>





# Additional State Totals

2023 OSHP Calls for Service	
Traffic Stop	575,440
Routine/Other Duties	136,062
Disabled Vehicle	92,205
Crashes	73,333
Road Hazards	53,456
Reckless/OVI	63,298
Investigations	26,088
Drug Courier	938
Violence-Related	6,728
Warrant/Wanted Person	2,728
<b>Total</b>	<b>1,030,276</b>

Source: Computer-Aided Dispatch System (CAD) and Premier One Dispatch System. Data is provisional as of 04/12/2024.

Sworn OSHP Personnel	
Colonel	1
Lt. Colonel	2
Major	6
Captain	20
Staff Lieutenant	38
Lieutenant	102
Sergeant	296
Trooper	878
<b>Total</b>	<b>1,343</b>

Source: PeopleSoft Database. 2023 personnel numbers as of 6/30/2023.

Crashes by Investigating Agency and Crash Severity				
Investigating Agency		Fatal	Injury	PDO
OSP	Rural	441	13,928	33,796
	Urban	68	1,215	3,333
CSO	Rural	138	5,898	20,224
	Urban	37	1,184	4,051
Other	Rural	36	4,776	15,597
	Urban	430	36,898	110,571
<b>Total</b>		<b>1,150</b>	<b>63,899</b>	<b>187,572</b>

Source: DPS Electronic Crash Database.

**APPENDIX B: DISTRICT SUMMARY SHEETS**

# District 1



2023 Calls for Service by Type	
Traffic Stop	59,344
Routine/Other Duties	12,751
Disabled Vehicle	10,768
Crashes	6,276
Road Hazards	5,058
Reckless/OVI	5,207
Investigations	3,937
Drug Courier	48
Violence-Related	395
Warrant/Wanted Person	192
<b>Total:</b>	<b>103,976</b>

2023 Sworn OSHP Personnel	
Captain	1
Staff Lieutenant	2
Lieutenant	9
Sergeant	29
Trooper	86
<b>Total:</b>	<b>127</b>

2023 Incidents by Municipality (Top 5)	
Toledo City	6,675
Springfield Township	4,128
Findlay City	3,727
Bath Township	3,361
Allen Township	3,324
Other (remaining municipalities' sum)	122,587
<b>Total:</b>	<b>143,802</b>

2023 Crashes by Investigating Agency and Crash Severity				
Investigating Agency		Fatal Crashes	Injury Crashes	PDO/Unknown
OSHP	Rural	36	1,261	3,110
	Urban	5	128	329
CSO	Rural	22	712	4,116
	Urban	2	59	254
Other PD	Rural	3	327	1,102
	Urban	48	3,378	11,315
<b>Total:</b>		<b>116</b>	<b>5,865</b>	<b>20,226</b>

2023 Assists to Other Agencies (Top 5) <sup>1</sup>	
Toledo PD	485
Wood CSO	384
Lucas CSO	294
Allen CSO	283
Hancock CSO	239
Other (remaining municipalities' sum)	2,240
<b>Total:</b>	<b>3,925</b>

## 2023 OSHP Traffic Safety Enforcement

OSP POST	Enforcement Stops	Non Enforcement Stops	Crashes Inv.	OVI Arrests	DUS <sup>2</sup> Citations	Distracted Driving Violations	Safety Belt Citations	CMV <sup>2</sup> Traffic Citations	Motorist Assists	Violation Warnings
00 DHQ	1,537	3,073	19	2	12	6	94	1,351	686	698
02 Lima	5,159	8,486	1,160	260	339	183	822	137	1,535	3,513
20 Defiance	5,463	7,859	745	379	410	430	1,473	605	1,612	5,867
32 Findlay	6,409	8,663	567	190	228	53	801	461	2,720	4,464
48 Toledo	5,242	6,206	1,208	400	563	56	1,095	246	2,107	3,750
81 Van Wert	4,416	7,049	295	157	191	164	564	959	1,033	3,143
87 Bowling Green	4,775	10,350	424	449	211	85	579	349	2,189	5,338
89 Swanton	5,417	11,319	516	22	37	57	462	1,278	3,411	2,710
<b>Total:</b>	<b>38,418</b>	<b>63,005</b>	<b>4,934</b>	<b>1,859</b>	<b>1,991</b>	<b>1,034</b>	<b>5,890</b>	<b>5,386</b>	<b>15,293</b>	<b>29,483</b>

## 2023 OSHP Crime Enforcement

OSP POST	Cases	Felony Arrests	Felony Warrants	Misdemeanor Warrants	Misdemeanor Summons	Drug Arrests	Illegal Weapon Arrests	Identity Theft Arrests	Resisting Arrests
00 DHQ	208	37	2	10	39	50	2	0	2
02 Lima	217	52	12	39	136	116	7	0	14
20 Defiance	322	89	8	29	263	257	20	6	10
32 Findlay	287	83	8	42	180	214	8	0	10
48 Toledo	239	67	22	70	115	117	23	0	26
81 Van Wert	147	35	3	6	102	98	9	0	6
87 Bowling Green	610	242	32	64	373	418	35	2	31
89 Swanton	117	14	3	8	25	22	0	1	8
<b>Total:</b>	<b>2,147</b>	<b>619</b>	<b>90</b>	<b>268</b>	<b>1,233</b>	<b>1,292</b>	<b>104</b>	<b>9</b>	<b>107</b>

-- All 2023 crash and activity data is provisional as of the run date of 4/12/2024 --

<sup>1</sup> Assistance to other agencies includes support that is directly (on-scene support on public or private property) or indirectly (referrals to other agencies) provided by OSHP personnel. Does not include assistance to non-law enforcement agencies, non-identified agencies, or other OSHP Posts.

<sup>2</sup> DUS = Driving under a suspended license; CMV = Commercial motor vehicle.

# District 2



2023 Calls for Service by Type	
Traffic Stop	58,826
Routine/Other Duties	22,777
Disabled Vehicle	9,242
Crashes	6,670
Road Hazards	5,087
Reckless/OVI	6,046
Investigations	2,029
Drug Courier	236
Violence-Related	1,020
Warrant/Wanted Person	320
<b>Total:</b>	<b>112,253</b>

2023 Sworn OSHP Personnel	
Captain	1
Staff Lieutenant	2
Lieutenant	7
Sergeant	28
Trooper	85
<b>Total:</b>	<b>123</b>

2023 Incidents by Municipality (Top 5)	
Marion Township	8,874
Mansfield Township	5,686
Mifflin Township	4,466
Riley Township	4,239
Washington Township	3,913
Other (remaining municipalities' sum)	129,016
<b>Total:</b>	<b>156,194</b>

2023 Crashes by Investigating Agency and Crash Severity				
Investigating Agency		Fatal Crashes	Injury Crashes	PDO/Unknown
OSHP	Rural	54	1,227	3,550
	Urban	6	94	230
CSO	Rural	4	290	1,391
	Urban	4	170	800
Other PD	Rural	1	126	462
	Urban	8	924	3,353
<b>Total:</b>		<b>77</b>	<b>2,831</b>	<b>9,786</b>

2023 Assists to Other Agencies (Top 5) <sup>1</sup>	
Mansfield PD	362
Richland CSO	335
Erie CSO	305
Sandusky CSO	284
Marion CSO	269
Other (remaining municipalities' sum)	2,288
<b>Total:</b>	<b>3,843</b>

## 2023 OSHP Traffic Safety Enforcement

OSP POST	Enforcement Stops	Non Enforcement Stops	Crashes Inv.	OVI Arrests	DUS <sup>2</sup> Citations	Distracted Driving Violations	Safety Belt Citations	CMV <sup>2</sup> Traffic Citations	Motorist Assists	Violation Warnings
00 DHQ	3,817	5,932	17	0	22	15	58	3,429	814	854
17 Bucyrus	5,989	11,513	358	127	297	178	647	696	1,677	4,474
22 Sandusky	6,368	7,591	426	188	227	91	418	229	1,969	3,246
39 Norwalk	4,015	6,426	661	149	208	114	778	226	1,157	4,584
51 Marion	5,003	12,239	998	189	442	143	916	463	1,636	3,219
70 Mansfield	5,626	11,654	1,542	323	381	72	519	125	2,416	3,031
72 Fremont	3,617	5,157	675	143	172	39	379	123	1,461	2,109
90 Milan	8,107	11,175	732	80	227	395	313	892	2,981	2,005
<b>Total:</b>	<b>42,542</b>	<b>71,687</b>	<b>5,409</b>	<b>1,199</b>	<b>1,976</b>	<b>1,047</b>	<b>4,028</b>	<b>6,183</b>	<b>14,111</b>	<b>23,522</b>

## 2023 OSHP Crime Enforcement

OSP POST	Cases	Felony Arrests	Felony Warrants	Misdemeanor Warrants	Misdemeanor Summons	Drug Arrests	Illegal Weapon Arrests	Identity Theft Arrests	Resisting Arrests
00 DHQ	350	57	5	2	55	95	3	2	3
17 Bucyrus	169	41	3	64	113	106	12	2	5
22 Sandusky	138	40	18	50	69	69	9	1	6
39 Norwalk	106	18	7	56	63	58	7	0	1
51 Marion	223	51	8	55	147	129	11	1	10
70 Mansfield	243	65	11	112	125	114	15	2	22
72 Fremont	214	44	9	28	150	144	12	1	6
90 Milan	247	57	11	41	127	140	10	1	7
<b>Total:</b>	<b>1,690</b>	<b>373</b>	<b>72</b>	<b>408</b>	<b>849</b>	<b>855</b>	<b>79</b>	<b>10</b>	<b>60</b>

-- All 2023 crash and activity data is provisional as of the run date of 4/12/2024 --

<sup>1</sup> Assistance to other agencies includes support that is directly (on-scene support on public or private property) or indirectly (referrals to other agencies) provided by OSHP personnel. Does not include assistance to non-law enforcement agencies, non-identified agencies, or other OSHP Posts.

<sup>2</sup> DUS = Driving under a suspended license; CMV = Commercial motor vehicle.

# District 3



2023 Sworn OSHP Personnel	
Captain	1
Staff Lieutenant	3
Lieutenant	9
Sergeant	33
Trooper	108
<b>Total:</b>	<b>154</b>

2023 Crashes by Investigating Agency and Crash Severity				
Investigating Agency		Fatal Crashes	Injury Crashes	PDO/Unknown
OSHP	Rural	55	1,765	3,862
	Urban	18	330	968
CSO	Rural	4	592	2,068
	Urban	1	238	941
Other PD	Rural	4	782	2,722
	Urban	143	11,674	34,086
<b>Total:</b>		<b>225</b>	<b>15,381</b>	<b>44,647</b>

2023 Calls for Service by Type	
Traffic Stop	95,959
Routine/Other Duties	20,451
Disabled Vehicle	10,252
Crashes	10,289
Road Hazards	7,065
Reckless/OVI	8,709
Investigations	3,734
Drug Courier	54
Violence-Related	709
Warrant/Wanted Person	719
<b>Total:</b>	<b>157,941</b>

2023 Incidents by Municipality (Top 5)	
Akron City	8,151
Montgomery Township	7,433
Cleveland City	6,974
Canton City	5,982
Brunswick Hills Township	5,905
Other (remaining municipalities' sum)	130,152
<b>Total:</b>	<b>164,597</b>

2023 Assists to Other Agencies (Top 5) <sup>1</sup>	
Canton PD	953
Akron PD	812
Summit CSO	666
Medina CSO	561
Cleveland PD	467
Other (remaining municipalities' sum)	5,851
<b>Total:</b>	<b>9,310</b>

## 2023 OSHP Traffic Safety Enforcement

OSP POST	Enforcement Stops	Non Enforcement Stops	Crashes Inv.	OVI Arrests	DUS <sup>2</sup> Citations	Distracted Driving Violations	Safety Belt Citations	CMV <sup>2</sup> Traffic Citations	Motorist Assists	Violation Warnings
00 DHQ	6,764	6,322	17	37	145	85	596	4,137	638	2,506
03 Ashland	8,195	9,896	579	128	304	180	1,240	302	1,740	4,914
18 Cleveland	7,905	5,091	391	364	639	502	1,422	96	975	4,028
47 Elyria	7,331	10,932	1,366	697	742	304	1,737	166	1,697	5,130
52 Medina	9,009	11,228	733	144	222	162	2,225	540	2,137	6,309
76 Canton	6,936	8,413	1,827	633	687	235	1,632	150	1,879	5,131
77 Akron	7,453	9,002	313	485	484	160	1,735	647	1,042	5,177
85 Wooster	8,271	8,372	1,134	257	64	271	2,913	232	1,877	6,953
<b>Total:</b>	<b>61,864</b>	<b>69,256</b>	<b>6,360</b>	<b>2,745</b>	<b>3,287</b>	<b>1,899</b>	<b>13,500</b>	<b>6,270</b>	<b>11,985</b>	<b>40,148</b>

## 2023 OSHP Crime Enforcement

OSP POST	Cases	Felony Arrests	Felony Warrants	Misdemeanor Warrants	Misdemeanor Summons	Drug Arrests	Illegal Weapon Arrests	Identity Theft Arrests	Resisting Arrests
00 DHQ	494	168	33	25	71	112	35	0	56
03 Ashland	402	85	15	96	306	309	19	5	19
18 Cleveland	289	125	33	123	127	132	50	0	85
47 Elyria	503	157	18	251	330	329	43	1	59
52 Medina	164	55	24	162	86	87	13	1	30
76 Canton	386	148	48	108	214	211	33	1	69
77 Akron	295	121	42	36	169	159	38	2	25
85 Wooster	107	49	12	8	52	59	8	0	18
<b>Total:</b>	<b>2,640</b>	<b>908</b>	<b>225</b>	<b>809</b>	<b>1,355</b>	<b>1,398</b>	<b>239</b>	<b>10</b>	<b>361</b>

-- All 2023 crash and activity data is provisional as of the run date of 4/12/2024 --

<sup>1</sup> Assistance to other agencies includes support that is directly (on-scene support on public or private property) or indirectly (referrals to other agencies) provided by OSHP personnel. Does not include assistance to non-law enforcement agencies, non-identified agencies, or other OSHP Posts.

<sup>2</sup> DUS = Driving under a suspended license; CMV = Commercial motor vehicle.



# District 4



2023 Sworn OSHP Personnel	
Captain	1
Staff Lieutenant	2
Lieutenant	9
Sergeant	28
Trooper	97
<b>Total:</b>	<b>137</b>

2023 Crashes by Investigating Agency and Crash Severity				
Investigating Agency		Fatal Crashes	Injury Crashes	PDO/Unknown
OSHP	Rural	60	2,150	4,613
	Urban	5	90	217
CSO	Rural	4	312	1,049
	Urban	0	44	141
Other PD	Rural	4	906	3,037
	Urban	22	2,061	6,679
<b>Total:</b>		<b>95</b>	<b>5,563</b>	<b>15,736</b>

2023 Calls for Service by Type	
Traffic Stop	67,302
Routine/Other Duties	11,568
Disabled Vehicle	10,526
Crashes	9,566
Road Hazards	5,601
Reckless/OVI	5,479
Investigations	2,977
Drug Courier	55
Violence-Related	574
Warrant/Wanted Person	165
<b>Total:</b>	<b>113,813</b>

2023 Incidents by Municipality (Top 5)	
Austintown Township	5,637
Boardman Township	4,572
Concord Township	4,198
Hubbard Township	3,752
Edinburg Township	3,712
Other (remaining municipalities' sum)	122,853
<b>Total:</b>	<b>144,724</b>

2023 Assists to Other Agencies (Top 5) <sup>1</sup>	
Ashtabula CSO	502
Portage CSO	439
Lake CSO	327
Trumbull CSO	276
Geauga CSO	230
Other (remaining municipalities' sum)	3,176
<b>Total:</b>	<b>4,950</b>

## 2023 OSHP Traffic Safety Enforcement

OSP POST	Enforcement Stops	Non Enforcement Stops	Crashes Inv.	OVI Arrests	DUS <sup>2</sup> Citations	Distracted Driving Violations	Safety Belt Citations	CMV <sup>2</sup> Traffic Citations	Motorist Assists	Violation Warnings
00 DHQ	5,171	5,299	50	3	37	20	372	4,202	1,116	1,870
04 Ashtabula	4,711	8,304	1,266	167	260	318	693	231	1,776	2,190
15 Lisbon	3,267	6,267	787	188	262	59	540	57	1,535	2,836
28 Chardon	5,140	10,860	1,138	301	226	52	617	160	2,150	6,069
50 Canfield	6,420	9,638	1,142	317	349	251	1,182	559	2,370	6,058
67 Ravenna	6,431	12,865	1,229	319	289	98	690	258	2,114	6,680
78 Warren	3,328	7,294	1,011	251	209	34	577	306	1,809	3,772
91 Hiram	6,924	12,299	834	58	138	81	223	430	3,114	4,027
<b>Total:</b>	<b>41,392</b>	<b>72,826</b>	<b>7,457</b>	<b>1,604</b>	<b>1,770</b>	<b>913</b>	<b>4,894</b>	<b>6,203</b>	<b>15,984</b>	<b>33,502</b>

## 2023 OSHP Crime Enforcement

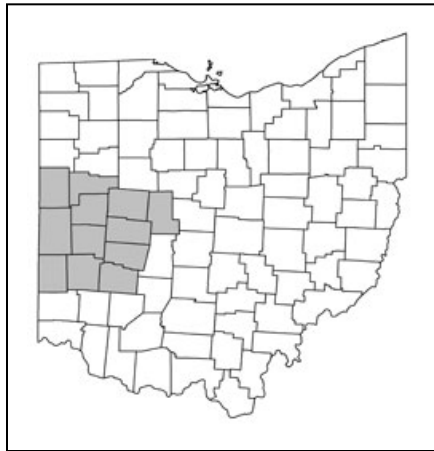
OSP POST	Cases	Felony Arrests	Felony Warrants	Misdemeanor Warrants	Misdemeanor Summons	Drug Arrests	Illegal Weapon Arrests	Identity Theft Arrests	Resisting Arrests
00 DHQ	235	52	4	7	52	65	8	0	11
04 Ashtabula	170	45	9	31	93	97	7	1	13
15 Lisbon	183	80	19	25	121	130	19	0	11
28 Chardon	295	80	17	22	219	218	29	1	13
50 Canfield	181	71	23	27	108	108	28	0	18
67 Ravenna	291	91	18	85	208	198	30	0	8
78 Warren	224	69	24	41	122	147	15	0	17
91 Hiram	141	28	13	44	56	54	0	0	13
<b>Total:</b>	<b>1,720</b>	<b>516</b>	<b>127</b>	<b>282</b>	<b>979</b>	<b>1,017</b>	<b>136</b>	<b>2</b>	<b>104</b>

-- All 2023 crash and activity data is provisional as of the run date of 4/12/2024 --

<sup>1</sup> Assistance to other agencies includes support that is directly (on-scene support on public or private property) or indirectly (referrals to other agencies) provided by OSHP personnel. Does not include assistance to non-law enforcement agencies, non-identified agencies, or other OSHP Posts.

<sup>2</sup> DUS = Driving under a suspended license; CMV = Commercial motor vehicle.

# District 5



2023 Calls for Service by Type	
Traffic Stop	55,854
Routine/Other Duties	13,772
Disabled Vehicle	11,945
Crashes	7,061
Road Hazards	5,866
Reckless/OVI	8,465
Investigations	2,300
Drug Courier	44
Violence-Related	659
Warrant/Wanted Person	166
<b>Total:</b>	<b>106,132</b>

2023 Sworn OSHP Personnel	
Captain	1
Staff Lieutenant	2
Lieutenant	8
Sergeant	25
Trooper	76
<b>Total:</b>	<b>112</b>

2023 Incidents by Municipality (Top 5)	
Duchouquet Township	6,993
Beavercreek Township	5,401
Springfield City	4,046
Concord Township	3,934
Dayton City	3,741
Other (remaining municipalities' sum)	116,819
<b>Total:</b>	<b>140,934</b>

2023 Crashes by Investigating Agency and Crash Severity				
Investigating Agency		Fatal Crashes	Injury Crashes	PDO/Unknown
OSHP	Rural	33	1,147	3,532
	Urban	5	138	399
CSO	Rural	49	1,377	3,716
	Urban	3	58	234
Other PD	Rural	7	324	798
	Urban	49	3,992	11,497
<b>Total:</b>		<b>146</b>	<b>7,036</b>	<b>20,176</b>

2023 Assists to Other Agencies (Top 5) <sup>1</sup>	
Montgomery CSO	579
Clark CSO	529
Dayton PD	437
Miami CSO	428
Union CSO	323
Other (remaining municipalities' sum)	3,890
<b>Total:</b>	<b>6,186</b>

## 2023 OSHP Traffic Safety Enforcement

OSP POST	Enforcement Stops	Non Enforcement Stops	Crashes Inv.	OVI Arrests	DUS <sup>2</sup> Citations	Distracted Driving Violations	Safety Belt Citations	CMV <sup>2</sup> Traffic Citations	Motorist Assists	Violation Warnings
00 DHQ	1,743	3,718	23	3	92	14	47	1,136	565	1,495
06 Wapakoneta	7,849	12,093	720	70	243	79	411	770	2,165	4,270
12 Springfield	5,936	7,454	1,111	429	858	117	888	215	2,623	3,627
29 Xenia	6,366	6,547	953	163	380	52	560	347	2,069	3,931
55 Piqua	5,395	8,848	634	220	297	60	442	188	2,302	2,877
57 Dayton	6,196	11,857	1,271	530	599	68	475	810	2,835	5,359
80 Marysville	3,608	9,177	496	192	222	34	323	212	1,564	3,141
<b>Total:</b>	<b>37,093</b>	<b>59,694</b>	<b>5,208</b>	<b>1,607</b>	<b>2,691</b>	<b>424</b>	<b>3,146</b>	<b>3,678</b>	<b>14,123</b>	<b>24,700</b>

## 2023 OSHP Crime Enforcement

OSP POST	Cases	Felony Arrests	Felony Warrants	Misdemeanor Warrants	Misdemeanor Summons	Drug Arrests	Illegal Weapon Arrests	Identity Theft Arrests	Resisting Arrests
00 DHQ	158	53	8	5	53	78	7	2	2
06 Wapakoneta	111	21	8	34	49	47	6	0	15
12 Springfield	295	94	12	45	162	145	15	4	29
29 Xenia	132	30	31	63	61	54	5	2	10
55 Piqua	217	42	11	41	159	136	11	1	18
57 Dayton	322	131	21	53	136	149	28	0	59
80 Marysville	147	27	6	10	102	85	7	0	9
<b>Total:</b>	<b>1,382</b>	<b>398</b>	<b>97</b>	<b>251</b>	<b>722</b>	<b>694</b>	<b>79</b>	<b>9</b>	<b>142</b>

-- All 2023 crash and activity data is provisional as of the run date of 4/12/2024 --

<sup>1</sup> Assistance to other agencies includes support that is directly (on-scene support on public or private property) or indirectly (referrals to other agencies) provided by OSHP personnel. Does not include assistance to non-law enforcement agencies, non-identified agencies, or other OSHP Posts.

<sup>2</sup> DUS = Driving under a suspended license; CMV = Commercial motor vehicle.

# District 6



2023 Calls for Service by Type	
Traffic Stop	78,361
Routine/Other Duties	14,538
Disabled Vehicle	13,240
Crashes	9,447
Road Hazards	6,251
Reckless/OVI	10,099
Investigations	4,079
Drug Courier	142
Violence-Related	1,004
Warrant/Wanted Person	271
<b>Total:</b>	<b>137,432</b>

2023 Sworn OSHP Personnel	
Captain	1
Staff Lieutenant	2
Lieutenant	9
Sergeant	28
Trooper	92
<b>Total:</b>	<b>132</b>

2023 Incidents by Municipality (Top 5)	
Columbus City	20,988
Licking Township	6,420
Berkshire Township	5,160
Jefferson Township	5,104
Harrison Township	4,318
Other (remaining municipalities' sum)	133,279
<b>Total:</b>	<b>175,269</b>

2023 Crashes by Investigating Agency and Crash Severity				
Investigating Agency		Fatal Crashes	Injury Crashes	PDO/Unknown
OSHP	Rural	53	1,744	3,640
	Urban	7	163	433
CSO	Rural	22	809	2,192
	Urban	17	415	999
Other PD	Rural	1	320	697
	Urban	99	7,536	17,831
<b>Total:</b>		<b>199</b>	<b>10,987</b>	<b>25,792</b>

2023 Assists to Other Agencies (Top 5) <sup>1</sup>	
Columbus PD	2,287
Delaware CSO	912
Franklin CSO	711
Pickaway CSO	525
Fairfield CSO	352
Other (remaining municipalities' sum)	2,433
<b>Total:</b>	<b>7,220</b>

## 2023 OSHP Traffic Safety Enforcement

OSP POST	Enforcement Stops	Non Enforcement Stops	Crashes Inv.	OVI Arrests	DUS <sup>2</sup> Citations	Distracted Driving Violations	Safety Belt Citations	CMV <sup>2</sup> Traffic Citations	Motorist Assists	Violation Warnings
00 GHQ/DHQ	4,429	12,267	114	9	40	27	111	3,860	3,135	3,083
21 Delaware	6,405	8,714	1,715	316	397	224	473	422	2,447	4,017
23 Lancaster	6,597	6,666	932	253	384	186	769	299	1,505	3,097
25 Columbus	11,771	6,765	367	419	1,065	189	2,086	93	2,463	4,861
45 Granville	8,848	10,482	700	462	548	284	1,635	457	2,192	4,934
49 West Jefferson	5,130	7,456	454	193	377	62	434	267	1,976	3,071
59 Mt. Gilead	7,536	9,897	1,229	356	404	210	1,131	167	1,699	5,363
65 Circleville	5,910	9,159	511	246	491	50	830	202	2,299	4,174
<b>Total:</b>	<b>56,626</b>	<b>71,406</b>	<b>6,022</b>	<b>2,254</b>	<b>3,706</b>	<b>1,232</b>	<b>7,469</b>	<b>5,767</b>	<b>17,716</b>	<b>32,600</b>

## 2023 OSHP Crime Enforcement

OSP POST	Cases	Felony Arrests	Felony Warrants	Misdemeanor Warrants	Misdemeanor Summons	Drug Arrests	Illegal Weapon Arrests	Identity Theft Arrests	Resisting Arrests
00 GHQ/DHQ	964	219	10	9	48	70	7	0	5
21 Delaware	298	153	19	72	187	203	25	2	17
23 Lancaster	191	102	17	43	113	131	22	0	3
25 Columbus	157	69	34	105	83	88	17	2	12
45 Granville	201	81	17	92	107	110	26	2	10
49 West Jefferson	168	45	11	35	97	89	15	1	9
59 Mt. Gilead	307	108	14	27	187	210	30	4	12
65 Circleville	233	103	33	53	152	150	17	2	17
<b>Total:</b>	<b>2,519</b>	<b>880</b>	<b>155</b>	<b>436</b>	<b>974</b>	<b>1,051</b>	<b>159</b>	<b>13</b>	<b>85</b>

-- All 2023 crash and activity data is provisional as of the run date of 4/12/2024 --

<sup>1</sup> Assistance to other agencies includes support that is directly (on-scene support on public or private property) or indirectly (referrals to other agencies) provided by OSHP personnel. Does not include assistance to non-law enforcement agencies, non-identified agencies, or other OSHP Posts.

<sup>2</sup> DUS = Driving under a suspended license; CMV = Commercial motor vehicle.

# District 7



2023 Calls for Service by Type	
Traffic Stop	42,112
Routine/Other Duties	13,344
Disabled Vehicle	9,181
Crashes	8,270
Road Hazards	7,326
Reckless/OVI	6,158
Investigations	2,296
Drug Courier	83
Violence-Related	581
Warrant/Wanted Person	182
<b>Total:</b>	<b>89,533</b>

2023 Sworn OSHP Personnel	
Captain	1
Staff Lieutenant	2
Lieutenant	7
Sergeant	25
Trooper	75
<b>Total:</b>	<b>110</b>

2023 Incidents by Municipality (Top 5)	
Richland Township	7,760
Union Township	3,433
Cambridge Township	3,082
Island Creek Township	2,707
Perry Township	2,668
Other (remaining municipalities' sum)	91,930
<b>Total:</b>	<b>111,580</b>

2023 Crashes by Investigating Agency and Crash Severity				
Investigating Agency		Fatal Crashes	Injury Crashes	PDO/Unknown
OSHP	Rural	50	1,501	4,115
	Urban	3	67	231
CSO	Rural	6	261	812
	Urban	1	61	208
Other PD	Rural	0	22	46
	Urban	1	674	2,812
<b>Total:</b>		<b>61</b>	<b>2,586</b>	<b>8,224</b>

2023 Assists to Other Agencies (Top 5) <sup>1</sup>	
Belmont CSO	345
Jefferson CSO	327
Tuscarawas CSO	323
Muskingum CSO	321
Washington CSO	249
Other (remaining municipalities' sum)	2,343
<b>Total:</b>	<b>3,908</b>

## 2023 OSHP Traffic Safety Enforcement

OSP POST	Enforcement Stops	Non Enforcement Stops	Crashes Inv.	OVI Arrests	DUS <sup>2</sup> Citations	Distracted Driving Violations	Safety Belt Citations	CMV <sup>2</sup> Traffic Citations	Motorist Assists	Violation Warnings
00 DHQ	3,882	3,730	22	3	25	9	415	3,480	894	1,180
07 St. Clairsville	6,592	10,616	1,088	181	366	51	650	643	2,491	2,887
30 Cambridge	4,643	9,814	800	108	156	28	342	535	2,704	1,593
41 Steubenville	2,709	7,546	734	248	343	29	308	148	1,863	2,843
60 Zanesville	5,552	5,829	1,109	234	275	199	770	634	1,925	1,901
79 New Philadelphia	4,264	7,866	1,368	187	362	72	453	104	2,895	1,839
84 Marietta	4,564	6,339	814	126	229	130	964	222	1,706	3,084
<b>Total:</b>	<b>32,206</b>	<b>51,740</b>	<b>5,935</b>	<b>1,087</b>	<b>1,756</b>	<b>518</b>	<b>3,902</b>	<b>5,766</b>	<b>14,478</b>	<b>15,327</b>

## 2023 OSHP Crime Enforcement

OSP POST	Cases	Felony Arrests	Felony Warrants	Misdemeanor Warrants	Misdemeanor Summons	Drug Arrests	Illegal Weapon Arrests	Identity Theft Arrests	Resisting Arrests
00 DHQ	161	52	5	5	82	92	2	1	0
07 St. Clairsville	184	55	7	22	95	105	9	4	14
30 Cambridge	120	29	31	40	49	47	9	0	7
41 Steubenville	231	94	19	41	140	149	22	0	18
60 Zanesville	156	49	7	28	81	79	10	3	12
79 New Philadelphia	165	33	10	50	89	78	11	1	16
84 Marietta	150	61	15	44	113	112	10	0	6
<b>Total:</b>	<b>1,167</b>	<b>373</b>	<b>94</b>	<b>230</b>	<b>649</b>	<b>662</b>	<b>73</b>	<b>9</b>	<b>73</b>

-- All 2023 crash and activity data is provisional as of the run date of 4/12/2024 --

<sup>1</sup> Assistance to other agencies includes support that is directly (on-scene support on public or private property) or indirectly (referrals to other agencies) provided by OSHP personnel. Does not include assistance to non-law enforcement agencies, non-identified agencies, or other OSHP Posts.

<sup>2</sup> DUS = Driving under a suspended license; CMV = Commercial motor vehicle.

# District 8



2023 Calls for Service by Type	
Traffic Stop	65,491
Routine/Other Duties	9,660
Disabled Vehicle	9,515
Crashes	7,771
Road Hazards	5,731
Reckless/OVI	8,427
Investigations	2,768
Drug Courier	107
Violence-Related	1,018
Warrant/Wanted Person	552
<b>Total:</b>	<b>111,040</b>

2023 Sworn OSHP Personnel	
Captain	1
Staff Lieutenant	2
Lieutenant	7
Sergeant	24
Trooper	80
<b>Total:</b>	<b>114</b>

2023 Incidents by Municipality (Top 5)	
Union Township	11,437
Franklin Township	8,447
Liberty Township	8,017
Turtlecreek Township	7,699
West Chester Township	6,685
Other (remaining municipalities' sum)	113,440
<b>Total:</b>	<b>155,725</b>

2023 Crashes by Investigating Agency and Crash Severity				
Investigating Agency		Fatal Crashes	Injury Crashes	PDO/Unknown
OSHP	Rural	54	1,450	3,494
	Urban	15	128	370
CSO	Rural	26	1,463	4,675
	Urban	9	121	438
Other PD	Rural	16	1,965	6,719
	Urban	57	6,114	21,021
<b>Total:</b>		<b>177</b>	<b>11,241</b>	<b>36,717</b>

2023 Assists to Other Agencies (Top 5) <sup>1</sup>	
Hamilton CSO	786
Clermont CSO	479
Brown CSO	404
Warren CSO	355
Union Township PD	296
Other (remaining municipalities' sum)	2,775
<b>Total:</b>	<b>5,095</b>

## 2023 OSHP Traffic Safety Enforcement

OSP POST	Enforcement Stops	Non Enforcement Stops	Crashes Inv.	OVI Arrests	DUS <sup>2</sup> Citations	Distracted Driving Violations	Safety Belt Citations	CMV <sup>2</sup> Traffic Citations	Motorist Assists	Violation Warnings
00 DHQ	3,306	3,860	34	7	107	15	170	2,501	556	1,657
08 Georgetown	4,669	7,968	1,023	243	390	55	419	102	1,706	3,452
09 Hamilton	9,141	10,211	612	348	917	214	1,183	427	2,450	5,040
13 Batavia	8,745	12,043	1,669	596	347	133	1,074	100	2,200	8,332
14 Wilmington	6,468	7,692	1,052	141	263	290	772	187	2,068	3,163
31 Cincinnati	4,611	2,174	88	7	202	38	580	561	848	1,414
83 Lebanon	9,804	10,377	1,071	271	587	378	1,240	345	2,377	4,278
<b>Total:</b>	<b>46,744</b>	<b>54,325</b>	<b>5,549</b>	<b>1,613</b>	<b>2,813</b>	<b>1,123</b>	<b>5,438</b>	<b>4,223</b>	<b>12,205</b>	<b>27,336</b>

## 2023 OSHP Crime Enforcement

OSP POST	Cases	Felony Arrests	Felony Warrants	Misdemeanor Warrants	Misdemeanor Summons	Drug Arrests	Illegal Weapon Arrests	Identity Theft Arrests	Resisting Arrests
00 DHQ	274	40	15	21	86	92	4	0	9
08 Georgetown	254	85	11	41	165	160	14	2	16
09 Hamilton	249	68	33	183	132	134	20	1	23
13 Batavia	201	75	15	99	108	105	26	2	17
14 Wilmington	149	47	6	43	70	74	5	2	7
31 Cincinnati	11	1	4	16	1	1	0	0	2
83 Lebanon	265	75	29	234	137	122	18	1	45
<b>Total:</b>	<b>1,403</b>	<b>391</b>	<b>113</b>	<b>637</b>	<b>699</b>	<b>688</b>	<b>87</b>	<b>8</b>	<b>119</b>

-- All 2023 crash and activity data is provisional as of the run date of 4/12/2024 --

<sup>1</sup> Assistance to other agencies includes support that is directly (on-scene support on public or private property) or indirectly (referrals to other agencies) provided by OSHP personnel. Does not include assistance to non-law enforcement agencies, non-identified agencies, or other OSHP Posts.

<sup>2</sup> DUS = Driving under a suspended license; CMV = Commercial motor vehicle.



# District 9



2023 Calls for Service by Type	
Traffic Stop	52,191
Routine/Other Duties	17,201
Disabled Vehicle	7,536
Crashes	7,983
Road Hazards	5,471
Reckless/OVI	4,708
Investigations	1,968
Drug Courier	169
Violence-Related	768
Warrant/Wanted Person	161
<b>Total:</b>	<b>98,156</b>

2023 Sworn OSHP Personnel	
Captain	1
Staff Lieutenant	2
Lieutenant	8
Sergeant	26
Trooper	79
<b>Total:</b>	<b>116</b>

2023 Incidents by Municipality (Top 5)	
Scioto Township	5,510
Athens Township	4,982
Valley Township	3,775
Bedford Township	3,551
Springfield Township	3,546
Other (remaining municipalities' sum)	93,881
<b>Total:</b>	<b>115,245</b>

2023 Crashes by Investigating Agency and Crash Severity				
Investigating Agency		Fatal Crashes	Injury Crashes	PDO/Unknown
OSHP	Rural	46	1,683	3,880
	Urban	4	77	156
CSO	Rural	1	82	205
	Urban	0	18	36
Other PD	Rural	0	4	14
	Urban	3	545	1,977
<b>Total:</b>		<b>54</b>	<b>2,409</b>	<b>6,268</b>

2023 Assists to Other Agencies (Top 5) <sup>1</sup>	
Ross CSO	606
Scioto CSO	360
Gallia CSO	283
Jackson CSO	282
Lawrence CSO	258
Other (remaining municipalities' sum)	1,945
<b>Total:</b>	<b>3,734</b>

## 2023 OSHP Traffic Safety Enforcement

OSP POST	Enforcement Stops	Non Enforcement Stops	Crashes Inv.	OVI Arrests	DUS <sup>2</sup> Citations	Distracted Driving Violations	Safety Belt Citations	CMV <sup>2</sup> Traffic Citations	Motorist Assists	Violation Warnings
00 DHQ	2,027	4,407	7	10	72	12	76	1,582	1,470	1,118
05 Athens	7,220	11,236	1,069	193	400	104	1,049	209	2,407	4,036
27 Gallipolis	8,186	11,809	755	201	323	175	1,669	480	2,072	4,089
40 Jackson	5,567	8,893	705	172	314	255	846	413	2,108	4,334
44 Ironton	3,835	5,200	735	246	242	73	647	101	1,128	3,320
71 Chillicothe	5,731	7,956	1,229	237	350	51	691	326	2,168	3,636
73 Portsmouth	4,973	7,083	1,348	247	408	47	1,625	197	1,819	3,184
<b>Total:</b>	<b>37,539</b>	<b>56,584</b>	<b>5,848</b>	<b>1,306</b>	<b>2,109</b>	<b>717</b>	<b>6,603</b>	<b>3,308</b>	<b>13,172</b>	<b>23,717</b>

## 2023 OSHP Crime Enforcement

OSP POST	Cases	Felony Arrests	Felony Warrants	Misdemeanor Warrants	Misdemeanor Summons	Drug Arrests	Illegal Weapon Arrests	Identity Theft Arrests	Resisting Arrests
00 DHQ	287	65	11	14	51	65	5	1	11
05 Athens	136	37	15	33	65	64	8	1	4
27 Gallipolis	179	82	17	64	90	102	17	0	4
40 Jackson	147	77	25	61	36	69	12	0	11
44 Ironton	106	63	18	76	55	63	7	1	11
71 Chillicothe	210	107	37	145	74	100	13	1	15
73 Portsmouth	171	100	36	79	76	94	13	1	10
<b>Total:</b>	<b>1,236</b>	<b>531</b>	<b>159</b>	<b>472</b>	<b>447</b>	<b>557</b>	<b>75</b>	<b>5</b>	<b>66</b>

-- All 2023 crash and activity data is provisional as of the run date of 4/12/2024 --

<sup>1</sup> Assistance to other agencies includes support that is directly (on-scene support on public or private property) or indirectly (referrals to other agencies) provided by OSHP personnel. Does not include assistance to non-law enforcement agencies, non-identified agencies, or other OSHP Posts.

<sup>2</sup> DUS = Driving under a suspended license; CMV = Commercial motor vehicle.

**APPENDIX C: COUNTY SUMMARY SHEETS**

# Adams County

## 2023 OSHP Activity



2023 Calls for Service by Type	
Traffic Stop	2,713
Routine/Other Duties	58
Disabled Vehicle	403
Crashes	640
Road Hazards	397
Reckless/OVI	317
Investigations	131
Drug Courier	13
Violence-Related	76
Warrant/Wanted Person	17
<b>Total:</b>	<b>4,765</b>

2023 Incidents by Municipality (Top 5)	
Meigs Township	631
Oliver Township	579
Winchester Township	571
Franklin Township	431
Scott Township	422
Other (remaining municipalities' sum)	1,634
<b>Total:</b>	<b>4,268</b>

2023 Crashes by Investigating Agency and Crash Severity				
Investigating Agency		Fatal Crashes	Injury Crashes	PDO/Unknown
OSHP	Rural	3	120	294
	Urban	0	11	29
CSO	Rural	0	0	0
	Urban	0	0	0
Other PD	Rural	0	0	0
	Urban	0	5	36
<b>Total:</b>		<b>3</b>	<b>136</b>	<b>359</b>

2023 Assists to Other Agencies (Top 3) <sup>1</sup>	
Adams CSO	214
West Union PD	7
Winchester PD	4
Other (remaining agencies' sum)	11
<b>Total:</b>	<b>236</b>

### 2023 OSHP Traffic Safety Activity

Enforcement Stops	Non Enforcement Stops	Crashes Inv.	OVI Arrests	DUS <sup>2</sup> Citations	Distracted Driving Violations	Safety Belt Citations	CMV <sup>2</sup> Traffic Citations	Motorist Assists	Violation Warnings
1,793	2,122	453	71	172	23	159	39	635	999

### 2023 OSHP Crime Enforcement

Cases	Felony Arrests	Felony Warrants	Mis-demeanor Warrants	Mis-demeanor Summons	Drug Arrests	Illegal Weapons Arrests	Identity Theft Arrests	Resisting Arrest Cases
73	26	6	14	44	41	4	0	3

-- All 2023 crash and activity data is provisional as of the run date of 04/11/2024 --

<sup>1</sup>Assistance to other agencies includes support that is directly (on-scene support on public or private property) or indirectly (referrals to other agencies) provided by OSHP personnel. Does not include assistance to non-law enforcement agencies, non-identified agencies, or other OSHP Posts.

<sup>2</sup>DUS = Driving under a suspended license; CMV = Commercial motor vehicle.

# Allen County

## 2023 OSHP Activity



Call for Service Type	Count
Traffic Stop	11,938
Routine/Other Duties	2,736
Disabled Vehicle	1,701
Crashes	1,495
Road Hazards	782
Reckless/OVI	1,251
Investigations	301
Drug Courier	7
Violence-Related	65
Warrant/Wanted Person	50
<b>Total:</b>	<b>20,326</b>

Investigating Agency		Fatal Crashes	Injury Crashes	PDO/Unknown
OSHP	Rural	7	323	783
	Urban	0	10	26
CSO	Rural	0	17	245
	Urban	0	1	7
Other PD	Rural	1	63	316
	Urban	2	261	799
<b>Total:</b>		<b>10</b>	<b>675</b>	<b>2,176</b>

Municipality	Count
Bath Township	3,361
Monroe Township	2,251
Lima City	2,130
American Township	1,991
Richland Township	1,310
Other (remaining municipalities' sum)	3,655
<b>Total:</b>	<b>14,698</b>

Agency	Count
Allen CSO	245
Lima PD	93
Bluffton PD	90
Other (remaining agencies' sum)	139
<b>Total:</b>	<b>567</b>

### 2023 OSHP Traffic Safety Activity

Enforcement Stops	Non Enforcement Stops	Crashes Inv.	OVI Arrests	DUS <sup>2</sup> Citations	Distracted Driving Violations	Safety Belt Citations	CMV <sup>2</sup> Traffic Citations	Motorist Assists	Violation Warnings
5,398	8,873	1,152	266	335	193	835	455	1,615	3,526

### 2023 OSHP Crime Enforcement

Cases	Felony Arrests	Felony Warrants	Mis-demeanor Warrants	Mis-demeanor Summons	Drug Arrests	Illegal Weapons Arrests	Identity Theft Arrests	Resisting Arrest Cases
247	52	14	37	135	116	7	0	16

-- All 2023 crash and activity data is provisional as of the run date of 04/11/2024 --

<sup>1</sup>Assistance to other agencies includes support that is directly (on-scene support on public or private property) or indirectly (referrals to other agencies) provided by OSHP personnel. Does not include assistance to non-law enforcement agencies, non-identified agencies, or other OSHP Posts.

<sup>2</sup>DUS = Driving under a suspended license; CMV = Commercial motor vehicle.

# Ashland County

2023  
OSHP  
Activity



2023 Calls for Service by Type	
Traffic Stop	14,444
Routine/Other Duties	888
Disabled Vehicle	1,665
Crashes	1,041
Road Hazards	863
Reckless/OVI	983
Investigations	269
Drug Courier	10
Violence-Related	92
Warrant/Wanted Person	50
<b>Total:</b>	<b>20,305</b>

2023 Incidents by Municipality (Top 5)	
Montgomery Township	7,433
Vermillion Township	1,982
Ashland City	1,831
Perry Township	1,793
Jackson Township	720
Other (remaining municipalities' sum)	2,178
<b>Total:</b>	<b>15,937</b>

2023 Crashes by Investigating Agency and Crash Severity				
Investigating Agency		Fatal Crashes	Injury Crashes	PDO/Unknown
OSHP	Rural	4	132	324
	Urban	1	2	18
CSO	Rural	0	92	206
	Urban	0	1	3
Other PD	Rural	0	0	2
	Urban	0	68	240
<b>Total:</b>		<b>5</b>	<b>295</b>	<b>793</b>

2023 Assists to Other Agencies (Top 3) <sup>1</sup>	
Ashland CSO	225
Ashland PD	107
Medina CSO	27
Other (remaining agencies' sum)	43
<b>Total:</b>	<b>402</b>

## 2023 OSHP Traffic Safety Activity

Enforcement Stops	Non Enforcement Stops	Crashes Inv.	OVI Arrests	DUS <sup>2</sup> Citations	Distracted Driving Violations	Safety Belt Citations	CMV <sup>2</sup> Traffic Citations	Motorist Assists	Violation Warnings
8,095	7,368	479	112	284	166	1,215	607	1,495	4,669

## 2023 OSHP Crime Enforcement

Cases	Felony Arrests	Felony Warrants	Mis-demeanor Warrants	Mis-demeanor Summons	Drug Arrests	Illegal Weapons Arrests	Identity Theft Arrests	Resisting Arrest Cases
364	76	12	85	284	289	16	4	20

-- All 2023 crash and activity data is provisional as of the run date of 04/11/2024 --

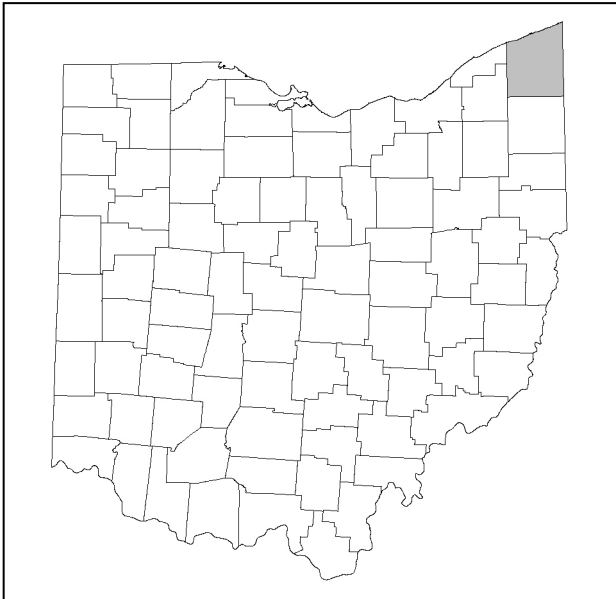
<sup>1</sup>Assistance to other agencies includes support that is directly (on-scene support on public or private property) or indirectly (referrals to other agencies) provided by OSHP personnel. Does not include assistance to non-law enforcement agencies, non-identified agencies, or other OSHP Posts.

<sup>2</sup>DUS = Driving under a suspended license; CMV = Commercial motor vehicle.



# Ashtabula County

2023 OSHP Activity



2023 Calls for Service by Type	
Traffic Stop	10,563
Routine/Other Duties	1,290
Disabled Vehicle	1,512
Crashes	1,807
Road Hazards	1,812
Reckless/OVI	1,264
Investigations	433
Drug Courier	19
Violence-Related	157
Warrant/Wanted Person	28
<b>Total:</b>	<b>18,885</b>

2023 Incidents by Municipality (Top 5)	
Saybrook Township	2,494
Conneaut City	1,978
Ashtabula Township	1,836
Plymouth Township	1,245
Colebrook Township	1,089
Other (remaining municipalities' sum)	5,805
<b>Total:</b>	<b>14,447</b>

2023 Crashes by Investigating Agency and Crash Severity				
Investigating Agency		Fatal Crashes	Injury Crashes	PDO/Unknown
OSHP	Rural	13	346	881
	Urban	3	5	16
CSO	Rural	0	2	16
	Urban	0	0	1
Other PD	Rural	0	0	2
	Urban	3	138	420
<b>Total:</b>		<b>19</b>	<b>491</b>	<b>1,336</b>

2023 Assists to Other Agencies (Top 3) <sup>1</sup>	
Ashtabula CSO	488
Geneva PD	103
Conneaut PD	85
Other (remaining agencies' sum)	207
<b>Total:</b>	<b>883</b>

## 2023 OSHP Traffic Safety Activity

Enforcement Stops	Non Enforcement Stops	Crashes Inv.	OVI Arrests	DUS <sup>2</sup> Citations	Distracted Driving Violations	Safety Belt Citations	CMV <sup>2</sup> Traffic Citations	Motorist Assists	Violation Warnings
4,924	8,618	1,258	169	260	317	702	464	1,756	2,140

## 2023 OSHP Crime Enforcement

Cases	Felony Arrests	Felony Warrants	Mis-demeanor Warrants	Mis-demeanor Summons	Drug Arrests	Illegal Weapons Arrests	Identity Theft Arrests	Resisting Arrest Cases
199	45	10	31	93	97	7	1	12

-- All 2023 crash and activity data is provisional as of the run date of 04/11/2024 --

<sup>1</sup>Assistance to other agencies includes support that is directly (on-scene support on public or private property) or indirectly (referrals to other agencies) provided by OSHP personnel. Does not include assistance to non-law enforcement agencies, non-identified agencies, or other OSHP Posts.

<sup>2</sup>DUS = Driving under a suspended license; CMV = Commercial motor vehicle.

# Athens County

2023  
OSHP  
Activity



2023 Calls for Service by Type	
Traffic Stop	9,322
Routine/Other Duties	2,007
Disabled Vehicle	1,489
Crashes	999
Road Hazards	918
Reckless/OVI	716
Investigations	244
Drug Courier	20
Violence-Related	75
Warrant/Wanted Person	42
<b>Total:</b>	<b>15,832</b>

2023 Incidents by Municipality (Top 5)	
Athens Township	4,982
Alexander Township	2,186
Dover Township	1,480
Troy Township	1,470
Canaan Township	1,207
Other (remaining municipalities' sum)	2,431
<b>Total:</b>	<b>13,756</b>

2023 Crashes by Investigating Agency and Crash Severity				
Investigating Agency		Fatal Crashes	Injury Crashes	PDO/Unknown
OSHP	Rural	7	166	416
	Urban	1	19	48
CSO	Rural	0	0	0
	Urban	0	0	0
Other PD	Rural	0	0	0
	Urban	1	60	248
<b>Total:</b>		<b>9</b>	<b>245</b>	<b>712</b>

2023 Assists to Other Agencies (Top 3) <sup>1</sup>	
Athens CSO	192
Athens PD	116
Nelsonville PD	23
Other (remaining agencies' sum)	36
<b>Total:</b>	<b>367</b>

## 2023 OSHP Traffic Safety Activity

Enforcement Stops	Non Enforcement Stops	Crashes Inv.	OVI Arrests	DUS <sup>2</sup> Citations	Distracted Driving Violations	Safety Belt Citations	CMV <sup>2</sup> Traffic Citations	Motorist Assists	Violation Warnings
5,691	7,663	652	156	300	91	807	245	1,764	3,230

## 2023 OSHP Crime Enforcement

Cases	Felony Arrests	Felony Warrants	Mis-demeanor Warrants	Mis-demeanor Summons	Drug Arrests	Illegal Weapons Arrests	Identity Theft Arrests	Resisting Arrest Cases
96	26	12	23	45	42	5	1	5

-- All 2023 crash and activity data is provisional as of the run date of 04/11/2024 --

<sup>1</sup>Assistance to other agencies includes support that is directly (on-scene support on public or private property) or indirectly (referrals to other agencies) provided by OSHP personnel. Does not include assistance to non-law enforcement agencies, non-identified agencies, or other OSHP Posts.

<sup>2</sup>DUS = Driving under a suspended license; CMV = Commercial motor vehicle.

# Auglaize County

2023  
OSHP  
Activity



2023 Calls for Service by Type	
Traffic Stop	12,618
Routine/Other Duties	5,282
Disabled Vehicle	1,695
Crashes	744
Road Hazards	626
Reckless/OVI	908
Investigations	160
Drug Courier	10
Violence-Related	29
Warrant/Wanted Person	24
<b>Total:</b>	<b>22,096</b>

2023 Crashes by Investigating Agency and Crash Severity				
Investigating Agency		Fatal Crashes	Injury Crashes	PDO/ Unknown
OSHP	Rural	2	129	511
	Urban	0	3	17
CSO	Rural	0	14	96
	Urban	0	0	6
Other PD	Rural	0	0	1
	Urban	0	45	268
<b>Total:</b>		<b>2</b>	<b>191</b>	<b>899</b>

2023 Incidents by Municipality (Top 5)	
Duchouquet Township	6,993
Pusheta Township	3,173
Moulton Township	2,987
Noble Township	918
St. Marys Township	512
Other (remaining municipalities' sum)	1,773
<b>Total:</b>	<b>16,356</b>

2023 Assists to Other Agencies (Top 3) <sup>1</sup>	
Auglaize CSO	203
St Marys PD	63
Wapakoneta PD	57
Other (remaining agencies' sum)	113
<b>Total:</b>	<b>436</b>

## 2023 OSHP Traffic Safety Activity

Enforcement Stops	Non Enforcement Stops	Crashes Inv.	OVI Arrests	DUS <sup>2</sup> Citations	Distracted Driving Violations	Safety Belt Citations	CMV <sup>2</sup> Traffic Citations	Motorist Assists	Violation Warnings
5,552	10,383	653	51	180	59	285	663	1,855	3,121

## 2023 OSHP Crime Enforcement

Cases	Felony Arrests	Felony Warrants	Mis-demeanor Warrants	Mis-demeanor Summons	Drug Arrests	Illegal Weapons Arrests	Identity Theft Arrests	Resisting Arrest Cases
97	18	7	33	37	40	5	0	9

-- All 2023 crash and activity data is provisional as of the run date of 04/11/2024 --

<sup>1</sup>Assistance to other agencies includes support that is directly (on-scene support on public or private property) or indirectly (referrals to other agencies) provided by OSHP personnel. Does not include assistance to non-law enforcement agencies, non-identified agencies, or other OSHP Posts.

<sup>2</sup>DUS = Driving under a suspended license; CMV = Commercial motor vehicle.

# Belmont County

2023  
OSHP  
Activity



2023 Calls for Service by Type	
Traffic Stop	13,273
Routine/Other Duties	3,603
Disabled Vehicle	1,597
Crashes	1,581
Road Hazards	1,277
Reckless/OVI	1,092
Investigations	332
Drug Courier	34
Violence-Related	127
Warrant/Wanted Person	11
<b>Total:</b>	<b>22,927</b>

2023 Crashes by Investigating Agency and Crash Severity				
Investigating Agency		Fatal Crashes	Injury Crashes	PDO/Unknown
OSHP	Rural	3	279	767
	Urban	0	6	29
CSO	Rural	0	0	6
	Urban	0	0	1
Other PD	Rural	0	1	7
	Urban	0	43	224
<b>Total:</b>		<b>3</b>	<b>329</b>	<b>1,034</b>

2023 Incidents by Municipality (Top 5)	
Richland Township	7,760
Union Township	3,433
Pease Township	2,366
Pultney Township	2,186
Mead Township	1,075
Other (remaining municipalities' sum)	1,942
<b>Total:</b>	<b>18,762</b>

2023 Assists to Other Agencies (Top 3) <sup>1</sup>	
Belmont CSO	325
Bridgeport PD	97
St Clairsville PD	58
Other (remaining agencies' sum)	260
<b>Total:</b>	<b>740</b>

## 2023 OSHP Traffic Safety Activity

Enforcement Stops	Non Enforcement Stops	Crashes Inv.	OVI Arrests	DUS <sup>2</sup> Citations	Distracted Driving Violations	Safety Belt Citations	CMV <sup>2</sup> Traffic Citations	Motorist Assists	Violation Warnings
7,191	10,461	1,071	180	347	50	698	1,324	2,423	2,731

## 2023 OSHP Crime Enforcement

Cases	Felony Arrests	Felony Warrants	Mis-demeanor Warrants	Mis-demeanor Summons	Drug Arrests	Illegal Weapons Arrests	Identity Theft Arrests	Resisting Arrest Cases
196	52	9	23	86	96	8	3	13

-- All 2023 crash and activity data is provisional as of the run date of 04/11/2024 --

<sup>1</sup>Assistance to other agencies includes support that is directly (on-scene support on public or private property) or indirectly (referrals to other agencies) provided by OSHP personnel. Does not include assistance to non-law enforcement agencies, non-identified agencies, or other OSHP Posts.

<sup>2</sup>DUS = Driving under a suspended license; CMV = Commercial motor vehicle.

# Brown County

## 2023 OSHP Activity



2023 Calls for Service by Type	
Traffic Stop	6,987
Routine/Other Duties	828
Disabled Vehicle	714
Crashes	893
Road Hazards	822
Reckless/OVI	799
Investigations	295
Drug Courier	7
Violence-Related	137
Warrant/Wanted Person	29
<b>Total:</b>	<b>11,511</b>

2023 Incidents by Municipality (Top 5)	
Washington Township	2,097
Eagle Township	1,300
Green Township	1,196
Sterling Township	1,036
Pleasant Township	719
Other (remaining municipalities' sum)	3,582
<b>Total:</b>	<b>9,930</b>

2023 Crashes by Investigating Agency and Crash Severity				
Investigating Agency		Fatal Crashes	Injury Crashes	PDO/Unknown
OSHP	Rural	6	127	405
	Urban	1	3	20
CSO	Rural	0	0	0
	Urban	0	0	0
Other PD	Rural	0	0	0
	Urban	0	26	115
<b>Total:</b>		<b>7</b>	<b>156</b>	<b>540</b>

2023 Assists to Other Agencies (Top 3) <sup>1</sup>	
Brown CSO	396
Mount Orab PD	134
Ripley PD	37
Other (remaining agencies' sum)	96
<b>Total:</b>	<b>663</b>

### 2023 OSHP Traffic Safety Activity

Enforcement Stops	Non Enforcement Stops	Crashes Inv.	OVI Arrests	DUS <sup>2</sup> Citations	Distracted Driving Violations	Safety Belt Citations	CMV <sup>2</sup> Traffic Citations	Motorist Assists	Violation Warnings
3,065	6,168	564	158	217	34	262	167	1,087	2,482

### 2023 OSHP Crime Enforcement

Cases	Felony Arrests	Felony Warrants	Mis-demeanor Warrants	Mis-demeanor Summons	Drug Arrests	Illegal Weapons Arrests	Identity Theft Arrests	Resisting Arrest Cases
180	56	7	30	118	116	7	2	11

-- All 2023 crash and activity data is provisional as of the run date of 04/11/2024 --

<sup>1</sup>Assistance to other agencies includes support that is directly (on-scene support on public or private property) or indirectly (referrals to other agencies) provided by OSHP personnel. Does not include assistance to non-law enforcement agencies, non-identified agencies, or other OSHP Posts.

<sup>2</sup>DUS = Driving under a suspended license; CMV = Commercial motor vehicle.



# Butler County

## 2023 OSHP Activity



2023 Calls for Service by Type	
Traffic Stop	17,168
Routine/Other Duties	2,299
Disabled Vehicle	1,815
Crashes	831
Road Hazards	692
Reckless/OVI	921
Investigations	315
Drug Courier	20
Violence-Related	89
Warrant/Wanted Person	89
<b>Total:</b>	<b>24,239</b>

2023 Crashes by Investigating Agency and Crash Severity				
Investigating Agency		Fatal Crashes	Injury Crashes	PDO/Unknown
OSHP	Rural	1	118	383
	Urban	0	13	29
CSO	Rural	13	395	1,071
	Urban	0	19	56
Other PD	Rural	7	470	1,448
	Urban	9	997	2,861
<b>Total:</b>		<b>30</b>	<b>2,012</b>	<b>5,848</b>

2023 Incidents by Municipality (Top 5)	
Liberty Township	8,017
West Chester Township	6,685
Middletown City	2,207
Lemon Township	1,499
Hamilton City	732
Other (remaining municipalities' sum)	1,336
<b>Total:</b>	<b>20,476</b>

2023 Assists to Other Agencies (Top 3) <sup>1</sup>	
Butler CSO	188
West Chester PD	161
Middletown PD	80
Other (remaining agencies' sum)	212
<b>Total:</b>	<b>641</b>

### 2023 OSHP Traffic Safety Activity

Enforcement Stops	Non Enforcement Stops	Crashes Inv.	OVI Arrests	DUS <sup>2</sup> Citations	Distracted Driving Violations	Safety Belt Citations	CMV <sup>2</sup> Traffic Citations	Motorist Assists	Violation Warnings
9,449	10,100	541	304	900	186	1,274	534	2,299	5,192

### 2023 OSHP Crime Enforcement

Cases	Felony Arrests	Felony Warrants	Mis-demeanor Warrants	Mis-demeanor Summons	Drug Arrests	Illegal Weapons Arrests	Identity Theft Arrests	Resisting Arrest Cases
258	60	35	193	147	142	14	1	26

-- All 2023 crash and activity data is provisional as of the run date of 04/11/2024 --

<sup>1</sup>Assistance to other agencies includes support that is directly (on-scene support on public or private property) or indirectly (referrals to other agencies) provided by OSHP personnel. Does not include assistance to non-law enforcement agencies, non-identified agencies, or other OSHP Posts.

<sup>2</sup>DUS = Driving under a suspended license; CMV = Commercial motor vehicle.

# Carroll County

2023  
OSHP  
Activity



2023 Calls for Service by Type	
Traffic Stop	786
Routine/Other Duties	30
Disabled Vehicle	31
Crashes	27
Road Hazards	42
Reckless/OVI	19
Investigations	8
Drug Courier	0
Violence-Related	1
Warrant/Wanted Person	1
<b>Total:</b>	<b>945</b>

2023 Incidents by Municipality (Top 5)	
Brown Township	84
Monroe Township	52
Harrison Township	39
Center Township	36
Lee Township	30
Other (remaining municipalities' sum)	27
<b>Total:</b>	<b>268</b>

2023 Crashes by Investigating Agency and Crash Severity				
Investigating Agency		Fatal Crashes	Injury Crashes	PDO/Unknown
OSHP	Rural	3	37	28
	Urban	0	0	2
CSO	Rural	1	46	133
	Urban	0	1	12
Other PD	Rural	0	0	0
	Urban	0	11	72
<b>Total:</b>		<b>4</b>	<b>95</b>	<b>247</b>

2023 Assists to Other Agencies (Top 3) <sup>1</sup>	
Carroll CSO	42
Magnolia PD	1
Tuscarawas CSO	1
Other (remaining agencies' sum)	0
<b>Total:</b>	<b>44</b>

## 2023 OSHP Traffic Safety Activity

Enforcement Stops	Non Enforcement Stops	Crashes Inv.	OVI Arrests	DUS <sup>2</sup> Citations	Distracted Driving Violations	Safety Belt Citations	CMV <sup>2</sup> Traffic Citations	Motorist Assists	Violation Warnings
132	163	68	17	6	2	17	19	51	47

## 2023 OSHP Crime Enforcement

Cases	Felony Arrests	Felony Warrants	Mis-demeanor Warrants	Mis-demeanor Summons	Drug Arrests	Illegal Weapons Arrests	Identity Theft Arrests	Resisting Arrest Cases
10	4	0	1	6	4	2	0	0

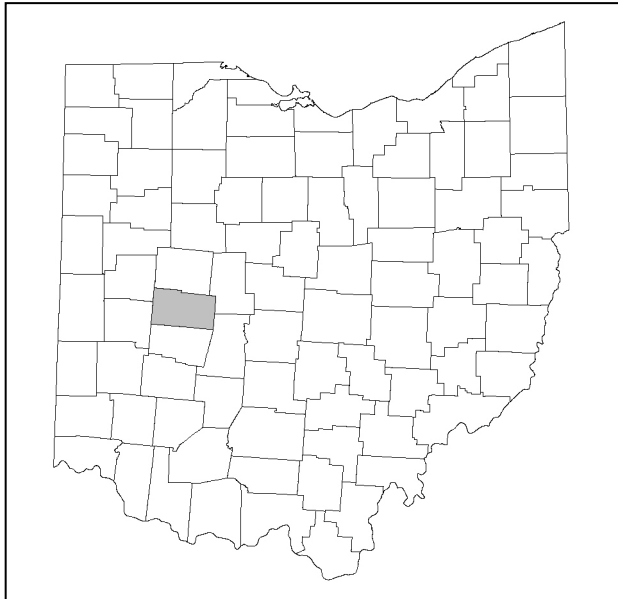
-- All 2023 crash and activity data is provisional as of the run date of 04/11/2024 --

<sup>1</sup>Assistance to other agencies includes support that is directly (on-scene support on public or private property) or indirectly (referrals to other agencies) provided by OSHP personnel. Does not include assistance to non-law enforcement agencies, non-identified agencies, or other OSHP Posts.

<sup>2</sup>DUS = Driving under a suspended license; CMV = Commercial motor vehicle.

# Champaign County

2023  
OSHP  
Activity



2023 Calls for Service by Type	
Traffic Stop	1,233
Routine/Other Duties	106
Disabled Vehicle	83
Crashes	58
Road Hazards	65
Reckless/OVI	49
Investigations	22
Drug Courier	0
Violence-Related	3
Warrant/Wanted Person	4
<b>Total:</b>	<b>1,623</b>

2023 Crashes by Investigating Agency and Crash Severity				
Investigating Agency		Fatal Crashes	Injury Crashes	PDO/Unknown
OSHP	Rural	0	4	24
	Urban	1	1	2
CSO	Rural	2	94	192
	Urban	0	0	4
Other PD	Rural	0	0	0
	Urban	2	48	199
<b>Total:</b>		<b>5</b>	<b>147</b>	<b>421</b>

2023 Incidents by Municipality (Top 5)	
Salem Township	185
Urbana Township	144
Union Township	109
Jackson Township	88
Goshen Township	82
Other (remaining municipalities' sum)	90
<b>Total:</b>	<b>698</b>

2023 Assists to Other Agencies (Top 3) <sup>1</sup>	
Champaign CSO	37
Urbana PD	4
Saint Paris PD	4
Other (remaining agencies' sum)	11
<b>Total:</b>	<b>56</b>

## 2023 OSHP Traffic Safety Activity

Enforcement Stops	Non Enforcement Stops	Crashes Inv.	OVI Arrests	DUS <sup>2</sup> Citations	Distracted Driving Violations	Safety Belt Citations	CMV <sup>2</sup> Traffic Citations	Motorist Assists	Violation Warnings
290	402	35	7	13	1	22	4	137	229

## 2023 OSHP Crime Enforcement

Cases	Felony Arrests	Felony Warrants	Mis-demeanor Warrants	Mis-demeanor Summons	Drug Arrests	Illegal Weapons Arrests	Identity Theft Arrests	Resisting Arrest Cases
6	1	0	0	2	0	0	0	0

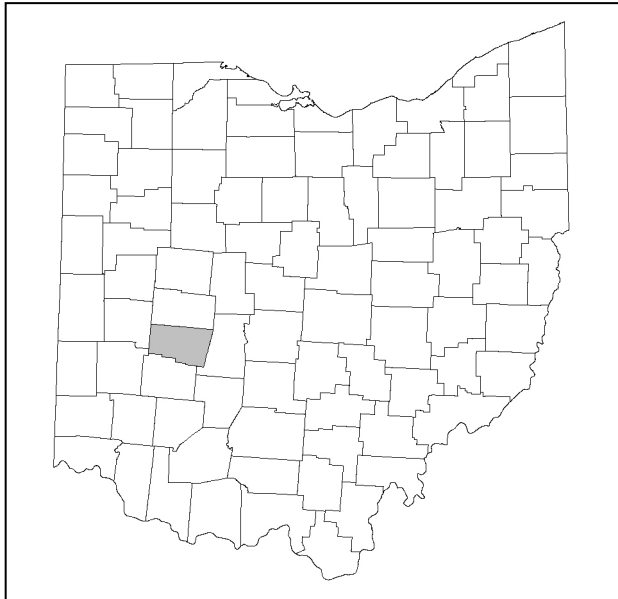
-- All 2023 crash and activity data is provisional as of the run date of 04/11/2024 --

<sup>1</sup>Assistance to other agencies includes support that is directly (on-scene support on public or private property) or indirectly (referrals to other agencies) provided by OSHP personnel. Does not include assistance to non-law enforcement agencies, non-identified agencies, or other OSHP Posts.

<sup>2</sup>DUS = Driving under a suspended license; CMV = Commercial motor vehicle.

# Clark County

## 2023 OSHP Activity



Call for Service Type	Count
Traffic Stop	12,893
Routine/Other Duties	232
Disabled Vehicle	2,434
Crashes	1,850
Road Hazards	1,061
Reckless/OVI	1,566
Investigations	297
Drug Courier	4
Violence-Related	85
Warrant/Wanted Person	32
<b>Total:</b>	<b>20,454</b>

Municipality	Count
Springfield City	4,046
Springfield Township	3,106
Mad River Township	2,643
Harmony Township	2,560
Pleasant Township	938
Other (remaining municipalities' sum)	2,336
<b>Total:</b>	<b>15,629</b>

Investigating Agency		Fatal Crashes	Injury Crashes	PDO/Unknown
OSHP	Rural	11	248	789
	Urban	1	23	42
CSO	Rural	0	67	212
	Urban	0	14	44
Other PD	Rural	0	11	35
	Urban	6	522	1,318
<b>Total:</b>		<b>18</b>	<b>885</b>	<b>2,440</b>

Agency	Count
Clark CSO	491
Springfield PD	134
Huber Heights PD	67
Other (remaining agencies' sum)	64
<b>Total:</b>	<b>756</b>

### 2023 OSHP Traffic Safety Activity

Enforcement Stops	Non Enforcement Stops	Crashes Inv.	OVI Arrests	DUS <sup>2</sup> Citations	Distracted Driving Violations	Safety Belt Citations	CMV <sup>2</sup> Traffic Citations	Motorist Assists	Violation Warnings
6,259	8,219	1,097	426	860	124	885	608	2,755	3,703

### 2023 OSHP Crime Enforcement

Cases	Felony Arrests	Felony Warrants	Mis-demeanor Warrants	Mis-demeanor Summons	Drug Arrests	Illegal Weapons Arrests	Identity Theft Arrests	Resisting Arrest Cases
300	97	13	49	164	153	16	4	27

-- All 2023 crash and activity data is provisional as of the run date of 04/11/2024 --

<sup>1</sup>Assistance to other agencies includes support that is directly (on-scene support on public or private property) or indirectly (referrals to other agencies) provided by OSHP personnel. Does not include assistance to non-law enforcement agencies, non-identified agencies, or other OSHP Posts.

<sup>2</sup>DUS = Driving under a suspended license; CMV = Commercial motor vehicle.

# Clermont County

## 2023 OSHP Activity



2023 Calls for Service by Type	
Traffic Stop	18,344
Routine/Other Duties	643
Disabled Vehicle	2,228
Crashes	2,895
Road Hazards	1,206
Reckless/OVI	2,327
Investigations	448
Drug Courier	17
Violence-Related	165
Warrant/Wanted Person	194
<b>Total:</b>	<b>28,467</b>

2023 Incidents by Municipality (Top 5)	
Union Township	11,437
Batavia Township	3,940
Miami Township	2,294
Pierce Township	1,056
Williamsburg Township	981
Other (remaining municipalities' sum)	3,911
<b>Total:</b>	<b>23,619</b>

2023 Crashes by Investigating Agency and Crash Severity				
Investigating Agency		Fatal Crashes	Injury Crashes	PDO/Unknown
OSHP	Rural	15	483	1,114
	Urban	1	21	37
CSO	Rural	0	40	164
	Urban	0	0	3
Other PD	Rural	1	330	1,687
	Urban	3	85	475
<b>Total:</b>		<b>20</b>	<b>959</b>	<b>3,480</b>

2023 Assists to Other Agencies (Top 3) <sup>1</sup>	
Clermont CSO	468
Union Township PD	288
Miami Township PD	70
Other (remaining agencies' sum)	270
<b>Total:</b>	<b>1,096</b>

### 2023 OSHP Traffic Safety Activity

Enforcement Stops	Non Enforcement Stops	Crashes Inv.	OVI Arrests	DUS <sup>2</sup> Citations	Distracted Driving Violations	Safety Belt Citations	CMV <sup>2</sup> Traffic Citations	Motorist Assists	Violation Warnings
9,165	12,266	1,676	585	384	141	1,183	95	2,367	8,432

### 2023 OSHP Crime Enforcement

Cases	Felony Arrests	Felony Warrants	Mis-demeanor Warrants	Mis-demeanor Summons	Drug Arrests	Illegal Weapons Arrests	Identity Theft Arrests	Resisting Arrest Cases
215	77	13	89	115	113	28	2	20

-- All 2023 crash and activity data is provisional as of the run date of 04/11/2024 --

<sup>1</sup>Assistance to other agencies includes support that is directly (on-scene support on public or private property) or indirectly (referrals to other agencies) provided by OSHP personnel. Does not include assistance to non-law enforcement agencies, non-identified agencies, or other OSHP Posts.

<sup>2</sup>DUS = Driving under a suspended license; CMV = Commercial motor vehicle.



# Clinton County

2023  
OSHP  
Activity



2023 Calls for Service by Type	
Traffic Stop	8,975
Routine/Other Duties	660
Disabled Vehicle	1,311
Crashes	869
Road Hazards	789
Reckless/OVI	1,206
Investigations	303
Drug Courier	27
Violence-Related	78
Warrant/Wanted Person	16
<b>Total:</b>	<b>14,234</b>

2023 Crashes by Investigating Agency and Crash Severity				
Investigating Agency		Fatal Crashes	Injury Crashes	PDO/Unknown
OSHP	Rural	7	162	443
	Urban	1	5	16
CSO	Rural	0	9	95
	Urban	0	2	16
Other PD	Rural	0	1	2
	Urban	1	54	228
<b>Total:</b>		<b>9</b>	<b>233</b>	<b>800</b>

2023 Incidents by Municipality (Top 5)	
Union Township	3,740
Wilmington City	1,383
Liberty Township	1,357
Chester Township	1,077
Green Township	593
Other (remaining municipalities' sum)	2,213
<b>Total:</b>	<b>10,363</b>

2023 Assists to Other Agencies (Top 3) <sup>1</sup>	
Clinton CSO	197
Wilmington PD	122
Sabina PD	21
Other (remaining agencies' sum)	37
<b>Total:</b>	<b>377</b>

## 2023 OSHP Traffic Safety Activity

Enforcement Stops	Non Enforcement Stops	Crashes Inv.	OVI Arrests	DUS <sup>2</sup> Citations	Distracted Driving Violations	Safety Belt Citations	CMV <sup>2</sup> Traffic Citations	Motorist Assists	Violation Warnings
4,796	4,552	634	89	133	112	350	1,726	1,263	2,006

## 2023 OSHP Crime Enforcement

Cases	Felony Arrests	Felony Warrants	Mis-demeanor Warrants	Mis-demeanor Summons	Drug Arrests	Illegal Weapons Arrests	Identity Theft Arrests	Resisting Arrest Cases
77	29	3	22	37	39	3	1	4

-- All 2023 crash and activity data is provisional as of the run date of 04/11/2024 --

<sup>1</sup>Assistance to other agencies includes support that is directly (on-scene support on public or private property) or indirectly (referrals to other agencies) provided by OSHP personnel. Does not include assistance to non-law enforcement agencies, non-identified agencies, or other OSHP Posts.

<sup>2</sup>DUS = Driving under a suspended license; CMV = Commercial motor vehicle.

# Columbiana County

2023  
OSHP  
Activity



Call for Service Type	Count
Traffic Stop	8,262
Routine/Other Duties	748
Disabled Vehicle	862
Crashes	1,169
Road Hazards	648
Reckless/OVI	216
Investigations	215
Drug Courier	2
Violence-Related	52
Warrant/Wanted Person	11
<b>Total:</b>	<b>12,185</b>

Investigating Agency		Fatal Crashes	Injury Crashes	PDO/Unknown
OSHP	Rural	6	250	522
	Urban	0	15	13
CSO	Rural	0	0	0
	Urban	0	0	1
Other PD	Rural	1	49	167
	Urban	4	102	379
<b>Total:</b>		<b>11</b>	<b>416</b>	<b>1,082</b>

Municipality	Count
Fairfield Township	2,299
Elkrun Township	1,078
Salem Township	911
Perry Township	854
Madison Township	765
Other (remaining municipalities' sum)	3,096
<b>Total:</b>	<b>9,003</b>

Agency	Count
Columbiana CSO	108
Columbiana PD	79
Lisbon PD	64
Other (remaining agencies' sum)	151
<b>Total:</b>	<b>402</b>

## 2023 OSHP Traffic Safety Activity

Enforcement Stops	Non Enforcement Stops	Crashes Inv.	OVI Arrests	DUS <sup>2</sup> Citations	Distracted Driving Violations	Safety Belt Citations	CMV <sup>2</sup> Traffic Citations	Motorist Assists	Violation Warnings
3,171	5,723	789	180	243	54	503	101	1,417	2,461

## 2023 OSHP Crime Enforcement

Cases	Felony Arrests	Felony Warrants	Mis-demeanor Warrants	Mis-demeanor Summons	Drug Arrests	Illegal Weapons Arrests	Identity Theft Arrests	Resisting Arrest Cases
156	66	16	20	96	103	17	0	11

-- All 2023 crash and activity data is provisional as of the run date of 04/11/2024 --

<sup>1</sup>Assistance to other agencies includes support that is directly (on-scene support on public or private property) or indirectly (referrals to other agencies) provided by OSHP personnel. Does not include assistance to non-law enforcement agencies, non-identified agencies, or other OSHP Posts.

<sup>2</sup>DUS = Driving under a suspended license; CMV = Commercial motor vehicle.

# Coshocton County

2023 OSHP Activity



2023 Calls for Service by Type	
Traffic Stop	1,164
Routine/Other Duties	44
Disabled Vehicle	94
Crashes	39
Road Hazards	40
Reckless/OVI	14
Investigations	14
Drug Courier	0
Violence-Related	2
Warrant/Wanted Person	2
<b>Total:</b>	<b>1,413</b>

2023 Incidents by Municipality (Top 5)	
Oxford Township	142
Jackson Township	114
Tuscarawas Township	109
Lafayette Township	109
Coshocton City	84
Other (remaining municipalities' sum)	93
<b>Total:</b>	<b>651</b>

2023 Crashes by Investigating Agency and Crash Severity				
Investigating Agency		Fatal Crashes	Injury Crashes	PDO/Unknown
OSHP	Rural	0	1	5
	Urban	0	0	0
CSO	Rural	5	112	294
	Urban	0	47	120
Other PD	Rural	0	0	3
	Urban	0	2	16
<b>Total:</b>		<b>5</b>	<b>162</b>	<b>438</b>

2023 Assists to Other Agencies (Top 2) <sup>1</sup>	
Coshocton CSO	28
Dresden PD	2
Other (remaining agencies' sum)	0
<b>Total:</b>	<b>30</b>

## 2023 OSHP Traffic Safety Activity

Enforcement Stops	Non Enforcement Stops	Crashes Inv.	OVI Arrests	DUS <sup>2</sup> Citations	Distracted Driving Violations	Safety Belt Citations	CMV <sup>2</sup> Traffic Citations	Motorist Assists	Violation Warnings
486	174	4	0	7	3	112	83	43	183

## 2023 OSHP Crime Enforcement

Cases	Felony Arrests	Felony Warrants	Mis-demeanor Warrants	Mis-demeanor Summons	Drug Arrests	Illegal Weapons Arrests	Identity Theft Arrests	Resisting Arrest Cases
1	0	0	3	0	0	0	0	0

-- All 2023 crash and activity data is provisional as of the run date of 04/11/2024 --

<sup>1</sup>Assistance to other agencies includes support that is directly (on-scene support on public or private property) or indirectly (referrals to other agencies) provided by OSHP personnel. Does not include assistance to non-law enforcement agencies, non-identified agencies, or other OSHP Posts.

<sup>2</sup>DUS = Driving under a suspended license; CMV = Commercial motor vehicle.

# Crawford County

2023  
OSHP  
Activity



2023 Calls for Service by Type	
Traffic Stop	6,877
Routine/Other Duties	185
Disabled Vehicle	887
Crashes	321
Road Hazards	435
Reckless/OVI	529
Investigations	117
Drug Courier	10
Violence-Related	33
Warrant/Wanted Person	18
<b>Total:</b>	<b>9,412</b>

2023 Incidents by Municipality (Top 5)	
Bucyrus City	1,615
Holmes Township	1,512
Whetstone Township	1,028
Jefferson Township	673
Bucyrus Township	642
Other (remaining municipalities' sum)	2,153
<b>Total:</b>	<b>7,623</b>

2023 Crashes by Investigating Agency and Crash Severity				
Investigating Agency		Fatal Crashes	Injury Crashes	PDO/Unknown
OSHP	Rural	1	23	117
	Urban	0	4	13
CSO	Rural	1	5	10
	Urban	4	73	252
Other PD	Rural	0	0	0
	Urban	0	41	224
<b>Total:</b>		<b>6</b>	<b>146</b>	<b>616</b>

2023 Assists to Other Agencies (Top 3) <sup>1</sup>	
Crawford CSO	127
Bucyrus PD	103
Ontario PD	37
Other (remaining agencies' sum)	72
<b>Total:</b>	<b>339</b>

## 2023 OSHP Traffic Safety Activity

Enforcement Stops	Non Enforcement Stops	Crashes Inv.	OVI Arrests	DUS <sup>2</sup> Citations	Distracted Driving Violations	Safety Belt Citations	CMV <sup>2</sup> Traffic Citations	Motorist Assists	Violation Warnings
3,118	4,348	157	93	134	106	410	574	923	2,387

## 2023 OSHP Crime Enforcement

Cases	Felony Arrests	Felony Warrants	Mis-demeanor Warrants	Mis-demeanor Summons	Drug Arrests	Illegal Weapons Arrests	Identity Theft Arrests	Resisting Arrest Cases
66	17	2	17	37	29	5	1	1

-- All 2023 crash and activity data is provisional as of the run date of 04/11/2024 --

<sup>1</sup>Assistance to other agencies includes support that is directly (on-scene support on public or private property) or indirectly (referrals to other agencies) provided by OSHP personnel. Does not include assistance to non-law enforcement agencies, non-identified agencies, or other OSHP Posts.

<sup>2</sup>DUS = Driving under a suspended license; CMV = Commercial motor vehicle.

# Cuyahoga County

2023 OSHP Activity



2023 Calls for Service by Type	
Traffic Stop	29,349
Routine/Other Duties	1,841
Disabled Vehicle	2,585
Crashes	1,558
Road Hazards	1,011
Reckless/OVI	1,718
Investigations	654
Drug Courier	12
Violence-Related	94
Warrant/Wanted Person	147
<b>Total:</b>	<b>38,969</b>

2023 Crashes by Investigating Agency and Crash Severity				
Investigating Agency		Fatal Crashes	Injury Crashes	PDO/Unknown
OSHP	Rural	0	5	21
	Urban	10	165	405
CSO	Rural	0	0	1
	Urban	0	2	3
Other PD	Rural	0	25	97
	Urban	90	7,543	18,507
<b>Total:</b>		<b>100</b>	<b>7,740</b>	<b>19,034</b>

2023 Incidents by Municipality (Top 5)	
Cleveland City	6,974
Strongsville City	4,974
Broadview Heights City	3,034
Westlake City	1,256
Brooklyn Heights Village	1,009
Other (remaining municipalities' sum)	8,592
<b>Total:</b>	<b>25,839</b>

2023 Assists to Other Agencies (Top 3) <sup>1</sup>	
Cleveland PD	465
Strongsville PD	99
Brook Park PD	74
Other (remaining agencies' sum)	760
<b>Total:</b>	<b>1,398</b>

## 2023 OSHP Traffic Safety Activity

Enforcement Stops	Non Enforcement Stops	Crashes Inv.	OVI Arrests	DUS <sup>2</sup> Citations	Distracted Driving Violations	Safety Belt Citations	CMV <sup>2</sup> Traffic Citations	Motorist Assists	Violation Warnings
12,415	11,287	619	404	719	547	2,127	1,094	1,803	6,784

## 2023 OSHP Crime Enforcement

Cases	Felony Arrests	Felony Warrants	Mis-demeanor Warrants	Mis-demeanor Summons	Drug Arrests	Illegal Weapons Arrests	Identity Theft Arrests	Resisting Arrest Cases
610	245	50	178	190	209	94	0	146

-- All 2023 crash and activity data is provisional as of the run date of 04/11/2024 --

<sup>1</sup>Assistance to other agencies includes support that is directly (on-scene support on public or private property) or indirectly (referrals to other agencies) provided by OSHP personnel. Does not include assistance to non-law enforcement agencies, non-identified agencies, or other OSHP Posts.

<sup>2</sup>DUS = Driving under a suspended license; CMV = Commercial motor vehicle.

# Darke County

## 2023 OSHP Activity



2023 Calls for Service by Type	
Traffic Stop	1,865
Routine/Other Duties	53
Disabled Vehicle	43
Crashes	25
Road Hazards	28
Reckless/OVI	27
Investigations	23
Drug Courier	0
Violence-Related	0
Warrant/Wanted Person	0
<b>Total:</b>	<b>2,064</b>

2023 Incidents by Municipality (Top 5)	
Greenville Township	77
Adams Township	56
Monroe Township	50
Wayne Township	46
Richland Township	39
Other (remaining municipalities' sum)	85
<b>Total:</b>	<b>353</b>

2023 Crashes by Investigating Agency and Crash Severity				
Investigating Agency		Fatal Crashes	Injury Crashes	PDO/Unknown
OSHP	Rural	0	0	2
	Urban	0	0	2
CSO	Rural	7	161	587
	Urban	1	7	43
Other PD	Rural	0	0	1
	Urban	1	52	177
<b>Total:</b>		<b>9</b>	<b>220</b>	<b>812</b>

2023 Assists to Other Agencies (Top 3) <sup>1</sup>	
Darke CSO	18
Greenville PD	2
Phillipsburg PD	1
Other (remaining agencies' sum)	0
<b>Total:</b>	<b>21</b>

### 2023 OSHP Traffic Safety Activity

Enforcement Stops	Non Enforcement Stops	Crashes Inv.	OVI Arrests	DUS <sup>2</sup> Citations	Distracted Driving Violations	Safety Belt Citations	CMV <sup>2</sup> Traffic Citations	Motorist Assists	Violation Warnings
273	178	4	1	11	1	21	10	18	102

### 2023 OSHP Crime Enforcement

Cases	Felony Arrests	Felony Warrants	Mis-demeanor Warrants	Mis-demeanor Summons	Drug Arrests	Illegal Weapons Arrests	Identity Theft Arrests	Resisting Arrest Cases
5	0	0	1	2	1	0	0	1

-- All 2023 crash and activity data is provisional as of the run date of 04/11/2024 --

<sup>1</sup>Assistance to other agencies includes support that is directly (on-scene support on public or private property) or indirectly (referrals to other agencies) provided by OSHP personnel. Does not include assistance to non-law enforcement agencies, non-identified agencies, or other OSHP Posts.

<sup>2</sup>DUS = Driving under a suspended license; CMV = Commercial motor vehicle.



# Defiance County

2023  
OSHP  
Activity



2023 Calls for Service by Type	
Traffic Stop	6,534
Routine/Other Duties	623
Disabled Vehicle	757
Crashes	326
Road Hazards	231
Reckless/OVI	187
Investigations	50
Drug Courier	0
Violence-Related	10
Warrant/Wanted Person	1
<b>Total:</b>	<b>8,719</b>

2023 Incidents by Municipality (Top 5)	
Defiance Township	2,072
Richland Township	2,065
Noble Township	2,046
Adams Township	882
Delaware Township	273
Other (remaining municipalities' sum)	947
<b>Total:</b>	<b>8,285</b>

2023 Crashes by Investigating Agency and Crash Severity				
Investigating Agency		Fatal Crashes	Injury Crashes	PDO/Unknown
OSHP	Rural	1	81	131
	Urban	0	5	5
CSO	Rural	0	38	445
	Urban	0	1	22
Other PD	Rural	0	1	0
	Urban	0	79	403
<b>Total:</b>		<b>1</b>	<b>205</b>	<b>1,006</b>

2023 Assists to Other Agencies (Top 3) <sup>1</sup>	
Defiance CSO	93
Defiance PD	26
Paulding CSO	11
Other (remaining agencies' sum)	17
<b>Total:</b>	<b>147</b>

## 2023 OSHP Traffic Safety Activity

Enforcement Stops	Non Enforcement Stops	Crashes Inv.	OVI Arrests	DUS <sup>2</sup> Citations	Distracted Driving Violations	Safety Belt Citations	CMV <sup>2</sup> Traffic Citations	Motorist Assists	Violation Warnings
3,271	4,944	218	259	253	254	867	357	880	3,762

## 2023 OSHP Crime Enforcement

Cases	Felony Arrests	Felony Warrants	Mis-demeanor Warrants	Mis-demeanor Summons	Drug Arrests	Illegal Weapons Arrests	Identity Theft Arrests	Resisting Arrest Cases
225	61	4	16	192	184	17	2	5

-- All 2023 crash and activity data is provisional as of the run date of 04/11/2024 --

<sup>1</sup>Assistance to other agencies includes support that is directly (on-scene support on public or private property) or indirectly (referrals to other agencies) provided by OSHP personnel. Does not include assistance to non-law enforcement agencies, non-identified agencies, or other OSHP Posts.

<sup>2</sup>DUS = Driving under a suspended license; CMV = Commercial motor vehicle.

# Delaware County

2023  
OSHP  
Activity



2023 Calls for Service by Type	
Traffic Stop	18,660
Routine/Other Duties	1,509
Disabled Vehicle	2,995
Crashes	2,747
Road Hazards	1,458
Reckless/OVI	2,715
Investigations	370
Drug Courier	27
Violence-Related	123
Warrant/Wanted Person	74
<b>Total:</b>	<b>30,678</b>

2023 Crashes by Investigating Agency and Crash Severity				
Investigating Agency		Fatal Crashes	Injury Crashes	PDO/ Unknown
OSHP	Rural	10	561	1,066
	Urban	0	22	51
CSO	Rural	0	70	316
	Urban	0	1	2
Other PD	Rural	1	35	94
	Urban	4	289	918
<b>Total:</b>		<b>15</b>	<b>978</b>	<b>2,447</b>

2023 Incidents by Municipality (Top 5)	
Berkshire Township	5,160
Orange Township	3,399
Kingston Township	1,617
Liberty Township	1,605
Columbus City Township	1,585
Other (remaining municipalities' sum)	5,647
<b>Total:</b>	<b>19,013</b>

2023 Assists to Other Agencies (Top 3) <sup>1</sup>	
Delaware CSO	889
Columbus PD	160
Delaware PD	146
Other (remaining agencies' sum)	115
<b>Total:</b>	<b>1,310</b>

## 2023 OSHP Traffic Safety Activity

Enforcement Stops	Non Enforcement Stops	Crashes Inv.	OVI Arrests	DUS <sup>2</sup> Citations	Distracted Driving Violations	Safety Belt Citations	CMV <sup>2</sup> Traffic Citations	Motorist Assists	Violation Warnings
6,660	9,698	1,715	289	391	239	491	751	2,751	4,148

## 2023 OSHP Crime Enforcement

Cases	Felony Arrests	Felony Warrants	Mis-demeanor Warrants	Mis-demeanor Summons	Drug Arrests	Illegal Weapons Arrests	Identity Theft Arrests	Resisting Arrest Cases
284	136	19	65	181	191	22	2	10

-- All 2023 crash and activity data is provisional as of the run date of 04/11/2024 --

<sup>1</sup>Assistance to other agencies includes support that is directly (on-scene support on public or private property) or indirectly (referrals to other agencies) provided by OSHP personnel. Does not include assistance to non-law enforcement agencies, non-identified agencies, or other OSHP Posts.

<sup>2</sup>DUS = Driving under a suspended license; CMV = Commercial motor vehicle.

# Erie County

## 2023 OSHP Activity



Call Type	Count
Traffic Stop	20,746
Routine/Other Duties	1,004
Disabled Vehicle	2,532
Crashes	752
Road Hazards	941
Reckless/OVI	1,449
Investigations	391
Drug Courier	7
Violence-Related	51
Warrant/Wanted Person	30
<b>Total:</b>	<b>27,903</b>

Municipality	Count
Milan Township	2,342
Berlin Township	2,127
Huron Township	2,106
Oxford Township	2,095
Groton Township	1,744
Other (remaining municipalities' sum)	6,932
<b>Total:</b>	<b>17,346</b>

Investigating Agency	Type	Fatal Crashes	Injury Crashes	PDO/Unknown
		OSHP	Rural: 7	94
OSHP	Urban	2	7	24
	CSO	Rural: 1	87	294
CSO	Urban	0	42	200
	Other PD	Rural: 0	86	310
Other PD		Urban	1	95
	<b>Total:</b>	<b>11</b>	<b>411</b>	<b>1,547</b>

Agency	Count
Erie CSO	275
Perkins Township PD	47
Vermilion PD	38
Other (remaining agencies' sum)	134
<b>Total:</b>	<b>494</b>

### 2023 OSHP Traffic Safety Activity

Enforcement Stops	Non Enforcement Stops	Crashes Inv.	OVI Arrests	DUS <sup>2</sup> Citations	Distracted Driving Violations	Safety Belt Citations	CMV <sup>2</sup> Traffic Citations	Motorist Assists	Violation Warnings
8,452	7,889	490	191	283	281	522	908	2,820	3,337

### 2023 OSHP Crime Enforcement

Cases	Felony Arrests	Felony Warrants	Mis-demeanor Warrants	Mis-demeanor Summons	Drug Arrests	Illegal Weapons Arrests	Identity Theft Arrests	Resisting Arrest Cases
224	68	17	64	109	126	10	2	11

-- All 2023 crash and activity data is provisional as of the run date of 04/11/2024 --

<sup>1</sup>Assistance to other agencies includes support that is directly (on-scene support on public or private property) or indirectly (referrals to other agencies) provided by OSHP personnel. Does not include assistance to non-law enforcement agencies, non-identified agencies, or other OSHP Posts.

<sup>2</sup>DUS = Driving under a suspended license; CMV = Commercial motor vehicle.

# Fairfield County

2023  
OSHP  
Activity



2023 Calls for Service by Type	
Traffic Stop	13,100
Routine/Other Duties	370
Disabled Vehicle	1,759
Crashes	1,147
Road Hazards	638
Reckless/OVI	1,120
Investigations	143
Drug Courier	29
Violence-Related	57
Warrant/Wanted Person	18
<b>Total:</b>	<b>18,381</b>

2023 Crashes by Investigating Agency and Crash Severity				
Investigating Agency		Fatal Crashes	Injury Crashes	PDO/ Unknown
OSHP	Rural	10	203	371
	Urban	1	8	19
CSO	Rural	0	76	179
	Urban	1	14	62
Other PD	Rural	0	1	0
	Urban	3	266	909
<b>Total:</b>		<b>15</b>	<b>568</b>	<b>1,540</b>

2023 Incidents by Municipality (Top 5)	
Hocking Township	3,173
Violet Township	2,653
Greenfield Township	1,697
Berne Township	1,637
Lancaster City Township	1,197
Other (remaining municipalities' sum)	2,749
<b>Total:</b>	<b>13,106</b>

2023 Assists to Other Agencies (Top 3) <sup>1</sup>	
Fairfield CSO	326
Lancaster PD	76
Pickerington PD	43
Other (remaining agencies' sum)	82
<b>Total:</b>	<b>527</b>

## 2023 OSHP Traffic Safety Activity

Enforcement Stops	Non Enforcement Stops	Crashes Inv.	OVI Arrests	DUS <sup>2</sup> Citations	Distracted Driving Violations	Safety Belt Citations	CMV <sup>2</sup> Traffic Citations	Motorist Assists	Violation Warnings
5,875	6,410	598	201	335	181	674	274	1,532	2,888

## 2023 OSHP Crime Enforcement

Cases	Felony Arrests	Felony Warrants	Mis-demeanor Warrants	Mis-demeanor Summons	Drug Arrests	Illegal Weapons Arrests	Identity Theft Arrests	Resisting Arrest Cases
183	94	21	40	92	109	22	0	2

-- All 2023 crash and activity data is provisional as of the run date of 04/11/2024 --

<sup>1</sup>Assistance to other agencies includes support that is directly (on-scene support on public or private property) or indirectly (referrals to other agencies) provided by OSHP personnel. Does not include assistance to non-law enforcement agencies, non-identified agencies, or other OSHP Posts.

<sup>2</sup>DUS = Driving under a suspended license; CMV = Commercial motor vehicle.

# Fayette County

2023 OSHP Activity



2023 Calls for Service by Type	
Traffic Stop	2,918
Routine/Other Duties	1,799
Disabled Vehicle	723
Crashes	123
Road Hazards	278
Reckless/OVI	636
Investigations	68
Drug Courier	4
Violence-Related	31
Warrant/Wanted Person	8
<b>Total:</b>	<b>6,588</b>

2023 Incidents by Municipality (Top 5)	
Jefferson Township	3,503
Jasper Township	735
Union Township	459
Paint Township	451
Wayne Township	170
Other (remaining municipalities' sum)	559
<b>Total:</b>	<b>5,877</b>

2023 Crashes by Investigating Agency and Crash Severity				
Investigating Agency		Fatal Crashes	Injury Crashes	PDO/Unknown
OSHP	Rural	8	6	42
	Urban	2	0	2
CSO	Rural	0	162	324
	Urban	0	3	11
Other PD	Rural	0	0	1
	Urban	0	39	150
<b>Total:</b>		<b>10</b>	<b>210</b>	<b>530</b>

2023 Assists to Other Agencies (Top 3) <sup>1</sup>	
Fayette CSO	198
Washington Court House PD	6
Madison CSO	6
Other (remaining agencies' sum)	15
<b>Total:</b>	<b>225</b>

## 2023 OSHP Traffic Safety Activity

Enforcement Stops	Non Enforcement Stops	Crashes Inv.	OVI Arrests	DUS <sup>2</sup> Citations	Distracted Driving Violations	Safety Belt Citations	CMV <sup>2</sup> Traffic Citations	Motorist Assists	Violation Warnings
2,209	2,969	62	23	87	142	280	140	585	1,004

## 2023 OSHP Crime Enforcement

Cases	Felony Arrests	Felony Warrants	Mis-demeanor Warrants	Mis-demeanor Summons	Drug Arrests	Illegal Weapons Arrests	Identity Theft Arrests	Resisting Arrest Cases
49	11	4	11	25	27	0	1	2

-- All 2023 crash and activity data is provisional as of the run date of 04/11/2024 --

<sup>1</sup>Assistance to other agencies includes support that is directly (on-scene support on public or private property) or indirectly (referrals to other agencies) provided by OSHP personnel. Does not include assistance to non-law enforcement agencies, non-identified agencies, or other OSHP Posts.

<sup>2</sup>DUS = Driving under a suspended license; CMV = Commercial motor vehicle.

# Franklin County

## 2023 OSHP Activity



2023 Calls for Service by Type	
Traffic Stop	47,568
Routine/Other Duties	859
Disabled Vehicle	8,517
Crashes	2,474
Road Hazards	2,613
Reckless/OVI	2,735
Investigations	2,630
Drug Courier	87
Violence-Related	387
Warrant/Wanted Person	122
<b>Total:</b>	<b>67,992</b>

2023 Incidents by Municipality (Top 5)	
Columbus City	20,988
Jackson Township	2,277
Sharon Township	1,360
Hamilton Township	992
Blendon Township	953
Other (remaining municipalities' sum)	5,199
<b>Total:</b>	<b>31,769</b>

2023 Crashes by Investigating Agency and Crash Severity				
Investigating Agency		Fatal Crashes	Injury Crashes	PDO/Unknown
OSHP	Rural	0	61	135
	Urban	5	89	235
CSO	Rural	11	130	329
	Urban	15	365	803
Other PD	Rural	0	280	589
	Urban	87	6,413	13,969
<b>Total:</b>		<b>118</b>	<b>7,338</b>	<b>16,060</b>

2023 Assists to Other Agencies (Top 3) <sup>1</sup>	
Columbus PD	2,006
Franklin CSO	529
Dublin PD	146
Other (remaining agencies' sum)	551
<b>Total:</b>	<b>3,232</b>

### 2023 OSHP Traffic Safety Activity

Enforcement Stops	Non Enforcement Stops	Crashes Inv.	OVI Arrests	DUS <sup>2</sup> Citations	Distracted Driving Violations	Safety Belt Citations	CMV <sup>2</sup> Traffic Citations	Motorist Assists	Violation Warnings
14,152	13,554	534	706	1,336	254	2,402	656	4,671	7,485

### 2023 OSHP Crime Enforcement

Cases	Felony Arrests	Felony Warrants	Mis-demeanor Warrants	Mis-demeanor Summons	Drug Arrests	Illegal Weapons Arrests	Identity Theft Arrests	Resisting Arrest Cases
915	316	60	155	158	180	40	5	40

-- All 2023 crash and activity data is provisional as of the run date of 04/11/2024 --

<sup>1</sup>Assistance to other agencies includes support that is directly (on-scene support on public or private property) or indirectly (referrals to other agencies) provided by OSHP personnel. Does not include assistance to non-law enforcement agencies, non-identified agencies, or other OSHP Posts.

<sup>2</sup>DUS = Driving under a suspended license; CMV = Commercial motor vehicle.



# Fulton County

2023  
OSHP  
Activity



2023 Calls for Service by Type	
Traffic Stop	9,392
Routine/Other Duties	546
Disabled Vehicle	865
Crashes	534
Road Hazards	244
Reckless/OVI	378
Investigations	106
Drug Courier	1
Violence-Related	14
Warrant/Wanted Person	9
<b>Total:</b>	<b>12,089</b>

2023 Crashes by Investigating Agency and Crash Severity				
Investigating Agency		Fatal Crashes	Injury Crashes	PDO/ Unknown
OSHP	Rural	5	79	149
	Urban	0	3	8
CSO	Rural	2	113	382
	Urban	0	4	6
Other PD	Rural	0	2	4
	Urban	1	53	194
<b>Total:</b>		<b>8</b>	<b>254</b>	<b>743</b>

2023 Incidents by Municipality (Top 5)	
Pike Township	1,440
Fulton Township	1,327
Franklin Township	1,221
Dover Township	781
Swan Creek Township	237
Other (remaining municipalities' sum)	622
<b>Total:</b>	<b>5,628</b>

2023 Assists to Other Agencies (Top 3) <sup>1</sup>	
Fulton CSO	35
Swanton PD	9
Delta PD	7
Other (remaining agencies' sum)	9
<b>Total:</b>	<b>60</b>

## 2023 OSHP Traffic Safety Activity

Enforcement Stops	Non Enforcement Stops	Crashes Inv.	OVI Arrests	DUS <sup>2</sup> Citations	Distracted Driving Violations	Safety Belt Citations	CMV <sup>2</sup> Traffic Citations	Motorist Assists	Violation Warnings
2,709	2,631	238	16	39	30	273	725	1,068	1,093

## 2023 OSHP Crime Enforcement

Cases	Felony Arrests	Felony Warrants	Mis-demeanor Warrants	Mis-demeanor Summons	Drug Arrests	Illegal Weapons Arrests	Identity Theft Arrests	Resisting Arrest Cases
27	5	0	2	8	9	0	1	1

-- All 2023 crash and activity data is provisional as of the run date of 04/11/2024 --

<sup>1</sup>Assistance to other agencies includes support that is directly (on-scene support on public or private property) or indirectly (referrals to other agencies) provided by OSHP personnel. Does not include assistance to non-law enforcement agencies, non-identified agencies, or other OSHP Posts.

<sup>2</sup>DUS = Driving under a suspended license; CMV = Commercial motor vehicle.

# Gallia County

2023  
OSHP  
Activity



2023 Calls for Service by Type	
Traffic Stop	6,968
Routine/Other Duties	2,574
Disabled Vehicle	970
Crashes	806
Road Hazards	867
Reckless/OVI	460
Investigations	295
Drug Courier	16
Violence-Related	133
Warrant/Wanted Person	35
<b>Total:</b>	<b>13,124</b>

2023 Incidents by Municipality (Top 5)	
Springfield Township	3,546
Raccoon Township	2,758
Gallipolis Township	2,502
Addison Township	1,719
Green Township	1,680
Other (remaining municipalities' sum)	1,241
<b>Total:</b>	<b>13,446</b>

2023 Crashes by Investigating Agency and Crash Severity				
Investigating Agency		Fatal Crashes	Injury Crashes	PDO/Unknown
OSHP	Rural	6	124	350
	Urban	0	5	7
CSO	Rural	0	4	8
	Urban	0	0	1
Other PD	Rural	0	0	0
	Urban	1	49	103
<b>Total:</b>		<b>7</b>	<b>182</b>	<b>469</b>

2023 Assists to Other Agencies (Top 3) <sup>1</sup>	
Gallia CSO	271
Gallipolis PD	28
Rio Grande PD	11
Other (remaining agencies' sum)	10
<b>Total:</b>	<b>320</b>

## 2023 OSHP Traffic Safety Activity

Enforcement Stops	Non Enforcement Stops	Crashes Inv.	OVI Arrests	DUS <sup>2</sup> Citations	Distracted Driving Violations	Safety Belt Citations	CMV <sup>2</sup> Traffic Citations	Motorist Assists	Violation Warnings
4,825	8,353	492	127	215	120	1,330	536	1,474	3,185

## 2023 OSHP Crime Enforcement

Cases	Felony Arrests	Felony Warrants	Mis-demeanor Warrants	Mis-demeanor Summons	Drug Arrests	Illegal Weapons Arrests	Identity Theft Arrests	Resisting Arrest Cases
150	72	8	41	65	76	16	1	3

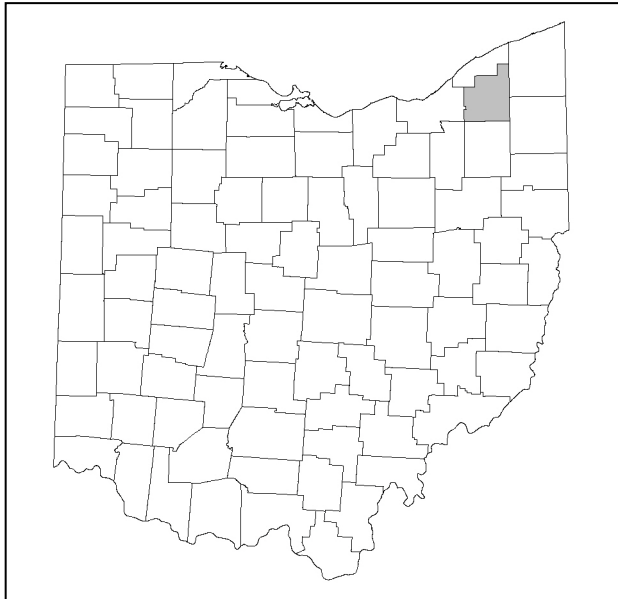
-- All 2023 crash and activity data is provisional as of the run date of 04/11/2024 --

<sup>1</sup>Assistance to other agencies includes support that is directly (on-scene support on public or private property) or indirectly (referrals to other agencies) provided by OSHP personnel. Does not include assistance to non-law enforcement agencies, non-identified agencies, or other OSHP Posts.

<sup>2</sup>DUS = Driving under a suspended license; CMV = Commercial motor vehicle.

# Geauga County

2023  
OSHP  
Activity



2023 Calls for Service by Type	
Traffic Stop	3,076
Routine/Other Duties	86
Disabled Vehicle	360
Crashes	1,149
Road Hazards	426
Reckless/OVI	360
Investigations	101
Drug Courier	0
Violence-Related	18
Warrant/Wanted Person	6
<b>Total:</b>	<b>5,582</b>

2023 Crashes by Investigating Agency and Crash Severity				
Investigating Agency		Fatal Crashes	Injury Crashes	PDO/ Unknown
OSHP	Rural	2	218	526
	Urban	1	14	26
CSO	Rural	1	32	154
	Urban	0	5	34
Other PD	Rural	1	119	323
	Urban	0	43	154
<b>Total:</b>		<b>5</b>	<b>431</b>	<b>1,217</b>

2023 Incidents by Municipality (Top 5)	
Parkman Township	1,215
Auburn Township	657
Chardon Township	610
Troy Township	405
Bainbridge Township	372
Other (remaining municipalities' sum)	2,209
<b>Total:</b>	<b>5,468</b>

2023 Assists to Other Agencies (Top 3) <sup>1</sup>	
Geauga CSO	206
Chardon PD	25
Bainbridge Township PD	22
Other (remaining agencies' sum)	50
<b>Total:</b>	<b>303</b>

## 2023 OSHP Traffic Safety Activity

Enforcement Stops	Non Enforcement Stops	Crashes Inv.	OVI Arrests	DUS <sup>2</sup> Citations	Distracted Driving Violations	Safety Belt Citations	CMV <sup>2</sup> Traffic Citations	Motorist Assists	Violation Warnings
1,998	3,248	788	67	69	30	249	166	840	1,613

## 2023 OSHP Crime Enforcement

Cases	Felony Arrests	Felony Warrants	Mis-demeanor Warrants	Mis-demeanor Summons	Drug Arrests	Illegal Weapons Arrests	Identity Theft Arrests	Resisting Arrest Cases
59	14	3	7	39	36	7	1	1

-- All 2023 crash and activity data is provisional as of the run date of 04/11/2024 --

<sup>1</sup>Assistance to other agencies includes support that is directly (on-scene support on public or private property) or indirectly (referrals to other agencies) provided by OSHP personnel. Does not include assistance to non-law enforcement agencies, non-identified agencies, or other OSHP Posts.

<sup>2</sup>DUS = Driving under a suspended license; CMV = Commercial motor vehicle.

# Greene County

## 2023 OSHP Activity



2023 Calls for Service by Type	
Traffic Stop	13,020
Routine/Other Duties	576
Disabled Vehicle	2,121
Crashes	1,622
Road Hazards	863
Reckless/OVI	852
Investigations	192
Drug Courier	3
Violence-Related	46
Warrant/Wanted Person	42
<b>Total:</b>	<b>19,337</b>

2023 Incidents by Municipality (Top 5)	
Beavercreek Township	5,401
Bath Township	2,169
Xenia Township	1,766
Xenia City	1,090
Sugarcreek Township	756
Other (remaining municipalities' sum)	2,484
<b>Total:</b>	<b>13,666</b>

2023 Crashes by Investigating Agency and Crash Severity				
Investigating Agency		Fatal Crashes	Injury Crashes	PDO/Unknown
OSHP	Rural	2	280	616
	Urban	0	13	49
CSO	Rural	0	31	160
	Urban	0	3	40
Other PD	Rural	1	55	193
	Urban	2	348	1,370
<b>Total:</b>		<b>5</b>	<b>730</b>	<b>2,428</b>

2023 Assists to Other Agencies (Top 3) <sup>1</sup>	
Beavercreek PD	278
Greene CSO	259
Fairborn PD	104
Other (remaining agencies' sum)	198
<b>Total:</b>	<b>839</b>

### 2023 OSHP Traffic Safety Activity

Enforcement Stops	Non Enforcement Stops	Crashes Inv.	OVI Arrests	DUS <sup>2</sup> Citations	Distracted Driving Violations	Safety Belt Citations	CMV <sup>2</sup> Traffic Citations	Motorist Assists	Violation Warnings
6,193	6,566	955	152	358	56	533	447	2,137	3,763

### 2023 OSHP Crime Enforcement

Cases	Felony Arrests	Felony Warrants	Mis-demeanor Warrants	Mis-demeanor Summons	Drug Arrests	Illegal Weapons Arrests	Identity Theft Arrests	Resisting Arrest Cases
136	29	24	42	59	49	5	2	14

-- All 2023 crash and activity data is provisional as of the run date of 04/11/2024 --

<sup>1</sup>Assistance to other agencies includes support that is directly (on-scene support on public or private property) or indirectly (referrals to other agencies) provided by OSHP personnel. Does not include assistance to non-law enforcement agencies, non-identified agencies, or other OSHP Posts.

<sup>2</sup>DUS = Driving under a suspended license; CMV = Commercial motor vehicle.

# Guernsey County

2023  
OSHP  
Activity



2023 Calls for Service by Type	
Traffic Stop	13,802
Routine/Other Duties	2,340
Disabled Vehicle	2,539
Crashes	1,323
Road Hazards	2,218
Reckless/OVI	1,393
Investigations	502
Drug Courier	36
Violence-Related	125
Warrant/Wanted Person	93
<b>Total:</b>	<b>24,371</b>

2023 Incidents by Municipality (Top 5)	
Cambridge Township	3,082
Westland Township	2,426
Valley Township	2,161
Wills Township	1,982
Center Township	1,930
Other (remaining municipalities' sum)	4,712
<b>Total:</b>	<b>16,293</b>

2023 Crashes by Investigating Agency and Crash Severity				
Investigating Agency		Fatal Crashes	Injury Crashes	PDO/Unknown
OSHP	Rural	8	161	553
	Urban	0	9	37
CSO	Rural	0	0	0
	Urban	0	0	0
Other PD	Rural	0	0	4
	Urban	0	49	188
<b>Total:</b>		<b>8</b>	<b>219</b>	<b>782</b>

2023 Assists to Other Agencies (Top 3) <sup>1</sup>	
Guernsey CSO	178
Cambridge PD	94
Noble CSO	28
Other (remaining agencies' sum)	54
<b>Total:</b>	<b>354</b>

## 2023 OSHP Traffic Safety Activity

Enforcement Stops	Non Enforcement Stops	Crashes Inv.	OVI Arrests	DUS <sup>2</sup> Citations	Distracted Driving Violations	Safety Belt Citations	CMV <sup>2</sup> Traffic Citations	Motorist Assists	Violation Warnings
5,456	10,144	753	101	168	30	390	1,999	2,719	2,155

## 2023 OSHP Crime Enforcement

Cases	Felony Arrests	Felony Warrants	Mis-demeanor Warrants	Mis-demeanor Summons	Drug Arrests	Illegal Weapons Arrests	Identity Theft Arrests	Resisting Arrest Cases
208	74	22	36	119	125	12	2	8

-- All 2023 crash and activity data is provisional as of the run date of 04/11/2024 --

<sup>1</sup>Assistance to other agencies includes support that is directly (on-scene support on public or private property) or indirectly (referrals to other agencies) provided by OSHP personnel. Does not include assistance to non-law enforcement agencies, non-identified agencies, or other OSHP Posts.

<sup>2</sup>DUS = Driving under a suspended license; CMV = Commercial motor vehicle.

# Hamilton County

2023  
OSHP  
Activity



2023 Calls for Service by Type	
Traffic Stop	23,347
Routine/Other Duties	1,502
Disabled Vehicle	3,100
Crashes	907
Road Hazards	1,165
Reckless/OVI	1,248
Investigations	460
Drug Courier	35
Violence-Related	97
Warrant/Wanted Person	96
<b>Total:</b>	<b>31,957</b>

2023 Incidents by Municipality (Top 5)	
Anderson Township	1,626
Harrison Township	1,387
Sharonville City	860
Cincinnati City	787
Colerain Township	761
Other (remaining municipalities' sum)	3,168
<b>Total:</b>	<b>8,589</b>

2023 Crashes by Investigating Agency and Crash Severity				
Investigating Agency		Fatal Crashes	Injury Crashes	PDO/Unknown
OSHP	Rural	0	3	48
	Urban	2	12	72
CSO	Rural	13	608	2,084
	Urban	9	86	274
Other PD	Rural	7	1,012	3,122
	Urban	41	4,513	15,569
<b>Total:</b>		<b>72</b>	<b>6,234</b>	<b>21,169</b>

2023 Assists to Other Agencies (Top 3) <sup>1</sup>	
Hamilton CSO	707
Cincinnati PD	190
Sharonville PD	26
Other (remaining agencies' sum)	132
<b>Total:</b>	<b>1,055</b>

## 2023 OSHP Traffic Safety Activity

Enforcement Stops	Non Enforcement Stops	Crashes Inv.	OVI Arrests	DUS <sup>2</sup> Citations	Distracted Driving Violations	Safety Belt Citations	CMV <sup>2</sup> Traffic Citations	Motorist Assists	Violation Warnings
4,124	2,989	134	40	158	32	497	922	769	1,471

## 2023 OSHP Crime Enforcement

Cases	Felony Arrests	Felony Warrants	Mis-demeanor Warrants	Mis-demeanor Summons	Drug Arrests	Illegal Weapons Arrests	Identity Theft Arrests	Resisting Arrest Cases
39	10	11	36	9	11	1	0	2

-- All 2023 crash and activity data is provisional as of the run date of 04/11/2024 --

<sup>1</sup>Assistance to other agencies includes support that is directly (on-scene support on public or private property) or indirectly (referrals to other agencies) provided by OSHP personnel. Does not include assistance to non-law enforcement agencies, non-identified agencies, or other OSHP Posts.

<sup>2</sup>DUS = Driving under a suspended license; CMV = Commercial motor vehicle.



# Hancock County

2023  
OSHP  
Activity



2023 Calls for Service by Type	
Traffic Stop	12,287
Routine/Other Duties	1,938
Disabled Vehicle	2,145
Crashes	935
Road Hazards	1,983
Reckless/OVI	1,175
Investigations	262
Drug Courier	15
Violence-Related	58
Warrant/Wanted Person	28
<b>Total:</b>	<b>20,826</b>

2023 Incidents by Municipality (Top 5)	
Findlay City	3,727
Allen Township	3,324
Eagle Township	2,832
Liberty Township	1,185
Amanda Township	954
Other (remaining municipalities' sum)	4,009
<b>Total:</b>	<b>16,031</b>

2023 Crashes by Investigating Agency and Crash Severity				
Investigating Agency		Fatal Crashes	Injury Crashes	PDO/Unknown
OSHP	Rural	0	77	376
	Urban	1	11	86
CSO	Rural	5	107	545
	Urban	0	6	30
Other PD	Rural	0	0	1
	Urban	2	151	602
<b>Total:</b>		<b>8</b>	<b>352</b>	<b>1,640</b>

2023 Assists to Other Agencies (Top 3) <sup>1</sup>	
Hancock CSO	203
Findlay PD	125
Bluffton PD	63
Other (remaining agencies' sum)	106
<b>Total:</b>	<b>497</b>

## 2023 OSHP Traffic Safety Activity

Enforcement Stops	Non Enforcement Stops	Crashes Inv.	OVI Arrests	DUS <sup>2</sup> Citations	Distracted Driving Violations	Safety Belt Citations	CMV <sup>2</sup> Traffic Citations	Motorist Assists	Violation Warnings
6,724	8,945	550	180	216	53	755	1,177	2,578	4,220

## 2023 OSHP Crime Enforcement

Cases	Felony Arrests	Felony Warrants	Mis-demeanor Warrants	Mis-demeanor Summons	Drug Arrests	Illegal Weapons Arrests	Identity Theft Arrests	Resisting Arrest Cases
277	83	8	38	170	205	7	0	11

-- All 2023 crash and activity data is provisional as of the run date of 04/11/2024 --

<sup>1</sup>Assistance to other agencies includes support that is directly (on-scene support on public or private property) or indirectly (referrals to other agencies) provided by OSHP personnel. Does not include assistance to non-law enforcement agencies, non-identified agencies, or other OSHP Posts.

<sup>2</sup>DUS = Driving under a suspended license; CMV = Commercial motor vehicle.

# Hardin County

2023 OSHP Activity



2023 Calls for Service by Type	
Traffic Stop	1,812
Routine/Other Duties	47
Disabled Vehicle	118
Crashes	42
Road Hazards	45
Reckless/OVI	71
Investigations	16
Drug Courier	1
Violence-Related	0
Warrant/Wanted Person	3
<b>Total:</b>	<b>2,155</b>

2023 Incidents by Municipality (Top 5)	
Cessna Township	133
Roundhead Township	118
Marion Township	101
Pleasant Township	88
Liberty Township	64
Other (remaining municipalities' sum)	213
<b>Total:</b>	<b>717</b>

2023 Crashes by Investigating Agency and Crash Severity				
Investigating Agency		Fatal Crashes	Injury Crashes	PDO/Unknown
OSHP	Rural	0	3	7
	Urban	0	0	0
CSO	Rural	3	51	224
	Urban	1	14	42
Other PD	Rural	0	0	1
	Urban	0	35	143
<b>Total:</b>		<b>4</b>	<b>103</b>	<b>417</b>

2023 Assists to Other Agencies (Top 3) <sup>1</sup>	
Hardin CSO	55
Logan CSO	4
Kenton PD	2
Other (remaining agencies' sum)	5
<b>Total:</b>	<b>66</b>

## 2023 OSHP Traffic Safety Activity

Enforcement Stops	Non Enforcement Stops	Crashes Inv.	OVI Arrests	DUS <sup>2</sup> Citations	Distracted Driving Violations	Safety Belt Citations	CMV <sup>2</sup> Traffic Citations	Motorist Assists	Violation Warnings
433	277	15	1	14	6	52	21	68	226

## 2023 OSHP Crime Enforcement

Cases	Felony Arrests	Felony Warrants	Mis-demeanor Warrants	Mis-demeanor Summons	Drug Arrests	Illegal Weapons Arrests	Identity Theft Arrests	Resisting Arrest Cases
5	1	0	2	2	1	0	0	0

-- All 2023 crash and activity data is provisional as of the run date of 04/11/2024 --

<sup>1</sup>Assistance to other agencies includes support that is directly (on-scene support on public or private property) or indirectly (referrals to other agencies) provided by OSHP personnel. Does not include assistance to non-law enforcement agencies, non-identified agencies, or other OSHP Posts.

<sup>2</sup>DUS = Driving under a suspended license; CMV = Commercial motor vehicle.

# Harrison County

## 2023 OSHP Activity



2023 Calls for Service by Type	
Traffic Stop	2,402
Routine/Other Duties	762
Disabled Vehicle	273
Crashes	378
Road Hazards	182
Reckless/OVI	136
Investigations	51
Drug Courier	1
Violence-Related	11
Warrant/Wanted Person	3
<b>Total:</b>	<b>4,199</b>

2023 Incidents by Municipality (Top 5)	
Cadiz Township	691
Green Township	672
Franklin Township	572
Moorefield Township	530
Stock Township	203
Other (remaining municipalities' sum)	522
<b>Total:</b>	<b>3,190</b>

2023 Crashes by Investigating Agency and Crash Severity				
Investigating Agency		Fatal Crashes	Injury Crashes	PDO/Unknown
OSHP	Rural	5	50	124
	Urban	0	6	9
CSO	Rural	0	0	0
	Urban	0	0	0
Other PD	Rural	0	0	0
	Urban	0	10	21
<b>Total:</b>		<b>5</b>	<b>66</b>	<b>154</b>

2023 Assists to Other Agencies (Top 3) <sup>1</sup>	
Harrison CSO	84
Cadiz PD	16
Jefferson CSO	5
Other (remaining agencies' sum)	12
<b>Total:</b>	<b>117</b>

### 2023 OSHP Traffic Safety Activity

Enforcement Stops	Non Enforcement Stops	Crashes Inv.	OVI Arrests	DUS <sup>2</sup> Citations	Distracted Driving Violations	Safety Belt Citations	CMV <sup>2</sup> Traffic Citations	Motorist Assists	Violation Warnings
999	2,079	190	27	33	7	84	271	381	547

### 2023 OSHP Crime Enforcement

Cases	Felony Arrests	Felony Warrants	Mis-demeanor Warrants	Mis-demeanor Summons	Drug Arrests	Illegal Weapons Arrests	Identity Theft Arrests	Resisting Arrest Cases
25	5	4	4	8	9	1	0	0

-- All 2023 crash and activity data is provisional as of the run date of 04/11/2024 --

<sup>1</sup>Assistance to other agencies includes support that is directly (on-scene support on public or private property) or indirectly (referrals to other agencies) provided by OSHP personnel. Does not include assistance to non-law enforcement agencies, non-identified agencies, or other OSHP Posts.

<sup>2</sup>DUS = Driving under a suspended license; CMV = Commercial motor vehicle.

# Henry County

## 2023 OSHP Activity



2023 Calls for Service by Type	
Traffic Stop	1,030
Routine/Other Duties	52
Disabled Vehicle	265
Crashes	69
Road Hazards	73
Reckless/OVI	107
Investigations	19
Drug Courier	0
Violence-Related	5
Warrant/Wanted Person	1
<b>Total:</b>	<b>1,621</b>

2023 Incidents by Municipality (Top 5)	
Napoleon Township	340
Washington Township	200
Liberty Township	192
Flatrock Township	110
Ridgeville Township	109
Other (remaining municipalities' sum)	154
<b>Total:</b>	<b>1,105</b>

2023 Crashes by Investigating Agency and Crash Severity				
Investigating Agency		Fatal Crashes	Injury Crashes	PDO/Unknown
OSHP	Rural	0	3	15
	Urban	0	1	1
CSO	Rural	3	94	375
	Urban	1	12	44
Other PD	Rural	0	0	0
	Urban	1	27	157
<b>Total:</b>		<b>5</b>	<b>137</b>	<b>592</b>

2023 Assists to Other Agencies (Top 3) <sup>1</sup>	
Henry CSO	83
Lucas CSO	19
Napoleon PD	12
Other (remaining agencies' sum)	21
<b>Total:</b>	<b>135</b>

### 2023 OSHP Traffic Safety Activity

Enforcement Stops	Non Enforcement Stops	Crashes Inv.	OVI Arrests	DUS <sup>2</sup> Citations	Distracted Driving Violations	Safety Belt Citations	CMV <sup>2</sup> Traffic Citations	Motorist Assists	Violation Warnings
451	585	21	16	20	31	99	64	202	382

### 2023 OSHP Crime Enforcement

Cases	Felony Arrests	Felony Warrants	Mis-demeanor Warrants	Mis-demeanor Summons	Drug Arrests	Illegal Weapons Arrests	Identity Theft Arrests	Resisting Arrest Cases
22	2	0	1	11	11	1	0	1

-- All 2023 crash and activity data is provisional as of the run date of 04/11/2024 --

<sup>1</sup>Assistance to other agencies includes support that is directly (on-scene support on public or private property) or indirectly (referrals to other agencies) provided by OSHP personnel. Does not include assistance to non-law enforcement agencies, non-identified agencies, or other OSHP Posts.

<sup>2</sup>DUS = Driving under a suspended license; CMV = Commercial motor vehicle.

# Highland County

2023  
OSHP  
Activity



2023 Calls for Service by Type	
Traffic Stop	2,744
Routine/Other Duties	76
Disabled Vehicle	164
Crashes	482
Road Hazards	220
Reckless/OVI	198
Investigations	53
Drug Courier	2
Violence-Related	14
Warrant/Wanted Person	16
<b>Total:</b>	<b>3,969</b>

2023 Incidents by Municipality (Top 5)	
Fairfield Township	510
Liberty Township	428
Penn Township	284
Union Township	222
New Market Township	179
Other (remaining municipalities' sum)	970
<b>Total:</b>	<b>2,593</b>

2023 Crashes by Investigating Agency and Crash Severity				
Investigating Agency		Fatal Crashes	Injury Crashes	PDO/Unknown
OSHP	Rural	6	135	177
	Urban	0	6	8
CSO	Rural	0	26	89
	Urban	0	0	1
Other PD	Rural	0	0	1
	Urban	0	55	277
<b>Total:</b>		<b>6</b>	<b>222</b>	<b>553</b>

2023 Assists to Other Agencies (Top 3) <sup>1</sup>	
Highland CSO	83
Greenfield PD	12
Hillsboro PD	11
Other (remaining agencies' sum)	7
<b>Total:</b>	<b>113</b>

## 2023 OSHP Traffic Safety Activity

Enforcement Stops	Non Enforcement Stops	Crashes Inv.	OVI Arrests	DUS <sup>2</sup> Citations	Distracted Driving Violations	Safety Belt Citations	CMV <sup>2</sup> Traffic Citations	Motorist Assists	Violation Warnings
1,286	1,110	330	33	53	36	155	33	280	665

## 2023 OSHP Crime Enforcement

Cases	Felony Arrests	Felony Warrants	Mis-demeanor Warrants	Mis-demeanor Summons	Drug Arrests	Illegal Weapons Arrests	Identity Theft Arrests	Resisting Arrest Cases
24	9	1	14	8	8	3	0	1

-- All 2023 crash and activity data is provisional as of the run date of 04/11/2024 --

<sup>1</sup>Assistance to other agencies includes support that is directly (on-scene support on public or private property) or indirectly (referrals to other agencies) provided by OSHP personnel. Does not include assistance to non-law enforcement agencies, non-identified agencies, or other OSHP Posts.

<sup>2</sup>DUS = Driving under a suspended license; CMV = Commercial motor vehicle.

# Hocking County

2023  
OSHP  
Activity



2023 Calls for Service by Type	
Traffic Stop	3,253
Routine/Other Duties	1,601
Disabled Vehicle	946
Crashes	660
Road Hazards	313
Reckless/OVI	352
Investigations	76
Drug Courier	5
Violence-Related	21
Warrant/Wanted Person	9
<b>Total:</b>	<b>7,236</b>

2023 Incidents by Municipality (Top 5)	
Good Hope Township	3,493
Falls Township	1,142
Green Township	1,018
Ward Township	174
Starr Township	103
Other (remaining municipalities' sum)	361
<b>Total:</b>	<b>6,291</b>

2023 Crashes by Investigating Agency and Crash Severity				
Investigating Agency		Fatal Crashes	Injury Crashes	PDO/Unknown
OSHP	Rural	5	121	275
	Urban	1	2	10
CSO	Rural	0	10	22
	Urban	0	1	1
Other PD	Rural	0	2	7
	Urban	0	18	122
<b>Total:</b>		<b>6</b>	<b>154</b>	<b>437</b>

2023 Assists to Other Agencies (Top 3) <sup>1</sup>	
Hocking CSO	202
Logan PD	44
Athens CSO	12
Other (remaining agencies' sum)	4
<b>Total:</b>	<b>262</b>

## 2023 OSHP Traffic Safety Activity

Enforcement Stops	Non Enforcement Stops	Crashes Inv.	OVI Arrests	DUS <sup>2</sup> Citations	Distracted Driving Violations	Safety Belt Citations	CMV <sup>2</sup> Traffic Citations	Motorist Assists	Violation Warnings
1,740	4,239	415	40	104	16	256	115	948	947

## 2023 OSHP Crime Enforcement

Cases	Felony Arrests	Felony Warrants	Mis-demeanor Warrants	Mis-demeanor Summons	Drug Arrests	Illegal Weapons Arrests	Identity Theft Arrests	Resisting Arrest Cases
50	14	4	10	27	27	2	0	0

-- All 2023 crash and activity data is provisional as of the run date of 04/11/2024 --

<sup>1</sup>Assistance to other agencies includes support that is directly (on-scene support on public or private property) or indirectly (referrals to other agencies) provided by OSHP personnel. Does not include assistance to non-law enforcement agencies, non-identified agencies, or other OSHP Posts.

<sup>2</sup>DUS = Driving under a suspended license; CMV = Commercial motor vehicle.



# Holmes County

## 2023 OSHP Activity



2023 Calls for Service by Type	
Traffic Stop	794
Routine/Other Duties	545
Disabled Vehicle	46
Crashes	201
Road Hazards	68
Reckless/OVI	27
Investigations	47
Drug Courier	2
Violence-Related	2
Warrant/Wanted Person	0
<b>Total:</b>	<b>1,732</b>

2023 Crashes by Investigating Agency and Crash Severity				
Investigating Agency		Fatal Crashes	Injury Crashes	PDO/Unknown
OSHP	Rural	2	37	65
	Urban	0	2	4
CSO	Rural	1	106	290
	Urban	0	1	4
Other PD	Rural	0	0	0
	Urban	0	13	64
<b>Total:</b>		<b>3</b>	<b>159</b>	<b>427</b>

2023 Incidents by Municipality (Top 5)	
Berlin Township	466
Walnut Creek Township	286
Washington Township	186
Salt Creek Township	185
Killbuck Township	125
Other (remaining municipalities' sum)	379
<b>Total:</b>	<b>1,627</b>

2023 Assists to Other Agencies (Top 3) <sup>1</sup>	
Holmes CSO	42
Loudonville PD	2
Millersburg PD	1
Other (remaining agencies' sum)	0
<b>Total:</b>	<b>45</b>

### 2023 OSHP Traffic Safety Activity

Enforcement Stops	Non Enforcement Stops	Crashes Inv.	OVI Arrests	DUS <sup>2</sup> Citations	Distracted Driving Violations	Safety Belt Citations	CMV <sup>2</sup> Traffic Citations	Motorist Assists	Violation Warnings
657	967	105	17	10	8	419	13	118	699

### 2023 OSHP Crime Enforcement

Cases	Felony Arrests	Felony Warrants	Mis-demeanor Warrants	Mis-demeanor Summons	Drug Arrests	Illegal Weapons Arrests	Identity Theft Arrests	Resisting Arrest Cases
4	1	0	2	2	3	0	0	0

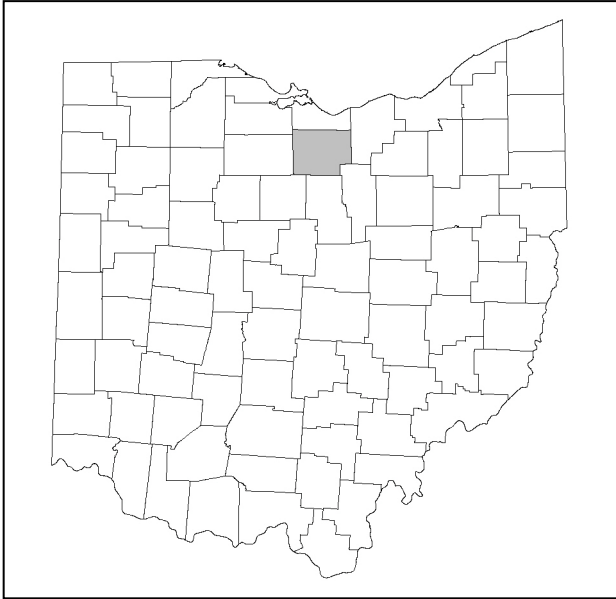
-- All 2023 crash and activity data is provisional as of the run date of 04/11/2024 --

<sup>1</sup>Assistance to other agencies includes support that is directly (on-scene support on public or private property) or indirectly (referrals to other agencies) provided by OSHP personnel. Does not include assistance to non-law enforcement agencies, non-identified agencies, or other OSHP Posts.

<sup>2</sup>DUS = Driving under a suspended license; CMV = Commercial motor vehicle.

# Huron County

## 2023 OSHP Activity



2023 Calls for Service by Type	
Traffic Stop	11,368
Routine/Other Duties	791
Disabled Vehicle	906
Crashes	665
Road Hazards	527
Reckless/OVI	460
Investigations	186
Drug Courier	4
Violence-Related	37
Warrant/Wanted Person	50
<b>Total:</b>	<b>14,994</b>

2023 Crashes by Investigating Agency and Crash Severity				
Investigating Agency		Fatal Crashes	Injury Crashes	PDO/Unknown
OSHP	Rural	9	144	348
	Urban	0	4	10
CSO	Rural	0	9	49
	Urban	0	22	217
Other PD	Rural	0	0	0
	Urban	2	78	326
<b>Total:</b>		<b>11</b>	<b>257</b>	<b>950</b>

2023 Incidents by Municipality (Top 5)	
Norwalk Township	1,166
Norwalk City	826
Ridgefield Township	784
Townsend Township	645
Lyme Township	495
Other (remaining municipalities' sum)	4,012
<b>Total:</b>	<b>7,928</b>

2023 Assists to Other Agencies (Top 3) <sup>1</sup>	
Huron CSO	223
Norwalk PD	50
Monroeville PD	20
Other (remaining agencies' sum)	87
<b>Total:</b>	<b>380</b>

### 2023 OSHP Traffic Safety Activity

Enforcement Stops	Non Enforcement Stops	Crashes Inv.	OVI Arrests	DUS <sup>2</sup> Citations	Distracted Driving Violations	Safety Belt Citations	CMV <sup>2</sup> Traffic Citations	Motorist Assists	Violation Warnings
3,019	4,808	510	98	127	77	470	528	913	2,940

### 2023 OSHP Crime Enforcement

Cases	Felony Arrests	Felony Warrants	Mis-demeanor Warrants	Mis-demeanor Summons	Drug Arrests	Illegal Weapons Arrests	Identity Theft Arrests	Resisting Arrest Cases
82	12	3	43	51	47	6	0	3

-- All 2023 crash and activity data is provisional as of the run date of 04/11/2024 --

<sup>1</sup>Assistance to other agencies includes support that is directly (on-scene support on public or private property) or indirectly (referrals to other agencies) provided by OSHP personnel. Does not include assistance to non-law enforcement agencies, non-identified agencies, or other OSHP Posts.

<sup>2</sup>DUS = Driving under a suspended license; CMV = Commercial motor vehicle.

# Jackson County

## 2023 OSHP Activity



2023 Calls for Service by Type	
Traffic Stop	11,137
Routine/Other Duties	1,401
Disabled Vehicle	1,258
Crashes	897
Road Hazards	915
Reckless/OVI	662
Investigations	304
Drug Courier	24
Violence-Related	108
Warrant/Wanted Person	16
<b>Total:</b>	<b>16,722</b>

2023 Incidents by Municipality (Top 5)	
Lick Township	2,861
Jackson Township	2,311
Coal Township	1,848
Jackson City	1,488
Franklin Township	1,002
Other (remaining municipalities' sum)	4,631
<b>Total:</b>	<b>14,141</b>

2023 Crashes by Investigating Agency and Crash Severity				
Investigating Agency		Fatal Crashes	Injury Crashes	PDO/Unknown
OSHP	Rural	1	117	408
	Urban	1	7	15
CSO	Rural	0	6	8
	Urban	0	0	4
Other PD	Rural	0	0	0
	Urban	0	49	175
<b>Total:</b>		<b>2</b>	<b>179</b>	<b>610</b>

2023 Assists to Other Agencies (Top 3) <sup>1</sup>	
Jackson CSO	264
Jackson PD	124
Wellston PD	102
Other (remaining agencies' sum)	74
<b>Total:</b>	<b>564</b>

### 2023 OSHP Traffic Safety Activity

Enforcement Stops	Non Enforcement Stops	Crashes Inv.	OVI Arrests	DUS <sup>2</sup> Citations	Distracted Driving Violations	Safety Belt Citations	CMV <sup>2</sup> Traffic Citations	Motorist Assists	Violation Warnings
5,232	8,480	555	142	253	230	717	820	2,068	3,784

### 2023 OSHP Crime Enforcement

Cases	Felony Arrests	Felony Warrants	Mis-demeanor Warrants	Mis-demeanor Summons	Drug Arrests	Illegal Weapons Arrests	Identity Theft Arrests	Resisting Arrest Cases
132	70	19	62	40	67	13	0	10

-- All 2023 crash and activity data is provisional as of the run date of 04/11/2024 --

<sup>1</sup>Assistance to other agencies includes support that is directly (on-scene support on public or private property) or indirectly (referrals to other agencies) provided by OSHP personnel. Does not include assistance to non-law enforcement agencies, non-identified agencies, or other OSHP Posts.

<sup>2</sup>DUS = Driving under a suspended license; CMV = Commercial motor vehicle.

# Jefferson County

2023  
OSHP  
Activity



2023 Calls for Service by Type	
Traffic Stop	9,899
Routine/Other Duties	706
Disabled Vehicle	1,010
Crashes	907
Road Hazards	808
Reckless/OVI	481
Investigations	201
Drug Courier	8
Violence-Related	61
Warrant/Wanted Person	23
<b>Total:</b>	<b>14,104</b>

2023 Crashes by Investigating Agency and Crash Severity				
Investigating Agency		Fatal Crashes	Injury Crashes	PDO/Unknown
OSHP	Rural	0	163	330
	Urban	0	16	36
CSO	Rural	0	1	4
	Urban	0	2	1
Other PD	Rural	0	18	21
	Urban	1	88	248
<b>Total:</b>		<b>1</b>	<b>288</b>	<b>640</b>

2023 Incidents by Municipality (Top 5)	
Island Creek Township	2,707
Steubenville City	1,369
Saline Township	923
Warren Township	686
Wayne Township	606
Other (remaining municipalities' sum)	2,264
<b>Total:</b>	<b>8,555</b>

2023 Assists to Other Agencies (Top 3) <sup>1</sup>	
Jefferson CSO	317
Steubenville PD	89
Wells Township PD	54
Other (remaining agencies' sum)	229
<b>Total:</b>	<b>689</b>

## 2023 OSHP Traffic Safety Activity

Enforcement Stops	Non Enforcement Stops	Crashes Inv.	OVI Arrests	DUS <sup>2</sup> Citations	Distracted Driving Violations	Safety Belt Citations	CMV <sup>2</sup> Traffic Citations	Motorist Assists	Violation Warnings
2,217	5,778	547	219	312	23	243	309	1,505	2,330

## 2023 OSHP Crime Enforcement

Cases	Felony Arrests	Felony Warrants	Mis-demeanor Warrants	Mis-demeanor Summons	Drug Arrests	Illegal Weapons Arrests	Identity Theft Arrests	Resisting Arrest Cases
212	90	15	36	136	144	21	0	18

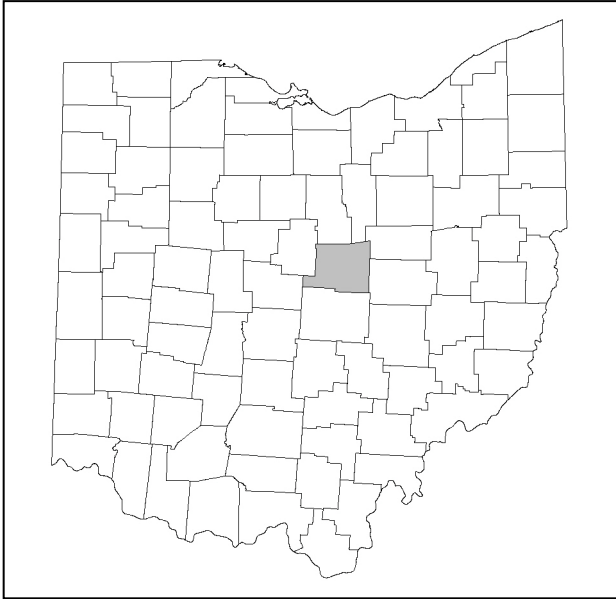
-- All 2023 crash and activity data is provisional as of the run date of 04/11/2024 --

<sup>1</sup>Assistance to other agencies includes support that is directly (on-scene support on public or private property) or indirectly (referrals to other agencies) provided by OSHP personnel. Does not include assistance to non-law enforcement agencies, non-identified agencies, or other OSHP Posts.

<sup>2</sup>DUS = Driving under a suspended license; CMV = Commercial motor vehicle.

# Knox County

## 2023 OSHP Activity



2023 Calls for Service by Type	
Traffic Stop	3,485
Routine/Other Duties	124
Disabled Vehicle	324
Crashes	1,030
Road Hazards	511
Reckless/OVI	415
Investigations	116
Drug Courier	4
Violence-Related	27
Warrant/Wanted Person	6
<b>Total:</b>	<b>6,042</b>

2023 Incidents by Municipality (Top 5)	
Mount Vernon City	701
Morris Township	461
Morgan Township	393
Wayne Township	393
Clinton Township	336
Other (remaining municipalities' sum)	2,329
<b>Total:</b>	<b>4,613</b>

2023 Crashes by Investigating Agency and Crash Severity				
Investigating Agency		Fatal Crashes	Injury Crashes	PDO/Unknown
OSHP	Rural	4	130	271
	Urban	1	8	22
CSO	Rural	1	44	181
	Urban	0	1	19
Other PD	Rural	0	2	4
	Urban	0	77	285
<b>Total:</b>		<b>6</b>	<b>262</b>	<b>782</b>

2023 Assists to Other Agencies (Top 3) <sup>1</sup>	
Knox CSO	182
Mt Vernon PD	32
Fredericktown PD	10
Other (remaining agencies' sum)	11
<b>Total:</b>	<b>235</b>

### 2023 OSHP Traffic Safety Activity

Enforcement Stops	Non Enforcement Stops	Crashes Inv.	OVI Arrests	DUS <sup>2</sup> Citations	Distracted Driving Violations	Safety Belt Citations	CMV <sup>2</sup> Traffic Citations	Motorist Assists	Violation Warnings
2,033	2,321	432	122	57	58	405	49	330	1,819

### 2023 OSHP Crime Enforcement

Cases	Felony Arrests	Felony Warrants	Mis-demeanor Warrants	Mis-demeanor Summons	Drug Arrests	Illegal Weapons Arrests	Identity Theft Arrests	Resisting Arrest Cases
70	28	1	11	33	46	8	0	3

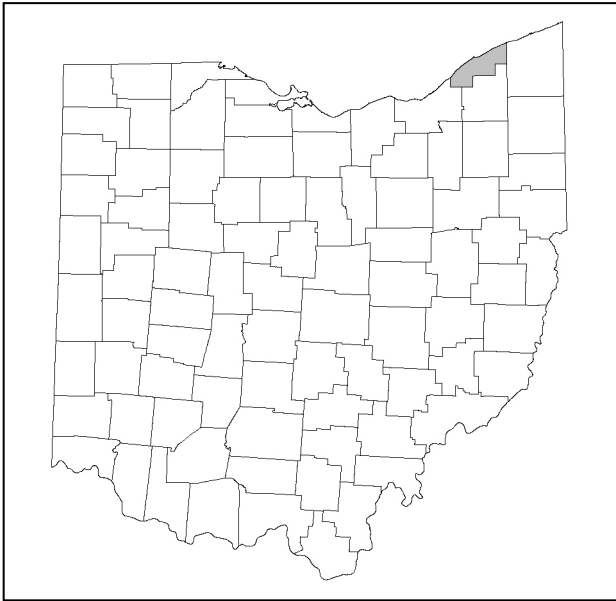
-- All 2023 crash and activity data is provisional as of the run date of 04/11/2024 --

<sup>1</sup>Assistance to other agencies includes support that is directly (on-scene support on public or private property) or indirectly (referrals to other agencies) provided by OSHP personnel. Does not include assistance to non-law enforcement agencies, non-identified agencies, or other OSHP Posts.

<sup>2</sup>DUS = Driving under a suspended license; CMV = Commercial motor vehicle.

# Lake County

## 2023 OSHP Activity



2023 Calls for Service by Type	
Traffic Stop	9,326
Routine/Other Duties	1,388
Disabled Vehicle	879
Crashes	682
Road Hazards	429
Reckless/OVI	974
Investigations	127
Drug Courier	4
Violence-Related	37
Warrant/Wanted Person	8
<b>Total:</b>	<b>13,854</b>

2023 Crashes by Investigating Agency and Crash Severity				
Investigating Agency		Fatal Crashes	Injury Crashes	PDO/Unknown
OSHP	Rural	2	92	240
	Urban	1	4	23
CSO	Rural	0	117	255
	Urban	0	1	3
Other PD	Rural	1	40	105
	Urban	6	712	2,375
<b>Total:</b>		<b>10</b>	<b>966</b>	<b>3,001</b>

2023 Incidents by Municipality (Top 5)	
Concord Township	4,198
Painesville Township	2,273
Painesville City	1,752
Leroy Township	1,133
Madison Township	1,118
Other (remaining municipalities' sum)	1,446
<b>Total:</b>	<b>11,920</b>

2023 Assists to Other Agencies (Top 3) <sup>1</sup>	
Lake CSO	306
Madison Township PD	109
Madison PD	88
Other (remaining agencies' sum)	307
<b>Total:</b>	<b>810</b>

### 2023 OSHP Traffic Safety Activity

Enforcement Stops	Non Enforcement Stops	Crashes Inv.	OVI Arrests	DUS <sup>2</sup> Citations	Distracted Driving Violations	Safety Belt Citations	CMV <sup>2</sup> Traffic Citations	Motorist Assists	Violation Warnings
3,464	7,903	358	233	162	28	411	157	1,304	4,592

### 2023 OSHP Crime Enforcement

Cases	Felony Arrests	Felony Warrants	Mis-demeanor Warrants	Mis-demeanor Summons	Drug Arrests	Illegal Weapons Arrests	Identity Theft Arrests	Resisting Arrest Cases
234	62	16	16	183	183	21	0	12

-- All 2023 crash and activity data is provisional as of the run date of 04/11/2024 --

<sup>1</sup>Assistance to other agencies includes support that is directly (on-scene support on public or private property) or indirectly (referrals to other agencies) provided by OSHP personnel. Does not include assistance to non-law enforcement agencies, non-identified agencies, or other OSHP Posts.

<sup>2</sup>DUS = Driving under a suspended license; CMV = Commercial motor vehicle.



# Lawrence County

2023  
OSHP  
Activity



2023 Calls for Service by Type	
Traffic Stop	8,938
Routine/Other Duties	570
Disabled Vehicle	1,051
Crashes	1,186
Road Hazards	745
Reckless/OVI	471
Investigations	181
Drug Courier	13
Violence-Related	46
Warrant/Wanted Person	48
<b>Total:</b>	<b>13,249</b>

2023 Crashes by Investigating Agency and Crash Severity				
Investigating Agency		Fatal Crashes	Injury Crashes	PDO/Unknown
OSHP	Rural	2	262	447
	Urban	0	12	17
CSO	Rural	0	0	0
	Urban	0	0	0
Other PD	Rural	0	0	0
	Urban	0	62	171
<b>Total:</b>		<b>2</b>	<b>336</b>	<b>635</b>

2023 Incidents by Municipality (Top 5)	
Perry Township	2,206
Upper Township	2,200
Fayette Township	1,522
Hamilton Township	1,298
Union Township	878
Other (remaining municipalities' sum)	1,309
<b>Total:</b>	<b>9,413</b>

2023 Assists to Other Agencies (Top 3) <sup>1</sup>	
Lawrence CSO	240
Coal Grove PD	55
South Point PD	29
Other (remaining agencies' sum)	56
<b>Total:</b>	<b>380</b>

## 2023 OSHP Traffic Safety Activity

Enforcement Stops	Non Enforcement Stops	Crashes Inv.	OVI Arrests	DUS <sup>2</sup> Citations	Distracted Driving Violations	Safety Belt Citations	CMV <sup>2</sup> Traffic Citations	Motorist Assists	Violation Warnings
3,845	5,219	733	245	241	72	647	124	1,121	3,318

## 2023 OSHP Crime Enforcement

Cases	Felony Arrests	Felony Warrants	Mis-demeanor Warrants	Mis-demeanor Summons	Drug Arrests	Illegal Weapons Arrests	Identity Theft Arrests	Resisting Arrest Cases
107	65	17	75	58	66	7	1	11

-- All 2023 crash and activity data is provisional as of the run date of 04/11/2024 --

<sup>1</sup>Assistance to other agencies includes support that is directly (on-scene support on public or private property) or indirectly (referrals to other agencies) provided by OSHP personnel. Does not include assistance to non-law enforcement agencies, non-identified agencies, or other OSHP Posts.

<sup>2</sup>DUS = Driving under a suspended license; CMV = Commercial motor vehicle.

# Licking County

## 2023 OSHP Activity



2023 Calls for Service by Type	
Traffic Stop	16,501
Routine/Other Duties	1,678
Disabled Vehicle	2,484
Crashes	1,360
Road Hazards	954
Reckless/OVI	1,568
Investigations	241
Drug Courier	7
Violence-Related	64
Warrant/Wanted Person	31
<b>Total:</b>	<b>24,888</b>

2023 Crashes by Investigating Agency and Crash Severity				
Investigating Agency		Fatal Crashes	Injury Crashes	PDO/Unknown
OSHP	Rural	7	194	415
	Urban	0	14	34
CSO	Rural	4	231	676
	Urban	1	9	23
Other PD	Rural	0	0	3
	Urban	5	348	1,203
<b>Total:</b>		<b>17</b>	<b>796</b>	<b>2,354</b>

2023 Incidents by Municipality (Top 5)	
Licking Township	6,420
Union Township	2,658
Newark City	2,438
Etna Township	1,943
Bowling Green Township	1,565
Other (remaining municipalities' sum)	6,784
<b>Total:</b>	<b>21,808</b>

2023 Assists to Other Agencies (Top 3) <sup>1</sup>	
Licking CSO	196
Newark PD	53
Columbus PD	32
Other (remaining agencies' sum)	125
<b>Total:</b>	<b>406</b>

### 2023 OSHP Traffic Safety Activity

Enforcement Stops	Non Enforcement Stops	Crashes Inv.	OVI Arrests	DUS <sup>2</sup> Citations	Distracted Driving Violations	Safety Belt Citations	CMV <sup>2</sup> Traffic Citations	Motorist Assists	Violation Warnings
9,307	11,369	683	343	458	238	1,497	1,693	2,293	4,322

### 2023 OSHP Crime Enforcement

Cases	Felony Arrests	Felony Warrants	Mis-demeanor Warrants	Mis-demeanor Summons	Drug Arrests	Illegal Weapons Arrests	Identity Theft Arrests	Resisting Arrest Cases
173	64	13	63	89	92	20	1	8

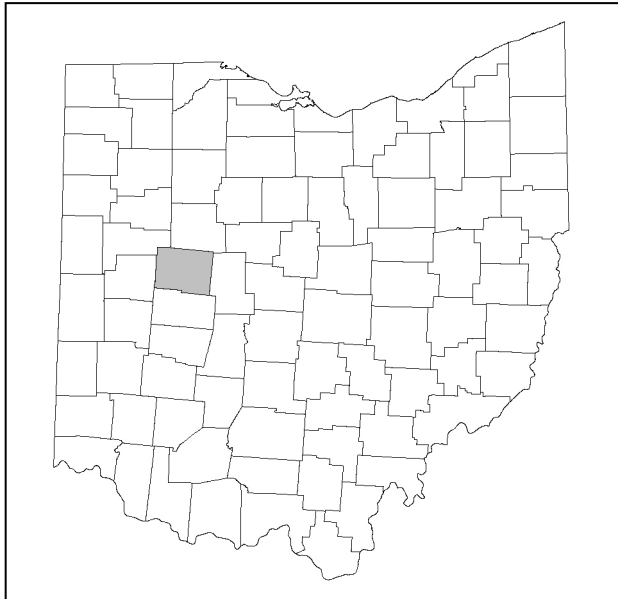
-- All 2023 crash and activity data is provisional as of the run date of 04/11/2024 --

<sup>1</sup>Assistance to other agencies includes support that is directly (on-scene support on public or private property) or indirectly (referrals to other agencies) provided by OSHP personnel. Does not include assistance to non-law enforcement agencies, non-identified agencies, or other OSHP Posts.

<sup>2</sup>DUS = Driving under a suspended license; CMV = Commercial motor vehicle.

# Logan County

## 2023 OSHP Activity



2023 Calls for Service by Type	
Traffic Stop	4,051
Routine/Other Duties	1,031
Disabled Vehicle	490
Crashes	246
Road Hazards	187
Reckless/OVI	233
Investigations	54
Drug Courier	0
Violence-Related	17
Warrant/Wanted Person	2
<b>Total:</b>	<b>6,311</b>

2023 Incidents by Municipality (Top 5)	
Harrison Township	1,651
Jefferson Township	837
McArthur Township	537
Perry Township	403
Zane Township	207
Other (remaining municipalities' sum)	690
<b>Total:</b>	<b>4,325</b>

2023 Crashes by Investigating Agency and Crash Severity				
Investigating Agency		Fatal Crashes	Injury Crashes	PDO/Unknown
OSHP	Rural	1	40	110
	Urban	0	2	2
CSO	Rural	7	83	252
	Urban	0	4	18
Other PD	Rural	0	0	2
	Urban	0	41	193
<b>Total:</b>		<b>8</b>	<b>170</b>	<b>577</b>

2023 Assists to Other Agencies (Top 3) <sup>1</sup>	
Logan CSO	94
Bellefontaine PD	11
Union CSO	11
Other (remaining agencies' sum)	10
<b>Total:</b>	<b>126</b>

### 2023 OSHP Traffic Safety Activity

Enforcement Stops	Non Enforcement Stops	Crashes Inv.	OVI Arrests	DUS <sup>2</sup> Citations	Distracted Driving Violations	Safety Belt Citations	CMV <sup>2</sup> Traffic Citations	Motorist Assists	Violation Warnings
1,205	2,995	153	16	51	5	91	142	531	526

### 2023 OSHP Crime Enforcement

Cases	Felony Arrests	Felony Warrants	Mis-demeanor Warrants	Mis-demeanor Summons	Drug Arrests	Illegal Weapons Arrests	Identity Theft Arrests	Resisting Arrest Cases
27	3	3	0	15	11	0	0	1

-- All 2023 crash and activity data is provisional as of the run date of 04/11/2024 --

<sup>1</sup>Assistance to other agencies includes support that is directly (on-scene support on public or private property) or indirectly (referrals to other agencies) provided by OSHP personnel. Does not include assistance to non-law enforcement agencies, non-identified agencies, or other OSHP Posts.

<sup>2</sup>DUS = Driving under a suspended license; CMV = Commercial motor vehicle.

# Lorain County

## 2023 OSHP Activity



2023 Calls for Service by Type	
Traffic Stop	19,725
Routine/Other Duties	4,042
Disabled Vehicle	2,305
Crashes	2,612
Road Hazards	1,512
Reckless/OVI	1,993
Investigations	1,089
Drug Courier	14
Violence-Related	102
Warrant/Wanted Person	134
<b>Total:</b>	<b>33,528</b>

2023 Incidents by Municipality (Top 5)	
Lorain City	4,132
Brownhelm Township	3,628
Amherst Township	3,448
Elyria City	3,197
Elyria Township	2,368
Other (remaining municipalities' sum)	12,246
<b>Total:</b>	<b>29,019</b>

2023 Crashes by Investigating Agency and Crash Severity				
Investigating Agency		Fatal Crashes	Injury Crashes	PDO/Unknown
OSHP	Rural	8	449	983
	Urban	0	47	169
CSO	Rural	0	26	73
	Urban	0	4	7
Other PD	Rural	0	1	2
	Urban	12	940	2,937
<b>Total:</b>		<b>20</b>	<b>1,467</b>	<b>4,171</b>

2023 Assists to Other Agencies (Top 3) <sup>1</sup>	
Lorain CSO	298
Elyria PD	241
Amherst PD	137
Other (remaining agencies' sum)	541
<b>Total:</b>	<b>1,217</b>

### 2023 OSHP Traffic Safety Activity

Enforcement Stops	Non Enforcement Stops	Crashes Inv.	OVI Arrests	DUS <sup>2</sup> Citations	Distracted Driving Violations	Safety Belt Citations	CMV <sup>2</sup> Traffic Citations	Motorist Assists	Violation Warnings
10,490	16,397	1,633	711	846	425	2,244	864	2,872	6,372

### 2023 OSHP Crime Enforcement

Cases	Felony Arrests	Felony Warrants	Mis-demeanor Warrants	Mis-demeanor Summons	Drug Arrests	Illegal Weapons Arrests	Identity Theft Arrests	Resisting Arrest Cases
639	154	23	268	356	357	38	1	52

-- All 2023 crash and activity data is provisional as of the run date of 04/11/2024 --

<sup>1</sup>Assistance to other agencies includes support that is directly (on-scene support on public or private property) or indirectly (referrals to other agencies) provided by OSHP personnel. Does not include assistance to non-law enforcement agencies, non-identified agencies, or other OSHP Posts.

<sup>2</sup>DUS = Driving under a suspended license; CMV = Commercial motor vehicle.

# Lucas County

## 2023 OSHP Activity



2023 Calls for Service by Type	
Traffic Stop	20,965
Routine/Other Duties	1,300
Disabled Vehicle	3,265
Crashes	2,136
Road Hazards	872
Reckless/OVI	889
Investigations	393
Drug Courier	33
Violence-Related	111
Warrant/Wanted Person	166
<b>Total:</b>	<b>30,130</b>

2023 Crashes by Investigating Agency and Crash Severity				
Investigating Agency		Fatal Crashes	Injury Crashes	PDO/Unknown
OSHP	Rural	9	344	688
	Urban	3	62	112
CSO	Rural	0	19	141
	Urban	0	1	14
Other PD	Rural	0	167	532
	Urban	39	2,390	7,274
<b>Total:</b>		<b>51</b>	<b>2,983</b>	<b>8,761</b>

2023 Incidents by Municipality (Top 5)	
Toledo City	6,675
Springfield Township	4,128
Maumee City	1,361
Swanton Township	1,174
Sylvania Township	1,131
Other (remaining municipalities' sum)	1,936
<b>Total:</b>	<b>16,405</b>

2023 Assists to Other Agencies (Top 3) <sup>1</sup>	
Toledo PD	418
Lucas CSO	247
Maumee PD	83
Other (remaining agencies' sum)	221
<b>Total:</b>	<b>969</b>

### 2023 OSHP Traffic Safety Activity

Enforcement Stops	Non Enforcement Stops	Crashes Inv.	OVI Arrests	DUS <sup>2</sup> Citations	Distracted Driving Violations	Safety Belt Citations	CMV <sup>2</sup> Traffic Citations	Motorist Assists	Violation Warnings
6,581	8,947	1,205	633	635	90	1,336	247	2,795	5,214

### 2023 OSHP Crime Enforcement

Cases	Felony Arrests	Felony Warrants	Mis-demeanor Warrants	Mis-demeanor Summons	Drug Arrests	Illegal Weapons Arrests	Identity Theft Arrests	Resisting Arrest Cases
436	108	32	99	192	190	38	1	38

-- All 2023 crash and activity data is provisional as of the run date of 04/11/2024 --

<sup>1</sup>Assistance to other agencies includes support that is directly (on-scene support on public or private property) or indirectly (referrals to other agencies) provided by OSHP personnel. Does not include assistance to non-law enforcement agencies, non-identified agencies, or other OSHP Posts.

<sup>2</sup>DUS = Driving under a suspended license; CMV = Commercial motor vehicle.

# Madison County

## 2023 OSHP Activity



2023 Calls for Service by Type	
Traffic Stop	12,730
Routine/Other Duties	2,237
Disabled Vehicle	2,521
Crashes	1,057
Road Hazards	934
Reckless/OVI	1,579
Investigations	284
Drug Courier	39
Violence-Related	124
Warrant/Wanted Person	5
<b>Total:</b>	<b>21,510</b>

2023 Incidents by Municipality (Top 5)	
Jefferson Township	5,104
Somerford Township	3,773
Deer Creek Township	2,784
Union Township	1,578
Pleasant Township	1,150
Other (remaining municipalities' sum)	1,930
<b>Total:</b>	<b>16,319</b>

2023 Crashes by Investigating Agency and Crash Severity				
Investigating Agency		Fatal Crashes	Injury Crashes	PDO/Unknown
OSHP	Rural	10	158	346
	Urban	0	2	3
CSO	Rural	0	60	127
	Urban	0	15	54
Other PD	Rural	0	0	1
	Urban	0	61	227
<b>Total:</b>		<b>10</b>	<b>296</b>	<b>758</b>

2023 Assists to Other Agencies (Top 3) <sup>1</sup>	
Madison CSO	205
West Jefferson PD	157
Franklin CSO	102
Other (remaining agencies' sum)	91
<b>Total:</b>	<b>555</b>

### 2023 OSHP Traffic Safety Activity

Enforcement Stops	Non Enforcement Stops	Crashes Inv.	OVI Arrests	DUS <sup>2</sup> Citations	Distracted Driving Violations	Safety Belt Citations	CMV <sup>2</sup> Traffic Citations	Motorist Assists	Violation Warnings
5,811	9,541	533	162	364	71	420	844	2,532	4,440

### 2023 OSHP Crime Enforcement

Cases	Felony Arrests	Felony Warrants	Mis-demeanor Warrants	Mis-demeanor Summons	Drug Arrests	Illegal Weapons Arrests	Identity Theft Arrests	Resisting Arrest Cases
258	68	9	32	118	122	15	0	6

-- All 2023 crash and activity data is provisional as of the run date of 04/11/2024 --

<sup>1</sup>Assistance to other agencies includes support that is directly (on-scene support on public or private property) or indirectly (referrals to other agencies) provided by OSHP personnel. Does not include assistance to non-law enforcement agencies, non-identified agencies, or other OSHP Posts.

<sup>2</sup>DUS = Driving under a suspended license; CMV = Commercial motor vehicle.



# Mahoning County

2023  
OSHP  
Activity



2023 Calls for Service by Type	
Traffic Stop	25,974
Routine/Other Duties	1,927
Disabled Vehicle	2,538
Crashes	2,017
Road Hazards	1,005
Reckless/OVI	691
Investigations	1,092
Drug Courier	16
Violence-Related	102
Warrant/Wanted Person	51
<b>Total:</b>	<b>35,413</b>

2023 Incidents by Municipality (Top 5)	
Austintown Township	5,637
Boardman Township	4,572
Springfield Township	3,145
Jackson Township	3,141
Youngstown City	3,075
Other (remaining municipalities' sum)	6,078
<b>Total:</b>	<b>25,648</b>

2023 Crashes by Investigating Agency and Crash Severity				
Investigating Agency		Fatal Crashes	Injury Crashes	PDO/Unknown
OSHP	Rural	6	405	941
	Urban	0	11	34
CSO	Rural	0	54	235
	Urban	0	0	5
Other PD	Rural	0	422	1,318
	Urban	4	458	1,335
<b>Total:</b>		<b>10</b>	<b>1,350</b>	<b>3,868</b>

2023 Assists to Other Agencies (Top 3) <sup>1</sup>	
Youngstown PD	140
Austintown PD	100
Boardman Township PD	80
Other (remaining agencies' sum)	398
<b>Total:</b>	<b>718</b>

## 2023 OSHP Traffic Safety Activity

Enforcement Stops	Non Enforcement Stops	Crashes Inv.	OVI Arrests	DUS <sup>2</sup> Citations	Distracted Driving Violations	Safety Belt Citations	CMV <sup>2</sup> Traffic Citations	Motorist Assists	Violation Warnings
9,415	15,304	1,410	340	405	275	1,361	1,669	3,672	8,174

## 2023 OSHP Crime Enforcement

Cases	Felony Arrests	Felony Warrants	Mis-demeanor Warrants	Mis-demeanor Summons	Drug Arrests	Illegal Weapons Arrests	Identity Theft Arrests	Resisting Arrest Cases
300	101	27	43	138	142	34	0	28

-- All 2023 crash and activity data is provisional as of the run date of 04/11/2024 --

<sup>1</sup>Assistance to other agencies includes support that is directly (on-scene support on public or private property) or indirectly (referrals to other agencies) provided by OSHP personnel. Does not include assistance to non-law enforcement agencies, non-identified agencies, or other OSHP Posts.

<sup>2</sup>DUS = Driving under a suspended license; CMV = Commercial motor vehicle.

# Marion County

2023  
OSHP  
Activity



2023 Calls for Service by Type	
Traffic Stop	9,703
Routine/Other Duties	3,995
Disabled Vehicle	1,378
Crashes	1,313
Road Hazards	758
Reckless/OVI	1,001
Investigations	186
Drug Courier	624
Violence-Related	175
Warrant/Wanted Person	79
<b>Total:</b>	<b>19,212</b>

2023 Incidents by Municipality (Top 5)	
Marion Township	8,874
Richland Township	2,358
Pleasant Township	1,861
Claridon Township	1,416
Grand Prairie Township	1,060
Other (remaining municipalities' sum)	1,776
<b>Total:</b>	<b>17,345</b>

2023 Crashes by Investigating Agency and Crash Severity				
Investigating Agency		Fatal Crashes	Injury Crashes	PDO/Unknown
OSHP	Rural	8	242	585
	Urban	1	43	98
CSO	Rural	0	4	19
	Urban	0	0	4
Other PD	Rural	0	0	0
	Urban	1	122	382
<b>Total:</b>		<b>10</b>	<b>411</b>	<b>1,088</b>

2023 Assists to Other Agencies (Top 3) <sup>1</sup>	
Marion CSO	254
Marion PD	98
Wyandot CSO	13
Other (remaining agencies' sum)	25
<b>Total:</b>	<b>390</b>

## 2023 OSHP Traffic Safety Activity

Enforcement Stops	Non Enforcement Stops	Crashes Inv.	OVI Arrests	DUS <sup>2</sup> Citations	Distracted Driving Violations	Safety Belt Citations	CMV <sup>2</sup> Traffic Citations	Motorist Assists	Violation Warnings
4,925	12,153	976	187	436	141	918	387	1,548	3,164

## 2023 OSHP Crime Enforcement

Cases	Felony Arrests	Felony Warrants	Mis-demeanor Warrants	Mis-demeanor Summons	Drug Arrests	Illegal Weapons Arrests	Identity Theft Arrests	Resisting Arrest Cases
245	53	8	55	148	132	11	1	10

-- All 2023 crash and activity data is provisional as of the run date of 04/11/2024 --

<sup>1</sup>Assistance to other agencies includes support that is directly (on-scene support on public or private property) or indirectly (referrals to other agencies) provided by OSHP personnel. Does not include assistance to non-law enforcement agencies, non-identified agencies, or other OSHP Posts.

<sup>2</sup>DUS = Driving under a suspended license; CMV = Commercial motor vehicle.

# Medina County

## 2023 OSHP Activity



2023 Calls for Service by Type	
Traffic Stop	12,444
Routine/Other Duties	1,335
Disabled Vehicle	1,789
Crashes	2,048
Road Hazards	1,430
Reckless/OVI	1,688
Investigations	450
Drug Courier	5
Violence-Related	78
Warrant/Wanted Person	57
<b>Total:</b>	<b>21,324</b>

2023 Incidents by Municipality (Top 5)	
Brunswick Hills Township	5,905
Guilford Township	4,243
Medina Township	2,371
Montville Township	2,115
Westfield Township	1,324
Other (remaining municipalities' sum)	6,039
<b>Total:</b>	<b>21,997</b>

2023 Crashes by Investigating Agency and Crash Severity				
Investigating Agency		Fatal Crashes	Injury Crashes	PDO/Unknown
OSHP	Rural	8	181	496
	Urban	1	4	27
CSO	Rural	1	137	420
	Urban	0	0	17
Other PD	Rural	0	156	517
	Urban	1	197	898
<b>Total:</b>		<b>11</b>	<b>675</b>	<b>2,375</b>

2023 Assists to Other Agencies (Top 3) <sup>1</sup>	
Medina CSO	475
Wadsworth PD	152
Brunswick PD	121
Other (remaining agencies' sum)	545
<b>Total:</b>	<b>1,293</b>

### 2023 OSHP Traffic Safety Activity

Enforcement Stops	Non Enforcement Stops	Crashes Inv.	OVI Arrests	DUS <sup>2</sup> Citations	Distracted Driving Violations	Safety Belt Citations	CMV <sup>2</sup> Traffic Citations	Motorist Assists	Violation Warnings
8,797	11,902	706	136	174	100	1,457	2,314	2,228	5,017

### 2023 OSHP Crime Enforcement

Cases	Felony Arrests	Felony Warrants	Mis-demeanor Warrants	Mis-demeanor Summons	Drug Arrests	Illegal Weapons Arrests	Identity Theft Arrests	Resisting Arrest Cases
146	50	18	125	78	85	8	1	19

-- All 2023 crash and activity data is provisional as of the run date of 04/11/2024 --

<sup>1</sup>Assistance to other agencies includes support that is directly (on-scene support on public or private property) or indirectly (referrals to other agencies) provided by OSHP personnel. Does not include assistance to non-law enforcement agencies, non-identified agencies, or other OSHP Posts.

<sup>2</sup>DUS = Driving under a suspended license; CMV = Commercial motor vehicle.

# Meigs County

## 2023 OSHP Activity



2023 Calls for Service by Type	
Traffic Stop	3,906
Routine/Other Duties	1,951
Disabled Vehicle	525
Crashes	462
Road Hazards	241
Reckless/OVI	168
Investigations	61
Drug Courier	2
Violence-Related	22
Warrant/Wanted Person	4
<b>Total:</b>	<b>7,342</b>

2023 Incidents by Municipality (Top 5)	
Bedford Township	3,551
Salisbury Township	1,559
Sutton Township	994
Chester Township	465
Lebanon Township	373
Other (remaining municipalities' sum)	527
<b>Total:</b>	<b>7,469</b>

2023 Crashes by Investigating Agency and Crash Severity				
Investigating Agency		Fatal Crashes	Injury Crashes	PDO/Unknown
OSHP	Rural	3	66	184
	Urban	0	3	6
CSO	Rural	0	0	0
	Urban	0	0	0
Other PD	Rural	0	0	0
	Urban	0	7	37
<b>Total:</b>		<b>3</b>	<b>76</b>	<b>227</b>

2023 Assists to Other Agencies (Top 3) <sup>1</sup>	
Meigs CSO	139
Middleport PD	6
Pomeroy PD	5
Other (remaining agencies' sum)	7
<b>Total:</b>	<b>157</b>

### 2023 OSHP Traffic Safety Activity

Enforcement Stops	Non Enforcement Stops	Crashes Inv.	OVI Arrests	DUS <sup>2</sup> Citations	Distracted Driving Violations	Safety Belt Citations	CMV <sup>2</sup> Traffic Citations	Motorist Assists	Violation Warnings
3,481	3,854	257	76	105	56	313	229	671	947

### 2023 OSHP Crime Enforcement

Cases	Felony Arrests	Felony Warrants	Mis-demeanor Warrants	Mis-demeanor Summons	Drug Arrests	Illegal Weapons Arrests	Identity Theft Arrests	Resisting Arrest Cases
49	21	8	21	29	35	2	0	1

-- All 2023 crash and activity data is provisional as of the run date of 04/11/2024 --

<sup>1</sup>Assistance to other agencies includes support that is directly (on-scene support on public or private property) or indirectly (referrals to other agencies) provided by OSHP personnel. Does not include assistance to non-law enforcement agencies, non-identified agencies, or other OSHP Posts.

<sup>2</sup>DUS = Driving under a suspended license; CMV = Commercial motor vehicle.

# Mercer County

## 2023 OSHP Activity



Call Type	Count
Traffic Stop	6,651
Routine/Other Duties	240
Disabled Vehicle	221
Crashes	185
Road Hazards	110
Reckless/OVI	107
Investigations	21
Drug Courier	0
Violence-Related	12
Warrant/Wanted Person	9
<b>Total:</b>	<b>7,556</b>

Municipality	Count
Jefferson Township	976
Center Township	752
Dublin Township	749
Franklin Township	257
Marion Township	251
Other (remaining municipalities' sum)	995
<b>Total:</b>	<b>3,980</b>

Investigating Agency		Fatal Crashes	Injury Crashes	PDO/Unknown
OSHP	Rural	0	7	42
	Urban	0	0	2
CSO	Rural	4	85	320
	Urban	0	0	2
Other PD	Rural	0	0	0
	Urban	0	45	161
<b>Total:</b>		<b>4</b>	<b>137</b>	<b>527</b>

Agency	Count
Mercer CSO	69
Celina PD	18
St Marys PD	8
Other (remaining agencies' sum)	16
<b>Total:</b>	<b>111</b>

### 2023 OSHP Traffic Safety Activity

Enforcement Stops	Non Enforcement Stops	Crashes Inv.	OVI Arrests	DUS <sup>2</sup> Citations	Distracted Driving Violations	Safety Belt Citations	CMV <sup>2</sup> Traffic Citations	Motorist Assists	Violation Warnings
2,314	1,587	47	18	49	13	112	281	216	1,046

### 2023 OSHP Crime Enforcement

Cases	Felony Arrests	Felony Warrants	Mis-demeanor Warrants	Mis-demeanor Summons	Drug Arrests	Illegal Weapons Arrests	Identity Theft Arrests	Resisting Arrest Cases
12	3	0	2	8	7	1	0	2

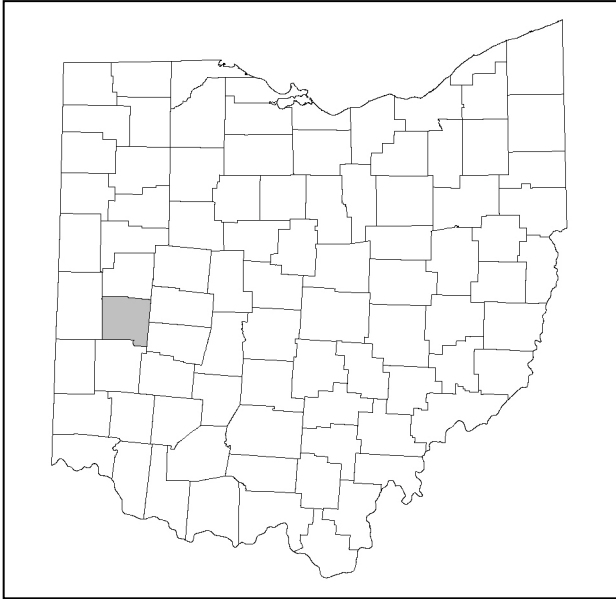
-- All 2023 crash and activity data is provisional as of the run date of 04/11/2024 --

<sup>1</sup>Assistance to other agencies includes support that is directly (on-scene support on public or private property) or indirectly (referrals to other agencies) provided by OSHP personnel. Does not include assistance to non-law enforcement agencies, non-identified agencies, or other OSHP Posts.

<sup>2</sup>DUS = Driving under a suspended license; CMV = Commercial motor vehicle.

# Miami County

2023  
OSHP  
Activity



2023 Calls for Service by Type	
Traffic Stop	9,306
Routine/Other Duties	2,657
Disabled Vehicle	2,068
Crashes	666
Road Hazards	763
Reckless/OVI	1,204
Investigations	282
Drug Courier	11
Violence-Related	46
Warrant/Wanted Person	18
<b>Total:</b>	<b>17,021</b>

2023 Incidents by Municipality (Top 5)	
Concord Township	3,934
Springcreek Township	2,266
Monroe Township	1,584
Piqua City	1,376
Staunton Township	460
Other (remaining municipalities' sum)	1,228
<b>Total:</b>	<b>10,848</b>

2023 Crashes by Investigating Agency and Crash Severity				
Investigating Agency		Fatal Crashes	Injury Crashes	PDO/ Unknown
OSHP	Rural	6	58	275
	Urban	0	3	20
CSO	Rural	5	147	638
	Urban	0	3	25
Other PD	Rural	0	0	1
	Urban	2	222	980
<b>Total:</b>		<b>13</b>	<b>433</b>	<b>1,939</b>

2023 Assists to Other Agencies (Top 3) <sup>1</sup>	
Miami CSO	363
Piqua PD	56
Sidney PD	52
Other (remaining agencies' sum)	193
<b>Total:</b>	<b>664</b>

## 2023 OSHP Traffic Safety Activity

Enforcement Stops	Non Enforcement Stops	Crashes Inv.	OVI Arrests	DUS <sup>2</sup> Citations	Distracted Driving Violations	Safety Belt Citations	CMV <sup>2</sup> Traffic Citations	Motorist Assists	Violation Warnings
3,527	6,557	369	187	212	43	318	165	1,559	2,115

## 2023 OSHP Crime Enforcement

Cases	Felony Arrests	Felony Warrants	Mis-demeanor Warrants	Mis-demeanor Summons	Drug Arrests	Illegal Weapons Arrests	Identity Theft Arrests	Resisting Arrest Cases
179	33	9	36	131	121	9	1	10

-- All 2023 crash and activity data is provisional as of the run date of 04/11/2024 --

<sup>1</sup>Assistance to other agencies includes support that is directly (on-scene support on public or private property) or indirectly (referrals to other agencies) provided by OSHP personnel. Does not include assistance to non-law enforcement agencies, non-identified agencies, or other OSHP Posts.

<sup>2</sup>DUS = Driving under a suspended license; CMV = Commercial motor vehicle.



# Monroe County

## 2023 OSHP Activity



2023 Calls for Service by Type	
Traffic Stop	230
Routine/Other Duties	119
Disabled Vehicle	18
Crashes	93
Road Hazards	32
Reckless/OVI	28
Investigations	9
Drug Courier	1
Violence-Related	0
Warrant/Wanted Person	0
<b>Total:</b>	<b>530</b>

2023 Incidents by Municipality (Top 4)	
Jackson Township	131
Ohio Township	102
Salem Township	57
Switzerland Township	30
Other (remaining municipalities' sum)	0
<b>Total:</b>	<b>320</b>

2023 Crashes by Investigating Agency and Crash Severity				
Investigating Agency		Fatal Crashes	Injury Crashes	PDO/Unknown
OSHP	Rural	1	7	11
	Urban	0	0	1
CSO	Rural	0	48	119
	Urban	0	1	11
Other PD	Rural	0	0	0
	Urban	0	0	3
<b>Total:</b>		<b>1</b>	<b>56</b>	<b>145</b>

2023 Assists to Other Agencies (Top 3) <sup>1</sup>	
Monroe CSO	25
Belmont CSO	2
Morgan CSO	1
Other (remaining agencies' sum)	0
<b>Total:</b>	<b>28</b>

### 2023 OSHP Traffic Safety Activity

Enforcement Stops	Non Enforcement Stops	Crashes Inv.	OVI Arrests	DUS <sup>2</sup> Citations	Distracted Driving Violations	Safety Belt Citations	CMV <sup>2</sup> Traffic Citations	Motorist Assists	Violation Warnings
143	190	20	0	2	0	12	95	17	20

### 2023 OSHP Crime Enforcement

Cases	Felony Arrests	Felony Warrants	Mis-demeanor Warrants	Mis-demeanor Summons	Drug Arrests	Illegal Weapons Arrests	Identity Theft Arrests	Resisting Arrest Cases
0	0	0	0	0	0	0	0	0

-- All 2023 crash and activity data is provisional as of the run date of 04/11/2024 --

<sup>1</sup>Assistance to other agencies includes support that is directly (on-scene support on public or private property) or indirectly (referrals to other agencies) provided by OSHP personnel. Does not include assistance to non-law enforcement agencies, non-identified agencies, or other OSHP Posts.

<sup>2</sup>DUS = Driving under a suspended license; CMV = Commercial motor vehicle.

# Montgomery County

2023  
OSHP  
Activity



2023 Calls for Service by Type	
Traffic Stop	19,516
Routine/Other Duties	594
Disabled Vehicle	3,934
Crashes	1,463
Road Hazards	1,438
Reckless/OVI	2,165
Investigations	511
Drug Courier	32
Violence-Related	171
Warrant/Wanted Person	114
<b>Total:</b>	<b>29,938</b>

2023 Crashes by Investigating Agency and Crash Severity				
Investigating Agency		Fatal Crashes	Injury Crashes	PDO/Unknown
OSHP	Rural	3	149	414
	Urban	2	80	229
CSO	Rural	11	445	626
	Urban	1	10	6
Other PD	Rural	6	252	557
	Urban	35	2,457	5,942
<b>Total:</b>		<b>58</b>	<b>3,393</b>	<b>7,774</b>

2023 Incidents by Municipality (Top 5)	
Dayton City	3,741
Butler Township	2,472
Miami Township	2,016
Vandalia City	1,779
Englewood City	1,504
Other (remaining municipalities' sum)	6,920
<b>Total:</b>	<b>18,432</b>

2023 Assists to Other Agencies (Top 3) <sup>1</sup>	
Montgomery CSO	531
Dayton PD	404
Huber Heights PD	234
Other (remaining agencies' sum)	1,053
<b>Total:</b>	<b>2,222</b>

## 2023 OSHP Traffic Safety Activity

Enforcement Stops	Non Enforcement Stops	Crashes Inv.	OVI Arrests	DUS <sup>2</sup> Citations	Distracted Driving Violations	Safety Belt Citations	CMV <sup>2</sup> Traffic Citations	Motorist Assists	Violation Warnings
5,462	10,041	875	517	607	62	472	519	2,454	5,010

## 2023 OSHP Crime Enforcement

Cases	Felony Arrests	Felony Warrants	Mis-demeanor Warrants	Mis-demeanor Summons	Drug Arrests	Illegal Weapons Arrests	Identity Theft Arrests	Resisting Arrest Cases
361	146	27	82	147	165	30	1	59

-- All 2023 crash and activity data is provisional as of the run date of 04/11/2024 --

<sup>1</sup>Assistance to other agencies includes support that is directly (on-scene support on public or private property) or indirectly (referrals to other agencies) provided by OSHP personnel. Does not include assistance to non-law enforcement agencies, non-identified agencies, or other OSHP Posts.

<sup>2</sup>DUS = Driving under a suspended license; CMV = Commercial motor vehicle.

# Morgan County

2023  
OSHP  
Activity



2023 Calls for Service by Type	
Traffic Stop	486
Routine/Other Duties	152
Disabled Vehicle	49
Crashes	176
Road Hazards	60
Reckless/OVI	46
Investigations	22
Drug Courier	0
Violence-Related	8
Warrant/Wanted Person	2
<b>Total:</b>	<b>1,001</b>

2023 Incidents by Municipality (Top 5)	
Center Township	314
Meigsville Township	67
Morgan Township	58
Malta Township	57
Windsor Township	49
Other (remaining municipalities' sum)	91
<b>Total:</b>	<b>636</b>

2023 Crashes by Investigating Agency and Crash Severity				
Investigating Agency		Fatal Crashes	Injury Crashes	PDO/Unknown
OSHP	Rural	3	45	54
	Urban	0	4	9
CSO	Rural	0	4	10
	Urban	0	0	5
Other PD	Rural	0	0	1
	Urban	0	3	25
<b>Total:</b>		<b>3</b>	<b>56</b>	<b>104</b>

2023 Assists to Other Agencies (Top 2) <sup>1</sup>	
Morgan CSO	44
Noble CSO	1
Other (remaining agencies' sum)	0
<b>Total:</b>	<b>45</b>

## 2023 OSHP Traffic Safety Activity

Enforcement Stops	Non Enforcement Stops	Crashes Inv.	OVI Arrests	DUS <sup>2</sup> Citations	Distracted Driving Violations	Safety Belt Citations	CMV <sup>2</sup> Traffic Citations	Motorist Assists	Violation Warnings
151	513	120	12	14	5	48	8	84	71

## 2023 OSHP Crime Enforcement

Cases	Felony Arrests	Felony Warrants	Mis-demeanor Warrants	Mis-demeanor Summons	Drug Arrests	Illegal Weapons Arrests	Identity Theft Arrests	Resisting Arrest Cases
8	3	1	2	5	2	1	0	1

-- All 2023 crash and activity data is provisional as of the run date of 04/11/2024 --

<sup>1</sup>Assistance to other agencies includes support that is directly (on-scene support on public or private property) or indirectly (referrals to other agencies) provided by OSHP personnel. Does not include assistance to non-law enforcement agencies, non-identified agencies, or other OSHP Posts.

<sup>2</sup>DUS = Driving under a suspended license; CMV = Commercial motor vehicle.

# Morrow County

## 2023 OSHP Activity



2023 Calls for Service by Type	
Traffic Stop	12,218
Routine/Other Duties	1,595
Disabled Vehicle	1,618
Crashes	1,187
Road Hazards	673
Reckless/OVI	1,504
Investigations	242
Drug Courier	15
Violence-Related	77
Warrant/Wanted Person	16
<b>Total:</b>	<b>19,145</b>

2023 Crashes by Investigating Agency and Crash Severity				
Investigating Agency		Fatal Crashes	Injury Crashes	PDO/Unknown
OSHP	Rural	5	216	569
	Urban	0	7	18
CSO	Rural	0	0	2
	Urban	0	0	4
Other PD	Rural	0	0	0
	Urban	0	14	45
<b>Total:</b>		<b>5</b>	<b>237</b>	<b>638</b>

2023 Incidents by Municipality (Top 5)	
Franklin Township	3,453
Chester Township	3,133
Harmony Township	2,486
Bennington Township	1,587
Perry Township	530
Other (remaining municipalities' sum)	2,767
<b>Total:</b>	<b>13,956</b>

2023 Assists to Other Agencies (Top 3) <sup>1</sup>	
Morrow CSO	189
Mount Gilead PD	19
Delaware CSO	9
Other (remaining agencies' sum)	48
<b>Total:</b>	<b>265</b>

### 2023 OSHP Traffic Safety Activity

Enforcement Stops	Non Enforcement Stops	Crashes Inv.	OVI Arrests	DUS <sup>2</sup> Citations	Distracted Driving Violations	Safety Belt Citations	CMV <sup>2</sup> Traffic Citations	Motorist Assists	Violation Warnings
5,469	7,600	802	205	328	143	646	308	1,503	3,361

### 2023 OSHP Crime Enforcement

Cases	Felony Arrests	Felony Warrants	Mis-demeanor Warrants	Mis-demeanor Summons	Drug Arrests	Illegal Weapons Arrests	Identity Theft Arrests	Resisting Arrest Cases
235	76	12	16	148	158	20	4	9

-- All 2023 crash and activity data is provisional as of the run date of 04/11/2024 --

<sup>1</sup>Assistance to other agencies includes support that is directly (on-scene support on public or private property) or indirectly (referrals to other agencies) provided by OSHP personnel. Does not include assistance to non-law enforcement agencies, non-identified agencies, or other OSHP Posts.

<sup>2</sup>DUS = Driving under a suspended license; CMV = Commercial motor vehicle.

# Muskingum County

2023 OSHP Activity



2023 Calls for Service by Type	
Traffic Stop	11,438
Routine/Other Duties	1,274
Disabled Vehicle	1,689
Crashes	1,587
Road Hazards	850
Reckless/OVI	1,209
Investigations	262
Drug Courier	10
Violence-Related	52
Warrant/Wanted Person	18
<b>Total:</b>	<b>18,389</b>

2023 Crashes by Investigating Agency and Crash Severity				
Investigating Agency		Fatal Crashes	Injury Crashes	PDO/Unknown
OSHP	Rural	14	261	780
	Urban	0	7	51
CSO	Rural	0	19	134
	Urban	0	1	9
Other PD	Rural	0	3	10
	Urban	0	175	891
<b>Total:</b>		<b>14</b>	<b>466</b>	<b>1,875</b>

2023 Incidents by Municipality (Top 5)	
Perry Township	2,668
Zanesville City	1,540
Washington Township	1,375
Falls Township	1,236
Union Township	1,133
Other (remaining municipalities' sum)	4,006
<b>Total:</b>	<b>11,958</b>

2023 Assists to Other Agencies (Top 3) <sup>1</sup>	
Muskingum CSO	300
Zanesville PD	187
New Concord PD	20
Other (remaining agencies' sum)	45
<b>Total:</b>	<b>552</b>

## 2023 OSHP Traffic Safety Activity

Enforcement Stops	Non Enforcement Stops	Crashes Inv.	OVI Arrests	DUS <sup>2</sup> Citations	Distracted Driving Violations	Safety Belt Citations	CMV <sup>2</sup> Traffic Citations	Motorist Assists	Violation Warnings
5,267	5,968	1,103	235	267	197	689	717	2,026	1,791

## 2023 OSHP Crime Enforcement

Cases	Felony Arrests	Felony Warrants	Mis-demeanor Warrants	Mis-demeanor Summons	Drug Arrests	Illegal Weapons Arrests	Identity Theft Arrests	Resisting Arrest Cases
151	48	8	31	78	77	9	3	12

-- All 2023 crash and activity data is provisional as of the run date of 04/11/2024 --

<sup>1</sup>Assistance to other agencies includes support that is directly (on-scene support on public or private property) or indirectly (referrals to other agencies) provided by OSHP personnel. Does not include assistance to non-law enforcement agencies, non-identified agencies, or other OSHP Posts.

<sup>2</sup>DUS = Driving under a suspended license; CMV = Commercial motor vehicle.

# Noble County

## 2023 OSHP Activity



2023 Calls for Service by Type	
Traffic Stop	1,146
Routine/Other Duties	66
Disabled Vehicle	425
Crashes	200
Road Hazards	205
Reckless/OVI	168
Investigations	68
Drug Courier	16
Violence-Related	12
Warrant/Wanted Person	4
<b>Total:</b>	<b>2,310</b>

2023 Incidents by Municipality (Top 5)	
Olive Township	1,602
Noble Township	825
Buffalo Township	459
Jefferson Township	90
Center Township	85
Other (remaining municipalities' sum)	48
<b>Total:</b>	<b>3,109</b>

2023 Crashes by Investigating Agency and Crash Severity				
Investigating Agency		Fatal Crashes	Injury Crashes	PDO/Unknown
OSHP	Rural	3	8	48
	Urban	0	0	3
CSO	Rural	0	21	43
	Urban	1	9	46
Other PD	Rural	0	0	0
	Urban	0	0	0
<b>Total:</b>		<b>4</b>	<b>38</b>	<b>140</b>

2023 Assists to Other Agencies (Top 3) <sup>1</sup>	
Noble CSO	107
Caldwell PD	3
Washington CSO	1
Other (remaining agencies' sum)	0
<b>Total:</b>	<b>111</b>

### 2023 OSHP Traffic Safety Activity

Enforcement Stops	Non Enforcement Stops	Crashes Inv.	OVI Arrests	DUS <sup>2</sup> Citations	Distracted Driving Violations	Safety Belt Citations	CMV <sup>2</sup> Traffic Citations	Motorist Assists	Violation Warnings
1,003	2,117	62	14	24	5	92	59	539	444

### 2023 OSHP Crime Enforcement

Cases	Felony Arrests	Felony Warrants	Mis-demeanor Warrants	Mis-demeanor Summons	Drug Arrests	Illegal Weapons Arrests	Identity Theft Arrests	Resisting Arrest Cases
45	7	12	6	12	13	1	0	0

-- All 2023 crash and activity data is provisional as of the run date of 04/11/2024 --

<sup>1</sup>Assistance to other agencies includes support that is directly (on-scene support on public or private property) or indirectly (referrals to other agencies) provided by OSHP personnel. Does not include assistance to non-law enforcement agencies, non-identified agencies, or other OSHP Posts.

<sup>2</sup>DUS = Driving under a suspended license; CMV = Commercial motor vehicle.

# Ottawa County

2023  
OSHP  
Activity



2023 Calls for Service by Type	
Traffic Stop	3,173
Routine/Other Duties	1,309
Disabled Vehicle	343
Crashes	242
Road Hazards	255
Reckless/OVI	294
Investigations	85
Drug Courier	7
Violence-Related	17
Warrant/Wanted Person	3
<b>Total:</b>	<b>5,728</b>

2023 Crashes by Investigating Agency and Crash Severity				
Investigating Agency		Fatal Crashes	Injury Crashes	PDO/ Unknown
OSHP	Rural	2	80	108
	Urban	0	3	3
CSO	Rural	0	32	257
	Urban	0	5	38
Other PD	Rural	1	36	138
	Urban	0	15	118
<b>Total:</b>		<b>3</b>	<b>171</b>	<b>662</b>

2023 Incidents by Municipality (Top 5)	
Erie Township	2,866
Portage Township	914
Harris Township	599
Benton Township	572
Danbury Township	464
Other (remaining municipalities' sum)	1,401
<b>Total:</b>	<b>6,816</b>

2023 Assists to Other Agencies (Top 3) <sup>1</sup>	
Ottawa CSO	186
Danbury Township PD	9
Oak Harbor PD	8
Other (remaining agencies' sum)	21
<b>Total:</b>	<b>224</b>

## 2023 OSHP Traffic Safety Activity

Enforcement Stops	Non Enforcement Stops	Crashes Inv.	OVI Arrests	DUS <sup>2</sup> Citations	Distracted Driving Violations	Safety Belt Citations	CMV <sup>2</sup> Traffic Citations	Motorist Assists	Violation Warnings
3,036	3,523	202	38	73	27	138	178	637	1,185

## 2023 OSHP Crime Enforcement

Cases	Felony Arrests	Felony Warrants	Mis-demeanor Warrants	Mis-demeanor Summons	Drug Arrests	Illegal Weapons Arrests	Identity Theft Arrests	Resisting Arrest Cases
96	32	8	6	61	66	5	0	2

-- All 2023 crash and activity data is provisional as of the run date of 04/11/2024 --

<sup>1</sup>Assistance to other agencies includes support that is directly (on-scene support on public or private property) or indirectly (referrals to other agencies) provided by OSHP personnel. Does not include assistance to non-law enforcement agencies, non-identified agencies, or other OSHP Posts.

<sup>2</sup>DUS = Driving under a suspended license; CMV = Commercial motor vehicle.



# Paulding County

2023  
OSHP  
Activity



2023 Calls for Service by Type	
Traffic Stop	7,022
Routine/Other Duties	81
Disabled Vehicle	407
Crashes	302
Road Hazards	118
Reckless/OVI	109
Investigations	25
Drug Courier	2
Violence-Related	10
Warrant/Wanted Person	2
<b>Total:</b>	<b>8,078</b>

2023 Incidents by Municipality (Top 5)	
Crane Township	1,256
Carryall Township	586
Emerald Township	476
Paulding Township	182
Latty Township	175
Other (remaining municipalities' sum)	855
<b>Total:</b>	<b>3,530</b>

2023 Crashes by Investigating Agency and Crash Severity				
Investigating Agency		Fatal Crashes	Injury Crashes	PDO/Unknown
OSHP	Rural	3	24	68
	Urban	0	2	7
CSO	Rural	0	39	337
	Urban	0	1	5
Other PD	Rural	0	0	0
	Urban	0	6	29
<b>Total:</b>		<b>3</b>	<b>72</b>	<b>446</b>

2023 Assists to Other Agencies (Top 3) <sup>1</sup>	
Paulding CSO	71
Defiance CSO	8
Antwerp PD	2
Other (remaining agencies' sum)	2
<b>Total:</b>	<b>83</b>

## 2023 OSHP Traffic Safety Activity

Enforcement Stops	Non Enforcement Stops	Crashes Inv.	OVI Arrests	DUS <sup>2</sup> Citations	Distracted Driving Violations	Safety Belt Citations	CMV <sup>2</sup> Traffic Citations	Motorist Assists	Violation Warnings
1,894	1,576	100	60	92	68	273	125	352	1,118

## 2023 OSHP Crime Enforcement

Cases	Felony Arrests	Felony Warrants	Mis-demeanor Warrants	Mis-demeanor Summons	Drug Arrests	Illegal Weapons Arrests	Identity Theft Arrests	Resisting Arrest Cases
52	10	1	1	40	42	2	0	3

-- All 2023 crash and activity data is provisional as of the run date of 04/11/2024 --

<sup>1</sup>Assistance to other agencies includes support that is directly (on-scene support on public or private property) or indirectly (referrals to other agencies) provided by OSHP personnel. Does not include assistance to non-law enforcement agencies, non-identified agencies, or other OSHP Posts.

<sup>2</sup>DUS = Driving under a suspended license; CMV = Commercial motor vehicle.

# Perry County

## 2023 OSHP Activity



2023 Calls for Service by Type	
Traffic Stop	1,789
Routine/Other Duties	68
Disabled Vehicle	154
Crashes	564
Road Hazards	110
Reckless/OVI	105
Investigations	31
Drug Courier	1
Violence-Related	6
Warrant/Wanted Person	8
<b>Total:</b>	<b>2,836</b>

2023 Incidents by Municipality (Top 5)	
Reading Township	390
Thorn Township	326
Jackson Township	160
Madison Township	133
Pike Township	114
Other (remaining municipalities' sum)	371
<b>Total:</b>	<b>1,494</b>

2023 Crashes by Investigating Agency and Crash Severity				
Investigating Agency		Fatal Crashes	Injury Crashes	PDO/Unknown
OSHP	Rural	6	100	183
	Urban	0	10	38
CSO	Rural	0	20	34
	Urban	0	4	19
Other PD	Rural	0	1	2
	Urban	0	18	72
<b>Total:</b>		<b>6</b>	<b>153</b>	<b>348</b>

2023 Assists to Other Agencies (Top 3) <sup>1</sup>	
Perry CSO	37
Crooksville PD	2
Somerset PD	2
Other (remaining agencies' sum)	8
<b>Total:</b>	<b>49</b>

### 2023 OSHP Traffic Safety Activity

Enforcement Stops	Non Enforcement Stops	Crashes Inv.	OVI Arrests	DUS <sup>2</sup> Citations	Distracted Driving Violations	Safety Belt Citations	CMV <sup>2</sup> Traffic Citations	Motorist Assists	Violation Warnings
889	554	331	41	51	9	115	17	178	250

### 2023 OSHP Crime Enforcement

Cases	Felony Arrests	Felony Warrants	Mis-demeanor Warrants	Mis-demeanor Summons	Drug Arrests	Illegal Weapons Arrests	Identity Theft Arrests	Resisting Arrest Cases
28	9	1	7	12	14	1	0	0

-- All 2023 crash and activity data is provisional as of the run date of 04/11/2024 --

<sup>1</sup>Assistance to other agencies includes support that is directly (on-scene support on public or private property) or indirectly (referrals to other agencies) provided by OSHP personnel. Does not include assistance to non-law enforcement agencies, non-identified agencies, or other OSHP Posts.

<sup>2</sup>DUS = Driving under a suspended license; CMV = Commercial motor vehicle.

# Pickaway County

2023  
OSHP  
Activity



2023 Calls for Service by Type	
Traffic Stop	10,765
Routine/Other Duties	2,286
Disabled Vehicle	1,351
Crashes	566
Road Hazards	727
Reckless/OVI	1,450
Investigations	228
Drug Courier	59
Violence-Related	127
Warrant/Wanted Person	19
<b>Total:</b>	<b>17,578</b>

2023 Crashes by Investigating Agency and Crash Severity				
Investigating Agency		Fatal Crashes	Injury Crashes	PDO/Unknown
OSHP	Rural	1	121	284
	Urban	0	3	13
CSO	Rural	6	178	348
	Urban	0	6	13
Other PD	Rural	0	1	4
	Urban	0	50	203
<b>Total:</b>		<b>7</b>	<b>359</b>	<b>865</b>

2023 Incidents by Municipality (Top 5)	
Harrison Township	4,318
Circleville Township	2,341
Pickaway Township	1,822
Circleville City	1,703
Scioto Township	1,270
Other (remaining municipalities' sum)	3,601
<b>Total:</b>	<b>15,055</b>

2023 Assists to Other Agencies (Top 3) <sup>1</sup>	
Pickaway CSO	500
Circleville PD	70
Franklin CSO	66
Other (remaining agencies' sum)	172
<b>Total:</b>	<b>808</b>

## 2023 OSHP Traffic Safety Activity

Enforcement Stops	Non Enforcement Stops	Crashes Inv.	OVI Arrests	DUS <sup>2</sup> Citations	Distracted Driving Violations	Safety Belt Citations	CMV <sup>2</sup> Traffic Citations	Motorist Assists	Violation Warnings
5,683	8,342	427	185	377	45	721	813	1,787	3,638

## 2023 OSHP Crime Enforcement

Cases	Felony Arrests	Felony Warrants	Mis-demeanor Warrants	Mis-demeanor Summons	Drug Arrests	Illegal Weapons Arrests	Identity Theft Arrests	Resisting Arrest Cases
322	81	17	47	131	126	10	1	8

-- All 2023 crash and activity data is provisional as of the run date of 04/11/2024 --

<sup>1</sup>Assistance to other agencies includes support that is directly (on-scene support on public or private property) or indirectly (referrals to other agencies) provided by OSHP personnel. Does not include assistance to non-law enforcement agencies, non-identified agencies, or other OSHP Posts.

<sup>2</sup>DUS = Driving under a suspended license; CMV = Commercial motor vehicle.

# Pike County

## 2023 OSHP Activity



2023 Calls for Service by Type	
Traffic Stop	2,227
Routine/Other Duties	742
Disabled Vehicle	349
Crashes	464
Road Hazards	198
Reckless/OVI	182
Investigations	61
Drug Courier	6
Violence-Related	12
Warrant/Wanted Person	13
<b>Total:</b>	<b>4,254</b>

2023 Incidents by Municipality (Top 5)	
Sunfish Township	1,472
Scioto Township	849
Newton Township	754
Seal Township	724
Pee Pee Township	611
Other (remaining municipalities' sum)	732
<b>Total:</b>	<b>5,142</b>

2023 Crashes by Investigating Agency and Crash Severity				
Investigating Agency		Fatal Crashes	Injury Crashes	PDO/Unknown
OSHP	Rural	6	128	222
	Urban	0	6	5
CSO	Rural	0	19	86
	Urban	0	3	2
Other PD	Rural	0	1	1
	Urban	0	20	98
<b>Total:</b>		<b>6</b>	<b>177</b>	<b>414</b>

2023 Assists to Other Agencies (Top 3) <sup>1</sup>	
Pike CSO	180
Waverly PD	43
Piketon PD	25
Other (remaining agencies' sum)	16
<b>Total:</b>	<b>264</b>

### 2023 OSHP Traffic Safety Activity

Enforcement Stops	Non Enforcement Stops	Crashes Inv.	OVI Arrests	DUS <sup>2</sup> Citations	Distracted Driving Violations	Safety Belt Citations	CMV <sup>2</sup> Traffic Citations	Motorist Assists	Violation Warnings
1,901	2,996	370	74	109	8	272	440	640	833

### 2023 OSHP Crime Enforcement

Cases	Felony Arrests	Felony Warrants	Mis-demeanor Warrants	Mis-demeanor Summons	Drug Arrests	Illegal Weapons Arrests	Identity Theft Arrests	Resisting Arrest Cases
59	41	9	17	23	28	6	0	5

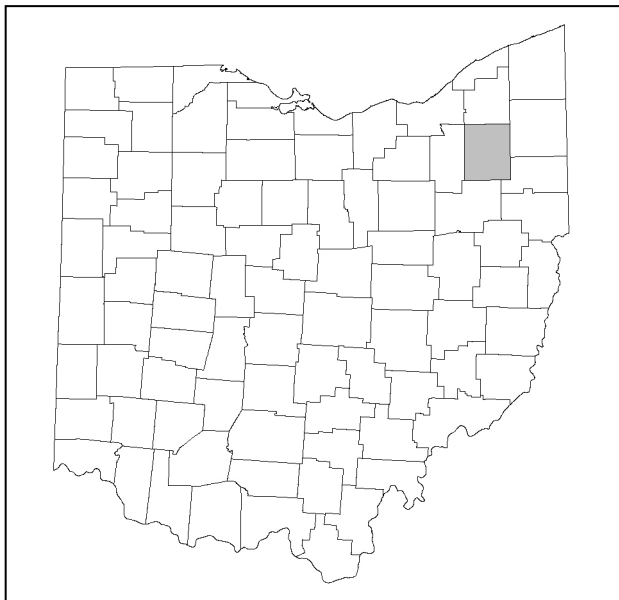
-- All 2023 crash and activity data is provisional as of the run date of 04/11/2024 --

<sup>1</sup>Assistance to other agencies includes support that is directly (on-scene support on public or private property) or indirectly (referrals to other agencies) provided by OSHP personnel. Does not include assistance to non-law enforcement agencies, non-identified agencies, or other OSHP Posts.

<sup>2</sup>DUS = Driving under a suspended license; CMV = Commercial motor vehicle.

# Portage County

## 2023 OSHP Activity



2023 Calls for Service by Type	
Traffic Stop	27,203
Routine/Other Duties	3,125
Disabled Vehicle	2,779
Crashes	2,754
Road Hazards	1,432
Reckless/OVI	2,289
Investigations	565
Drug Courier	6
Violence-Related	117
Warrant/Wanted Person	39
<b>Total:</b>	<b>40,309</b>

2023 Crashes by Investigating Agency and Crash Severity				
Investigating Agency		Fatal Crashes	Injury Crashes	PDO/Unknown
OSHP	Rural	14	429	871
	Urban	0	26	81
CSO	Rural	3	81	229
	Urban	0	24	62
Other PD	Rural	1	47	164
	Urban	2	242	977
<b>Total:</b>		<b>20</b>	<b>849</b>	<b>2,384</b>

2023 Incidents by Municipality (Top 5)	
Edinburg Township	3,712
Brimfield Township	3,163
Rootstown Township	2,885
Freedom Township	2,878
Ravenna Township	2,146
Other (remaining municipalities' sum)	12,626
<b>Total:</b>	<b>27,410</b>

2023 Assists to Other Agencies (Top 3) <sup>1</sup>	
Portage CSO	424
Brimfield Township PD	160
Streetsboro PD	140
Other (remaining agencies' sum)	390
<b>Total:</b>	<b>1,114</b>

### 2023 OSHP Traffic Safety Activity

Enforcement Stops	Non Enforcement Stops	Crashes Inv.	OVI Arrests	DUS <sup>2</sup> Citations	Distracted Driving Violations	Safety Belt Citations	CMV <sup>2</sup> Traffic Citations	Motorist Assists	Violation Warnings
8,995	17,201	1,444	335	325	128	844	977	3,113	8,118

### 2023 OSHP Crime Enforcement

Cases	Felony Arrests	Felony Warrants	Mis-demeanor Warrants	Mis-demeanor Summons	Drug Arrests	Illegal Weapons Arrests	Identity Theft Arrests	Resisting Arrest Cases
367	117	26	102	246	238	31	0	14

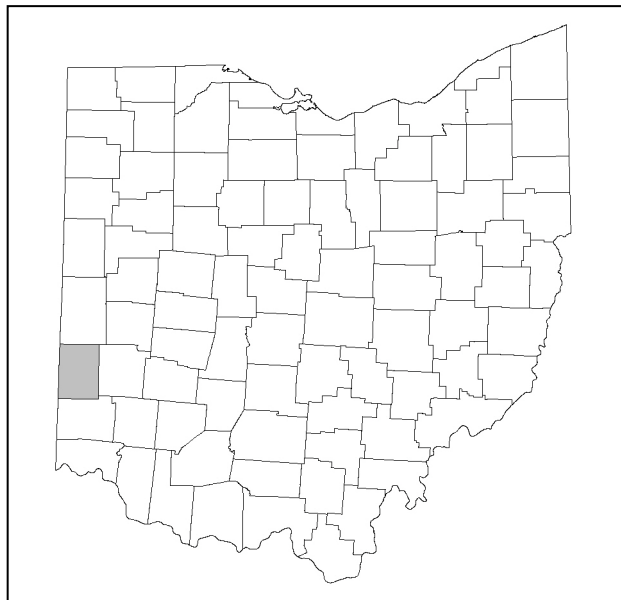
-- All 2023 crash and activity data is provisional as of the run date of 04/11/2024 --

<sup>1</sup>Assistance to other agencies includes support that is directly (on-scene support on public or private property) or indirectly (referrals to other agencies) provided by OSHP personnel. Does not include assistance to non-law enforcement agencies, non-identified agencies, or other OSHP Posts.

<sup>2</sup>DUS = Driving under a suspended license; CMV = Commercial motor vehicle.

# Preble County

## 2023 OSHP Activity



2023 Calls for Service by Type	
Traffic Stop	4,449
Routine/Other Duties	1,200
Disabled Vehicle	787
Crashes	597
Road Hazards	593
Reckless/OVI	357
Investigations	73
Drug Courier	3
Violence-Related	24
Warrant/Wanted Person	3
<b>Total:</b>	<b>8,086</b>

2023 Incidents by Municipality (Top 5)	
Jackson Township	2,799
Monroe Township	1,593
Harrison Township	950
Jefferson Township	770
Somers Township	378
Other (remaining municipalities' sum)	506
<b>Total:</b>	<b>6,996</b>

2023 Crashes by Investigating Agency and Crash Severity				
Investigating Agency		Fatal Crashes	Injury Crashes	PDO/Unknown
OSHP	Rural	3	92	268
	Urban	1	12	24
CSO	Rural	7	51	115
	Urban	1	5	11
Other PD	Rural	0	1	1
	Urban	0	35	132
<b>Total:</b>		<b>12</b>	<b>196</b>	<b>551</b>

2023 Assists to Other Agencies (Top 3) <sup>1</sup>	
Preble CSO	108
Brookville PD	17
Clay Township PD	6
Other (remaining agencies' sum)	9
<b>Total:</b>	<b>140</b>

### 2023 OSHP Traffic Safety Activity

Enforcement Stops	Non Enforcement Stops	Crashes Inv.	OVI Arrests	DUS <sup>2</sup> Citations	Distracted Driving Violations	Safety Belt Citations	CMV <sup>2</sup> Traffic Citations	Motorist Assists	Violation Warnings
2,021	4,539	399	26	80	15	46	977	639	1,431

### 2023 OSHP Crime Enforcement

Cases	Felony Arrests	Felony Warrants	Mis-demeanor Warrants	Mis-demeanor Summons	Drug Arrests	Illegal Weapons Arrests	Identity Theft Arrests	Resisting Arrest Cases
53	15	4	2	26	31	4	0	4

-- All 2023 crash and activity data is provisional as of the run date of 04/11/2024 --

<sup>1</sup>Assistance to other agencies includes support that is directly (on-scene support on public or private property) or indirectly (referrals to other agencies) provided by OSHP personnel. Does not include assistance to non-law enforcement agencies, non-identified agencies, or other OSHP Posts.

<sup>2</sup>DUS = Driving under a suspended license; CMV = Commercial motor vehicle.

# Putnam County

## 2023 OSHP Activity



2023 Calls for Service by Type	
Traffic Stop	1,086
Routine/Other Duties	81
Disabled Vehicle	38
Crashes	28
Road Hazards	26
Reckless/OVI	18
Investigations	19
Drug Courier	0
Violence-Related	1
Warrant/Wanted Person	1
<b>Total:</b>	<b>1,298</b>

2023 Crashes by Investigating Agency and Crash Severity				
Investigating Agency		Fatal Crashes	Injury Crashes	PDO/Unknown
OSHP	Rural	0	8	5
	Urban	0	1	3
CSO	Rural	0	45	334
	Urban	0	5	31
Other PD	Rural	0	0	1
	Urban	0	11	58
<b>Total:</b>			<b>70</b>	<b>432</b>

2023 Incidents by Municipality (Top 5)	
Jennings Township	50
Ottawa Township	46
Monroe Township	46
Greensburg Township	45
Blanchard Township	40
Other (remaining municipalities' sum)	135
<b>Total:</b>	<b>362</b>

2023 Assists to Other Agencies (Top 3) <sup>1</sup>	
Putnam CSO	25
Delphos PD	4
Allen CSO	3
Other (remaining agencies' sum)	3
<b>Total:</b>	<b>35</b>

### 2023 OSHP Traffic Safety Activity

Enforcement Stops	Non Enforcement Stops	Crashes Inv.	OVI Arrests	DUS <sup>2</sup> Citations	Distracted Driving Violations	Safety Belt Citations	CMV <sup>2</sup> Traffic Citations	Motorist Assists	Violation Warnings
190	216	20	5	6	5	27	23	37	136

### 2023 OSHP Crime Enforcement

Cases	Felony Arrests	Felony Warrants	Mis-demeanor Warrants	Mis-demeanor Summons	Drug Arrests	Illegal Weapons Arrests	Identity Theft Arrests	Resisting Arrest Cases
6	0	0	2	0	0	0	0	0

-- All 2023 crash and activity data is provisional as of the run date of 04/11/2024 --

<sup>1</sup>Assistance to other agencies includes support that is directly (on-scene support on public or private property) or indirectly (referrals to other agencies) provided by OSHP personnel. Does not include assistance to non-law enforcement agencies, non-identified agencies, or other OSHP Posts.

<sup>2</sup>DUS = Driving under a suspended license; CMV = Commercial motor vehicle.



# Richland County

## 2023 OSHP Activity



2023 Calls for Service by Type	
Traffic Stop	18,179
Routine/Other Duties	3,295
Disabled Vehicle	3,124
Crashes	2,316
Road Hazards	1,781
Reckless/OVI	1,906
Investigations	570
Drug Courier	1,064
Violence-Related	465
Warrant/Wanted Person	129
<b>Total:</b>	<b>32,829</b>

2023 Incidents by Municipality (Top 5)	
Mansfield Township	5,686
Mifflin Township	4,466
Washington Township	3,913
Madison Township	3,021
Springfield Township	1,419
Other (remaining municipalities' sum)	3,154
<b>Total:</b>	<b>21,659</b>

2023 Crashes by Investigating Agency and Crash Severity				
Investigating Agency		Fatal Crashes	Injury Crashes	PDO/Unknown
OSHP	Rural	12	378	1,140
	Urban	2	16	52
CSO	Rural	1	6	49
	Urban	0	2	7
Other PD	Rural	0	0	8
	Urban	2	370	1,247
<b>Total:</b>		<b>17</b>	<b>772</b>	<b>2,503</b>

2023 Assists to Other Agencies (Top 3) <sup>1</sup>	
Mansfield PD	348
Richland CSO	324
Ontario PD	130
Other (remaining agencies' sum)	226
<b>Total:</b>	<b>1,028</b>

### 2023 OSHP Traffic Safety Activity

Enforcement Stops	Non Enforcement Stops	Crashes Inv.	OVI Arrests	DUS <sup>2</sup> Citations	Distracted Driving Violations	Safety Belt Citations	CMV <sup>2</sup> Traffic Citations	Motorist Assists	Violation Warnings
6,569	14,127	1,592	335	393	78	524	1,002	2,781	3,283

### 2023 OSHP Crime Enforcement

Cases	Felony Arrests	Felony Warrants	Mis-demeanor Warrants	Mis-demeanor Summons	Drug Arrests	Illegal Weapons Arrests	Identity Theft Arrests	Resisting Arrest Cases
421	69	12	112	131	118	15	2	21

-- All 2023 crash and activity data is provisional as of the run date of 04/11/2024 --

<sup>1</sup>Assistance to other agencies includes support that is directly (on-scene support on public or private property) or indirectly (referrals to other agencies) provided by OSHP personnel. Does not include assistance to non-law enforcement agencies, non-identified agencies, or other OSHP Posts.

<sup>2</sup>DUS = Driving under a suspended license; CMV = Commercial motor vehicle.

# Ross County

## 2023 OSHP Activity



2023 Calls for Service by Type	
Traffic Stop	10,049
Routine/Other Duties	1,481
Disabled Vehicle	2,092
Crashes	1,966
Road Hazards	1,463
Reckless/OVI	1,475
Investigations	551
Drug Courier	81
Violence-Related	228
Warrant/Wanted Person	136
<b>Total:</b>	<b>19,522</b>

2023 Crashes by Investigating Agency and Crash Severity				
Investigating Agency		Fatal Crashes	Injury Crashes	PDO/Unknown
OSHP	Rural	6	352	837
	Urban	0	7	30
CSO	Rural	1	43	72
	Urban	0	13	28
Other PD	Rural	0	0	1
	Urban	0	131	442
<b>Total:</b>		<b>7</b>	<b>546</b>	<b>1,410</b>

2023 Incidents by Municipality (Top 5)	
Scioto Township	5,510
Green Township	2,332
Union Township	2,062
Springfield Township	1,952
Huntington Township	884
Other (remaining municipalities' sum)	2,943
<b>Total:</b>	<b>15,683</b>

2023 Assists to Other Agencies (Top 3) <sup>1</sup>	
Ross CSO	578
Chillicothe PD	144
Pike CSO	45
Other (remaining agencies' sum)	44
<b>Total:</b>	<b>811</b>

### 2023 OSHP Traffic Safety Activity

Enforcement Stops	Non Enforcement Stops	Crashes Inv.	OVI Arrests	DUS <sup>2</sup> Citations	Distracted Driving Violations	Safety Belt Citations	CMV <sup>2</sup> Traffic Citations	Motorist Assists	Violation Warnings
5,979	8,658	1,230	237	358	58	697	496	2,544	3,732

### 2023 OSHP Crime Enforcement

Cases	Felony Arrests	Felony Warrants	Mis-demeanor Warrants	Mis-demeanor Summons	Drug Arrests	Illegal Weapons Arrests	Identity Theft Arrests	Resisting Arrest Cases
334	100	36	131	72	100	12	1	16

-- All 2023 crash and activity data is provisional as of the run date of 04/11/2024 --

<sup>1</sup>Assistance to other agencies includes support that is directly (on-scene support on public or private property) or indirectly (referrals to other agencies) provided by OSHP personnel. Does not include assistance to non-law enforcement agencies, non-identified agencies, or other OSHP Posts.

<sup>2</sup>DUS = Driving under a suspended license; CMV = Commercial motor vehicle.

# Sandusky County

2023  
OSHP  
Activity



2023 Calls for Service by Type	
Traffic Stop	15,283
Routine/Other Duties	4,357
Disabled Vehicle	1,663
Crashes	1,291
Road Hazards	971
Reckless/OVI	1,269
Investigations	538
Drug Courier	10
Violence-Related	53
Warrant/Wanted Person	36
<b>Total:</b>	<b>25,471</b>

2023 Crashes by Investigating Agency and Crash Severity				
Investigating Agency		Fatal Crashes	Injury Crashes	PDO/ Unknown
OSHP	Rural	7	193	647
	Urban	0	13	20
CSO	Rural	1	23	92
	Urban	0	5	27
Other PD	Rural	0	4	5
	Urban	1	82	209
<b>Total:</b>		<b>9</b>	<b>320</b>	<b>1,000</b>

2023 Incidents by Municipality (Top 5)	
Riley Township	4,239
Woodville Township	3,101
Townsend Township	2,375
Sandusky Township	2,012
Washington Township	1,764
Other (remaining municipalities' sum)	4,579
<b>Total:</b>	<b>18,070</b>

2023 Assists to Other Agencies (Top 3) <sup>1</sup>	
Sandusky CSO	267
Clyde PD	65
Fremont PD	44
Other (remaining agencies' sum)	105
<b>Total:</b>	<b>481</b>

## 2023 OSHP Traffic Safety Activity

Enforcement Stops	Non Enforcement Stops	Crashes Inv.	OVI Arrests	DUS <sup>2</sup> Citations	Distracted Driving Violations	Safety Belt Citations	CMV <sup>2</sup> Traffic Citations	Motorist Assists	Violation Warnings
5,732	11,499	868	147	224	163	470	613	2,333	2,986

## 2023 OSHP Crime Enforcement

Cases	Felony Arrests	Felony Warrants	Mis-demeanor Warrants	Mis-demeanor Summons	Drug Arrests	Illegal Weapons Arrests	Identity Theft Arrests	Resisting Arrest Cases
398	103	17	29	202	232	17	3	8

-- All 2023 crash and activity data is provisional as of the run date of 04/11/2024 --

<sup>1</sup>Assistance to other agencies includes support that is directly (on-scene support on public or private property) or indirectly (referrals to other agencies) provided by OSHP personnel. Does not include assistance to non-law enforcement agencies, non-identified agencies, or other OSHP Posts.

<sup>2</sup>DUS = Driving under a suspended license; CMV = Commercial motor vehicle.

# Scioto County

## 2023 OSHP Activity



2023 Calls for Service by Type	
Traffic Stop	7,937
Routine/Other Duties	821
Disabled Vehicle	994
Crashes	1,416
Road Hazards	889
Reckless/OVI	730
Investigations	340
Drug Courier	22
Violence-Related	165
Warrant/Wanted Person	38
<b>Total:</b>	<b>13,352</b>

2023 Crashes by Investigating Agency and Crash Severity				
Investigating Agency		Fatal Crashes	Injury Crashes	PDO/Unknown
OSHP	Rural	8	296	651
	Urban	0	13	11
CSO	Rural	0	0	0
	Urban	0	0	0
Other PD	Rural	0	1	4
	Urban	1	149	575
<b>Total:</b>		<b>9</b>	<b>459</b>	<b>1,241</b>

2023 Incidents by Municipality (Top 5)	
Valley Township	3,775
Portsmouth City	1,025
Washington Township	858
Clay Township	749
Porter Township	695
Other (remaining municipalities' sum)	3,425
<b>Total:</b>	<b>10,527</b>

2023 Assists to Other Agencies (Top 3) <sup>1</sup>	
Scioto CSO	346
Portsmouth PD	85
New Boston PD	41
Other (remaining agencies' sum)	22
<b>Total:</b>	<b>494</b>

### 2023 OSHP Traffic Safety Activity

Enforcement Stops	Non Enforcement Stops	Crashes Inv.	OVI Arrests	DUS <sup>2</sup> Citations	Distracted Driving Violations	Safety Belt Citations	CMV <sup>2</sup> Traffic Citations	Motorist Assists	Violation Warnings
3,930	6,053	984	187	375	43	1,425	263	1,644	3,150

### 2023 OSHP Crime Enforcement

Cases	Felony Arrests	Felony Warrants	Mis-demeanor Warrants	Mis-demeanor Summons	Drug Arrests	Illegal Weapons Arrests	Identity Theft Arrests	Resisting Arrest Cases
240	115	39	78	89	113	12	1	12

-- All 2023 crash and activity data is provisional as of the run date of 04/11/2024 --

<sup>1</sup>Assistance to other agencies includes support that is directly (on-scene support on public or private property) or indirectly (referrals to other agencies) provided by OSHP personnel. Does not include assistance to non-law enforcement agencies, non-identified agencies, or other OSHP Posts.

<sup>2</sup>DUS = Driving under a suspended license; CMV = Commercial motor vehicle.

# Seneca County

## 2023 OSHP Activity



2023 Calls for Service by Type	
Traffic Stop	2,891
Routine/Other Duties	120
Disabled Vehicle	222
Crashes	716
Road Hazards	152
Reckless/OVI	160
Investigations	79
Drug Courier	4
Violence-Related	30
Warrant/Wanted Person	20
<b>Total:</b>	<b>4,394</b>

2023 Incidents by Municipality (Top 5)	
Tiffin City	423
Hopewell Township	360
Reed Township	330
Loudon Township	256
Venice Township	226
Other (remaining municipalities' sum)	1,576
<b>Total:</b>	<b>3,171</b>

2023 Crashes by Investigating Agency and Crash Severity				
Investigating Agency		Fatal Crashes	Injury Crashes	PDO/Unknown
OSHP	Rural	6	30	94
	Urban	0	3	5
CSO	Rural	0	106	482
	Urban	0	17	47
Other PD	Rural	0	0	1
	Urban	0	104	406
<b>Total:</b>		<b>6</b>	<b>260</b>	<b>1,035</b>

2023 Assists to Other Agencies (Top 3) <sup>1</sup>	
Seneca CSO	86
Tiffin PD	20
Fostoria PD	10
Other (remaining agencies' sum)	15
<b>Total:</b>	<b>131</b>

### 2023 OSHP Traffic Safety Activity

Enforcement Stops	Non Enforcement Stops	Crashes Inv.	OVI Arrests	DUS <sup>2</sup> Citations	Distracted Driving Violations	Safety Belt Citations	CMV <sup>2</sup> Traffic Citations	Motorist Assists	Violation Warnings
1,233	1,866	134	53	81	39	292	43	204	1,548

### 2023 OSHP Crime Enforcement

Cases	Felony Arrests	Felony Warrants	Mis-demeanor Warrants	Mis-demeanor Summons	Drug Arrests	Illegal Weapons Arrests	Identity Theft Arrests	Resisting Arrest Cases
40	11	3	11	16	17	2	0	0

-- All 2023 crash and activity data is provisional as of the run date of 04/11/2024 --

<sup>1</sup>Assistance to other agencies includes support that is directly (on-scene support on public or private property) or indirectly (referrals to other agencies) provided by OSHP personnel. Does not include assistance to non-law enforcement agencies, non-identified agencies, or other OSHP Posts.

<sup>2</sup>DUS = Driving under a suspended license; CMV = Commercial motor vehicle.

# Shelby County

## 2023 OSHP Activity



2023 Calls for Service by Type	
Traffic Stop	4,592
Routine/Other Duties	88
Disabled Vehicle	1,307
Crashes	376
Road Hazards	422
Reckless/OVI	774
Investigations	74
Drug Courier	2
Violence-Related	29
Warrant/Wanted Person	9
<b>Total:</b>	<b>7,673</b>

2023 Crashes by Investigating Agency and Crash Severity				
Investigating Agency		Fatal Crashes	Injury Crashes	PDO/Unknown
OSHP	Rural	1	74	221
	Urban	0	0	5
CSO	Rural	3	45	184
	Urban	0	0	11
Other PD	Rural	0	5	7
	Urban	0	74	438
<b>Total:</b>		<b>4</b>	<b>198</b>	<b>866</b>

2023 Incidents by Municipality (Top 5)	
Dinsmore Township	1,606
Clinton Township	1,221
Franklin Township	930
Orange Township	467
Van Buren Township	302
Other (remaining municipalities' sum)	960
<b>Total:</b>	<b>5,486</b>

2023 Assists to Other Agencies (Top 3) <sup>1</sup>	
Shelby CSO	189
Sidney PD	112
Miami CSO	33
Other (remaining agencies' sum)	47
<b>Total:</b>	<b>381</b>

### 2023 OSHP Traffic Safety Activity

Enforcement Stops	Non Enforcement Stops	Crashes Inv.	OVI Arrests	DUS <sup>2</sup> Citations	Distracted Driving Violations	Safety Belt Citations	CMV <sup>2</sup> Traffic Citations	Motorist Assists	Violation Warnings
2,064	3,072	303	42	106	22	140	102	1,018	1,323

### 2023 OSHP Crime Enforcement

Cases	Felony Arrests	Felony Warrants	Mis-demeanor Warrants	Mis-demeanor Summons	Drug Arrests	Illegal Weapons Arrests	Identity Theft Arrests	Resisting Arrest Cases
81	29	5	7	54	53	2	1	8

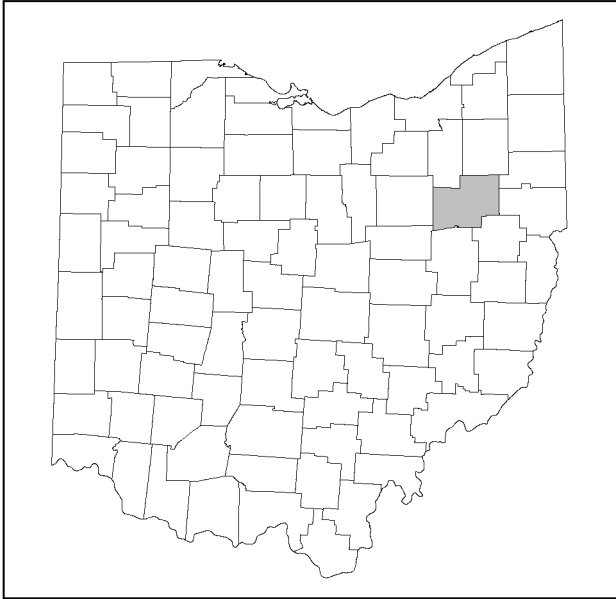
-- All 2023 crash and activity data is provisional as of the run date of 04/11/2024 --

<sup>1</sup>Assistance to other agencies includes support that is directly (on-scene support on public or private property) or indirectly (referrals to other agencies) provided by OSHP personnel. Does not include assistance to non-law enforcement agencies, non-identified agencies, or other OSHP Posts.

<sup>2</sup>DUS = Driving under a suspended license; CMV = Commercial motor vehicle.

# Stark County

## 2023 OSHP Activity



2023 Calls for Service by Type	
Traffic Stop	19,085
Routine/Other Duties	370
Disabled Vehicle	1,917
Crashes	2,953
Road Hazards	1,313
Reckless/OVI	1,820
Investigations	484
Drug Courier	23
Violence-Related	160
Warrant/Wanted Person	77
<b>Total:</b>	<b>28,202</b>

2023 Incidents by Municipality (Top 5)	
Canton City	5,982
Jackson Township	3,296
Perry Township	1,546
Plain Township	1,511
Massillon City	1,310
Other (remaining municipalities' sum)	6,461
<b>Total:</b>	<b>20,106</b>

2023 Crashes by Investigating Agency and Crash Severity				
Investigating Agency		Fatal Crashes	Injury Crashes	PDO/Unknown
OSHP	Rural	10	504	1,113
	Urban	0	61	150
CSO	Rural	0	143	739
	Urban	0	6	29
Other PD	Rural	3	407	1,403
	Urban	6	682	3,068
<b>Total:</b>		<b>19</b>	<b>1,803</b>	<b>6,502</b>

2023 Assists to Other Agencies (Top 3) <sup>1</sup>	
Canton PD	903
Stark CSO	213
Jackson Township PD	148
Other (remaining agencies' sum)	728
<b>Total:</b>	<b>1,992</b>

### 2023 OSHP Traffic Safety Activity

Enforcement Stops	Non Enforcement Stops	Crashes Inv.	OVI Arrests	DUS <sup>2</sup> Citations	Distracted Driving Violations	Safety Belt Citations	CMV <sup>2</sup> Traffic Citations	Motorist Assists	Violation Warnings
8,304	9,523	1,845	670	712	257	1,772	1,000	2,122	5,519

### 2023 OSHP Crime Enforcement

Cases	Felony Arrests	Felony Warrants	Mis-demeanor Warrants	Mis-demeanor Summons	Drug Arrests	Illegal Weapons Arrests	Identity Theft Arrests	Resisting Arrest Cases
458	162	51	116	220	222	33	1	69

-- All 2023 crash and activity data is provisional as of the run date of 04/11/2024 --

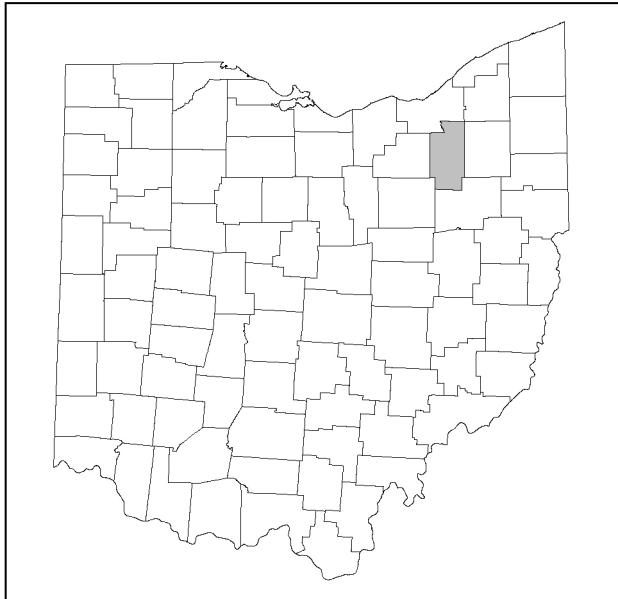
<sup>1</sup>Assistance to other agencies includes support that is directly (on-scene support on public or private property) or indirectly (referrals to other agencies) provided by OSHP personnel. Does not include assistance to non-law enforcement agencies, non-identified agencies, or other OSHP Posts.

<sup>2</sup>DUS = Driving under a suspended license; CMV = Commercial motor vehicle.



# Summit County

## 2023 OSHP Activity



2023 Calls for Service by Type	
Traffic Stop	25,239
Routine/Other Duties	2,688
Disabled Vehicle	2,299
Crashes	1,408
Road Hazards	1,062
Reckless/OVI	1,706
Investigations	388
Drug Courier	13
Violence-Related	117
Warrant/Wanted Person	107
<b>Total:</b>	<b>35,027</b>

2023 Incidents by Municipality (Top 5)	
Akron City	8,151
Richfield Township	4,454
Bath Township	2,825
Green City	2,163
Norton City	1,693
Other (remaining municipalities' sum)	5,363
<b>Total:</b>	<b>24,649</b>

2023 Crashes by Investigating Agency and Crash Severity				
Investigating Agency		Fatal Crashes	Injury Crashes	PDO/Unknown
OSHP	Rural	4	79	184
	Urban	5	37	164
CSO	Rural	2	87	313
	Urban	1	222	875
Other PD	Rural	0	192	701
	Urban	33	2,139	7,880
<b>Total:</b>		<b>45</b>	<b>2,756</b>	<b>10,117</b>

2023 Assists to Other Agencies (Top 3) <sup>1</sup>	
Akron PD	771
Summit CSO	531
Richfield PD	128
Other (remaining agencies' sum)	777
<b>Total:</b>	<b>2,207</b>

### 2023 OSHP Traffic Safety Activity

Enforcement Stops	Non Enforcement Stops	Crashes Inv.	OVI Arrests	DUS <sup>2</sup> Citations	Distracted Driving Violations	Safety Belt Citations	CMV <sup>2</sup> Traffic Citations	Motorist Assists	Violation Warnings
9,967	12,299	493	533	619	238	2,137	1,032	1,724	7,500

### 2023 OSHP Crime Enforcement

Cases	Felony Arrests	Felony Warrants	Mis-demeanor Warrants	Mis-demeanor Summons	Drug Arrests	Illegal Weapons Arrests	Identity Theft Arrests	Resisting Arrest Cases
451	221	71	74	233	244	50	2	48

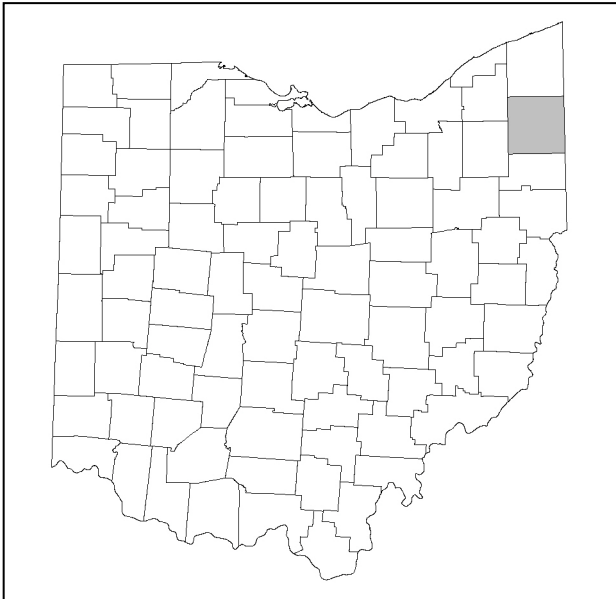
-- All 2023 crash and activity data is provisional as of the run date of 04/11/2024 --

<sup>1</sup>Assistance to other agencies includes support that is directly (on-scene support on public or private property) or indirectly (referrals to other agencies) provided by OSHP personnel. Does not include assistance to non-law enforcement agencies, non-identified agencies, or other OSHP Posts.

<sup>2</sup>DUS = Driving under a suspended license; CMV = Commercial motor vehicle.

# Trumbull County

2023  
OSHP  
Activity



2023 Calls for Service by Type	
Traffic Stop	23,096
Routine/Other Duties	772
Disabled Vehicle	2,233
Crashes	1,775
Road Hazards	1,190
Reckless/OVI	882
Investigations	325
Drug Courier	19
Violence-Related	92
Warrant/Wanted Person	73
<b>Total:</b>	<b>30,457</b>

2023 Crashes by Investigating Agency and Crash Severity				
Investigating Agency		Fatal Crashes	Injury Crashes	PDO/Unknown
OSHP	Rural	17	410	632
	Urban	0	15	24
CSO	Rural	0	26	160
	Urban	0	14	35
Other PD	Rural	0	229	958
	Urban	3	366	1,039
<b>Total:</b>		<b>20</b>	<b>1,060</b>	<b>2,848</b>

2023 Incidents by Municipality (Top 5)	
Hubbard Township	3,752
Lordstown Village	2,544
Liberty Township	1,744
Howland Township	1,471
Braceville Township	1,290
Other (remaining municipalities' sum)	8,725
<b>Total:</b>	<b>19,526</b>

2023 Assists to Other Agencies (Top 3) <sup>1</sup>	
Trumbull CSO	242
Liberty Township PD	83
Warren PD	67
Other (remaining agencies' sum)	437
<b>Total:</b>	<b>829</b>

## 2023 OSHP Traffic Safety Activity

Enforcement Stops	Non Enforcement Stops	Crashes Inv.	OVI Arrests	DUS <sup>2</sup> Citations	Distracted Driving Violations	Safety Belt Citations	CMV <sup>2</sup> Traffic Citations	Motorist Assists	Violation Warnings
8,059	10,744	1,090	263	272	51	740	2,611	2,709	4,932

## 2023 OSHP Crime Enforcement

Cases	Felony Arrests	Felony Warrants	Mis-demeanor Warrants	Mis-demeanor Summons	Drug Arrests	Illegal Weapons Arrests	Identity Theft Arrests	Resisting Arrest Cases
344	87	25	49	159	188	16	0	20

-- All 2023 crash and activity data is provisional as of the run date of 04/11/2024 --

<sup>1</sup>Assistance to other agencies includes support that is directly (on-scene support on public or private property) or indirectly (referrals to other agencies) provided by OSHP personnel. Does not include assistance to non-law enforcement agencies, non-identified agencies, or other OSHP Posts.

<sup>2</sup>DUS = Driving under a suspended license; CMV = Commercial motor vehicle.

# Tuscarawas County

2023  
OSHP  
Activity



2023 Calls for Service by Type	
Traffic Stop	12,159
Routine/Other Duties	527
Disabled Vehicle	2,755
Crashes	1,921
Road Hazards	1,539
Reckless/OVI	1,327
Investigations	335
Drug Courier	27
Violence-Related	87
Warrant/Wanted Person	59
<b>Total:</b>	<b>20,736</b>

2023 Crashes by Investigating Agency and Crash Severity				
Investigating Agency		Fatal Crashes	Injury Crashes	PDO/Unknown
OSHP	Rural	4	283	950
	Urban	1	15	42
CSO	Rural	0	10	69
	Urban	0	0	3
Other PD	Rural	0	0	0
	Urban	0	192	777
<b>Total:</b>		<b>5</b>	<b>500</b>	<b>1,841</b>

2023 Incidents by Municipality (Top 5)	
Dover Township	2,020
Lawrence Township	1,911
Goshen Township	1,781
Mill Township	1,192
New Philadelphia City	989
Other (remaining municipalities' sum)	6,097
<b>Total:</b>	<b>13,990</b>

2023 Assists to Other Agencies (Top 3) <sup>1</sup>	
Tuscarawas CSO	309
New Philadelphia PD	99
Dover PD	60
Other (remaining agencies' sum)	207
<b>Total:</b>	<b>675</b>

## 2023 OSHP Traffic Safety Activity

Enforcement Stops	Non Enforcement Stops	Crashes Inv.	OVI Arrests	DUS <sup>2</sup> Citations	Distracted Driving Violations	Safety Belt Citations	CMV <sup>2</sup> Traffic Citations	Motorist Assists	Violation Warnings
4,763	8,257	1,294	170	355	75	610	633	3,067	1,977

## 2023 OSHP Crime Enforcement

Cases	Felony Arrests	Felony Warrants	Mis-demeanor Warrants	Mis-demeanor Summons	Drug Arrests	Illegal Weapons Arrests	Identity Theft Arrests	Resisting Arrest Cases
164	30	10	43	91	83	9	1	16

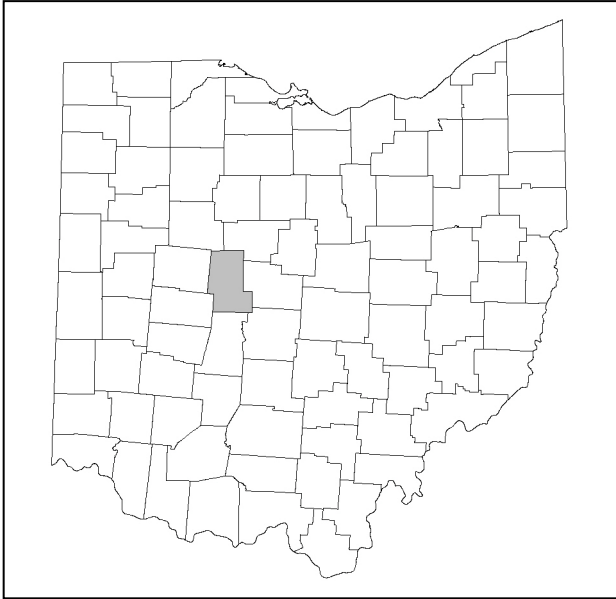
-- All 2023 crash and activity data is provisional as of the run date of 04/11/2024 --

<sup>1</sup>Assistance to other agencies includes support that is directly (on-scene support on public or private property) or indirectly (referrals to other agencies) provided by OSHP personnel. Does not include assistance to non-law enforcement agencies, non-identified agencies, or other OSHP Posts.

<sup>2</sup>DUS = Driving under a suspended license; CMV = Commercial motor vehicle.

# Union County

2023  
OSHP  
Activity



2023 Calls for Service by Type	
Traffic Stop	8,822
Routine/Other Duties	991
Disabled Vehicle	1,071
Crashes	558
Road Hazards	422
Reckless/OVI	496
Investigations	123
Drug Courier	5
Violence-Related	88
Warrant/Wanted Person	2
<b>Total:</b>	<b>12,578</b>

2023 Incidents by Municipality (Top 5)	
Paris Township	2,694
Millcreek Township	1,948
Jerome Township	1,816
Allen Township	660
Dover Township	432
Other (remaining municipalities' sum)	1,438
<b>Total:</b>	<b>8,988</b>

2023 Crashes by Investigating Agency and Crash Severity				
Investigating Agency		Fatal Crashes	Injury Crashes	PDO/Unknown
OSHP	Rural	4	66	260
	Urban	0	1	5
CSO	Rural	3	154	334
	Urban	0	12	24
Other PD	Rural	0	0	0
	Urban	1	103	319
<b>Total:</b>		<b>8</b>	<b>336</b>	<b>942</b>

2023 Assists to Other Agencies (Top 3) <sup>1</sup>	
Union CSO	294
Marysville PD	78
Dublin PD	27
Other (remaining agencies' sum)	30
<b>Total:</b>	<b>429</b>

## 2023 OSHP Traffic Safety Activity

Enforcement Stops	Non Enforcement Stops	Crashes Inv.	OVI Arrests	DUS <sup>2</sup> Citations	Distracted Driving Violations	Safety Belt Citations	CMV <sup>2</sup> Traffic Citations	Motorist Assists	Violation Warnings
2,304	6,215	339	165	159	24	211	93	1,135	2,420

## 2023 OSHP Crime Enforcement

Cases	Felony Arrests	Felony Warrants	Mis-demeanor Warrants	Mis-demeanor Summons	Drug Arrests	Illegal Weapons Arrests	Identity Theft Arrests	Resisting Arrest Cases
151	31	3	9	84	71	8	0	8

-- All 2023 crash and activity data is provisional as of the run date of 04/11/2024 --

<sup>1</sup>Assistance to other agencies includes support that is directly (on-scene support on public or private property) or indirectly (referrals to other agencies) provided by OSHP personnel. Does not include assistance to non-law enforcement agencies, non-identified agencies, or other OSHP Posts.

<sup>2</sup>DUS = Driving under a suspended license; CMV = Commercial motor vehicle.

# Van Wert County

2023  
OSHP  
Activity



2023 Calls for Service by Type	
Traffic Stop	8,002
Routine/Other Duties	2,183
Disabled Vehicle	706
Crashes	305
Road Hazards	325
Reckless/OVI	332
Investigations	120
Drug Courier	12
Violence-Related	19
Warrant/Wanted Person	5
<b>Total:</b>	<b>12,009</b>

2023 Incidents by Municipality (Top 5)	
Union Township	2,407
Pleasant Township	1,584
Tully Township	1,546
Washington Township	828
Ridge Township	797
Other (remaining municipalities' sum)	967
<b>Total:</b>	<b>8,129</b>

2023 Crashes by Investigating Agency and Crash Severity				
Investigating Agency		Fatal Crashes	Injury Crashes	PDO/Unknown
OSHP	Rural	0	44	125
	Urban	0	1	13
CSO	Rural	0	35	180
	Urban	0	6	12
Other PD	Rural	0	0	0
	Urban	0	16	101
<b>Total:</b>			<b>102</b>	<b>431</b>

2023 Assists to Other Agencies (Top 3) <sup>1</sup>	
Van Wert CSO	107
Van Wert PD	62
Delphos PD	9
Other (remaining agencies' sum)	8
<b>Total:</b>	<b>186</b>

## 2023 OSHP Traffic Safety Activity

Enforcement Stops	Non Enforcement Stops	Crashes Inv.	OVI Arrests	DUS <sup>2</sup> Citations	Distracted Driving Violations	Safety Belt Citations	CMV <sup>2</sup> Traffic Citations	Motorist Assists	Violation Warnings
2,598	5,443	181	92	99	85	286	997	668	1,910

## 2023 OSHP Crime Enforcement

Cases	Felony Arrests	Felony Warrants	Mis-demeanor Warrants	Mis-demeanor Summons	Drug Arrests	Illegal Weapons Arrests	Identity Theft Arrests	Resisting Arrest Cases
86	24	2	5	51	47	5	0	3

-- All 2023 crash and activity data is provisional as of the run date of 04/11/2024 --

<sup>1</sup>Assistance to other agencies includes support that is directly (on-scene support on public or private property) or indirectly (referrals to other agencies) provided by OSHP personnel. Does not include assistance to non-law enforcement agencies, non-identified agencies, or other OSHP Posts.

<sup>2</sup>DUS = Driving under a suspended license; CMV = Commercial motor vehicle.

# Vinton County

2023  
OSHP  
Activity



2023 Calls for Service by Type	
Traffic Stop	1,927
Routine/Other Duties	399
Disabled Vehicle	175
Crashes	362
Road Hazards	201
Reckless/OVI	90
Investigations	60
Drug Courier	2
Violence-Related	35
Warrant/Wanted Person	0
<b>Total:</b>	<b>3,251</b>

2023 Crashes by Investigating Agency and Crash Severity				
Investigating Agency		Fatal Crashes	Injury Crashes	PDO/Unknown
OSHP	Rural	2	51	90
	Urban	1	3	7
CSO	Rural	0	0	9
	Urban	0	1	0
Other PD	Rural	0	0	1
	Urban	0	0	6
<b>Total:</b>		<b>3</b>	<b>55</b>	<b>113</b>

2023 Incidents by Municipality (Top 5)	
Harrison Township	524
Clinton Township	407
Elk Township	394
Vinton Township	292
Richland Township	178
Other (remaining municipalities' sum)	271
<b>Total:</b>	<b>2,066</b>

2023 Assists to Other Agencies (Top 3) <sup>1</sup>	
Vinton CSO	63
Wellston PD	6
Ross CSO	3
Other (remaining agencies' sum)	2
<b>Total:</b>	<b>74</b>

## 2023 OSHP Traffic Safety Activity

Enforcement Stops	Non Enforcement Stops	Crashes Inv.	OVI Arrests	DUS <sup>2</sup> Citations	Distracted Driving Violations	Safety Belt Citations	CMV <sup>2</sup> Traffic Citations	Motorist Assists	Violation Warnings
1,011	1,055	151	24	56	23	163	45	285	623

## 2023 OSHP Crime Enforcement

Cases	Felony Arrests	Felony Warrants	Mis-demeanor Warrants	Mis-demeanor Summons	Drug Arrests	Illegal Weapons Arrests	Identity Theft Arrests	Resisting Arrest Cases
25	7	7	5	3	7	0	0	3

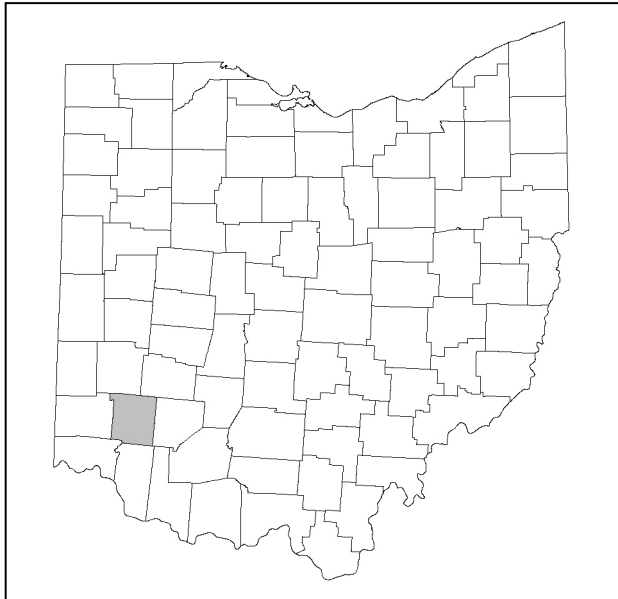
-- All 2023 crash and activity data is provisional as of the run date of 04/11/2024 --

<sup>1</sup>Assistance to other agencies includes support that is directly (on-scene support on public or private property) or indirectly (referrals to other agencies) provided by OSHP personnel. Does not include assistance to non-law enforcement agencies, non-identified agencies, or other OSHP Posts.

<sup>2</sup>DUS = Driving under a suspended license; CMV = Commercial motor vehicle.

# Warren County

2023  
OSHP  
Activity



2023 Calls for Service by Type	
Traffic Stop	23,869
Routine/Other Duties	2,701
Disabled Vehicle	3,707
Crashes	1,719
Road Hazards	1,317
Reckless/OVI	2,149
Investigations	599
Drug Courier	99
Violence-Related	240
Warrant/Wanted Person	49
<b>Total:</b>	<b>36,449</b>

2023 Incidents by Municipality (Top 5)	
Franklin Township	8,447
Turtlecreek Township	7,699
Mason City	3,364
Union Township	1,252
Lebanon City	1,105
Other (remaining municipalities' sum)	3,154
<b>Total:</b>	<b>25,021</b>

2023 Crashes by Investigating Agency and Crash Severity				
Investigating Agency		Fatal Crashes	Injury Crashes	PDO/Unknown
OSHP	Rural	8	296	588
	Urban	8	57	157
CSO	Rural	0	223	848
	Urban	0	11	77
Other PD	Rural	1	152	458
	Urban	3	340	1,310
<b>Total:</b>		<b>20</b>	<b>1,079</b>	<b>3,438</b>

2023 Assists to Other Agencies (Top 3) <sup>1</sup>	
Warren CSO	320
Franklin PD	72
Lebanon PD	57
Other (remaining agencies' sum)	276
<b>Total:</b>	<b>725</b>

## 2023 OSHP Traffic Safety Activity

Enforcement Stops	Non Enforcement Stops	Crashes Inv.	OVI Arrests	DUS <sup>2</sup> Citations	Distracted Driving Violations	Safety Belt Citations	CMV <sup>2</sup> Traffic Citations	Motorist Assists	Violation Warnings
10,756	11,904	1,126	302	700	404	1,264	621	2,791	5,059

## 2023 OSHP Crime Enforcement

Cases	Felony Arrests	Felony Warrants	Mis-demeanor Warrants	Mis-demeanor Summons	Drug Arrests	Illegal Weapons Arrests	Identity Theft Arrests	Resisting Arrest Cases
484	110	34	231	188	184	27	1	47

-- All 2023 crash and activity data is provisional as of the run date of 04/11/2024 --

<sup>1</sup>Assistance to other agencies includes support that is directly (on-scene support on public or private property) or indirectly (referrals to other agencies) provided by OSHP personnel. Does not include assistance to non-law enforcement agencies, non-identified agencies, or other OSHP Posts.

<sup>2</sup>DUS = Driving under a suspended license; CMV = Commercial motor vehicle.



# Washington County

2023  
OSHP  
Activity



2023 Calls for Service by Type	
Traffic Stop	11,270
Routine/Other Duties	908
Disabled Vehicle	1,067
Crashes	1,187
Road Hazards	1,115
Reckless/OVI	867
Investigations	371
Drug Courier	25
Violence-Related	87
Warrant/Wanted Person	77
<b>Total:</b>	<b>16,974</b>

2023 Incidents by Municipality (Top 5)	
Muskingum Township	1,967
Belpre Township	1,708
Marietta City	1,201
Aurelius Township	969
Marietta Township	918
Other (remaining municipalities' sum)	4,308
<b>Total:</b>	<b>11,071</b>

2023 Crashes by Investigating Agency and Crash Severity				
Investigating Agency		Fatal Crashes	Injury Crashes	PDO/Unknown
OSHP	Rural	6	206	465
	Urban	2	4	12
CSO	Rural	0	0	0
	Urban	0	0	0
Other PD	Rural	0	0	0
	Urban	0	101	347
<b>Total:</b>		<b>8</b>	<b>311</b>	<b>824</b>

2023 Assists to Other Agencies (Top 3) <sup>1</sup>	
Washington CSO	246
Marietta PD	173
Belpre PD	51
Other (remaining agencies' sum)	65
<b>Total:</b>	<b>535</b>

## 2023 OSHP Traffic Safety Activity

Enforcement Stops	Non Enforcement Stops	Crashes Inv.	OVI Arrests	DUS <sup>2</sup> Citations	Distracted Driving Violations	Safety Belt Citations	CMV <sup>2</sup> Traffic Citations	Motorist Assists	Violation Warnings
4,430	5,901	696	114	218	122	897	282	1,614	3,053

## 2023 OSHP Crime Enforcement

Cases	Felony Arrests	Felony Warrants	Mis-demeanor Warrants	Mis-demeanor Summons	Drug Arrests	Illegal Weapons Arrests	Identity Theft Arrests	Resisting Arrest Cases
144	59	15	44	109	110	9	0	5

-- All 2023 crash and activity data is provisional as of the run date of 04/11/2024 --

<sup>1</sup>Assistance to other agencies includes support that is directly (on-scene support on public or private property) or indirectly (referrals to other agencies) provided by OSHP personnel. Does not include assistance to non-law enforcement agencies, non-identified agencies, or other OSHP Posts.

<sup>2</sup>DUS = Driving under a suspended license; CMV = Commercial motor vehicle.

# Wayne County

2023 OSHP Activity



2023 Calls for Service by Type	
Traffic Stop	10,277
Routine/Other Duties	2,330
Disabled Vehicle	1,609
Crashes	2,075
Road Hazards	1,245
Reckless/OVI	989
Investigations	557
Drug Courier	7
Violence-Related	65
Warrant/Wanted Person	40
<b>Total:</b>	<b>19,194</b>

2023 Crashes by Investigating Agency and Crash Severity				
Investigating Agency		Fatal Crashes	Injury Crashes	PDO/Unknown
OSHP	Rural	19	378	676
	Urban	1	12	31
CSO	Rural	0	1	26
	Urban	0	2	3
Other PD	Rural	1	1	0
	Urban	1	92	492
<b>Total:</b>		<b>22</b>	<b>486</b>	<b>1,228</b>

2023 Incidents by Municipality (Top 5)	
Congress Township	3,612
Plain Township	2,798
Wooster City	2,596
Wooster Township	2,486
Chippewa Township	1,430
Other (remaining municipalities' sum)	5,424
<b>Total:</b>	<b>18,346</b>

2023 Assists to Other Agencies (Top 3) <sup>1</sup>	
Wayne CSO	320
Wooster PD	135
Dalton PD	38
Other (remaining agencies' sum)	226
<b>Total:</b>	<b>719</b>

## 2023 OSHP Traffic Safety Activity

Enforcement Stops	Non Enforcement Stops	Crashes Inv.	OVI Arrests	DUS <sup>2</sup> Citations	Distracted Driving Violations	Safety Belt Citations	CMV <sup>2</sup> Traffic Citations	Motorist Assists	Violation Warnings
7,660	9,733	1,129	202	233	250	2,351	477	1,941	5,828

## 2023 OSHP Crime Enforcement

Cases	Felony Arrests	Felony Warrants	Mis-demeanor Warrants	Mis-demeanor Summons	Drug Arrests	Illegal Weapons Arrests	Identity Theft Arrests	Resisting Arrest Cases
109	28	7	63	50	47	5	1	15

-- All 2023 crash and activity data is provisional as of the run date of 04/11/2024 --

<sup>1</sup>Assistance to other agencies includes support that is directly (on-scene support on public or private property) or indirectly (referrals to other agencies) provided by OSHP personnel. Does not include assistance to non-law enforcement agencies, non-identified agencies, or other OSHP Posts.

<sup>2</sup>DUS = Driving under a suspended license; CMV = Commercial motor vehicle.

# Williams County

2023  
OSHP  
Activity



2023 Calls for Service by Type	
Traffic Stop	4,043
Routine/Other Duties	2,571
Disabled Vehicle	764
Crashes	918
Road Hazards	607
Reckless/OVI	329
Investigations	1,003
Drug Courier	1
Violence-Related	23
Warrant/Wanted Person	5
<b>Total:</b>	<b>10,264</b>

2023 Incidents by Municipality (Top 5)	
Brady Township	2,388
Northwest Township	2,368
Jefferson Township	1,167
Pulaski Township	907
Springfield Township	567
Other (remaining municipalities' sum)	2,216
<b>Total:</b>	<b>9,613</b>

2023 Crashes by Investigating Agency and Crash Severity				
Investigating Agency		Fatal Crashes	Injury Crashes	PDO/Unknown
OSHP	Rural	5	161	465
	Urban	0	4	14
CSO	Rural	0	22	280
	Urban	0	0	1
Other PD	Rural	0	0	1
	Urban	0	24	152
<b>Total:</b>		<b>5</b>	<b>211</b>	<b>913</b>

2023 Assists to Other Agencies (Top 3) <sup>1</sup>	
Williams CSO	52
Montpelier PD	19
Bryan PD	8
Other (remaining agencies' sum)	9
<b>Total:</b>	<b>88</b>

## 2023 OSHP Traffic Safety Activity

Enforcement Stops	Non Enforcement Stops	Crashes Inv.	OVI Arrests	DUS <sup>2</sup> Citations	Distracted Driving Violations	Safety Belt Citations	CMV <sup>2</sup> Traffic Citations	Motorist Assists	Violation Warnings
2,681	6,248	646	95	121	145	489	792	1,332	2,331

## 2023 OSHP Crime Enforcement

Cases	Felony Arrests	Felony Warrants	Mis-demeanor Warrants	Mis-demeanor Summons	Drug Arrests	Illegal Weapons Arrests	Identity Theft Arrests	Resisting Arrest Cases
108	26	3	12	60	60	3	4	6

-- All 2023 crash and activity data is provisional as of the run date of 04/11/2024 --

<sup>1</sup>Assistance to other agencies includes support that is directly (on-scene support on public or private property) or indirectly (referrals to other agencies) provided by OSHP personnel. Does not include assistance to non-law enforcement agencies, non-identified agencies, or other OSHP Posts.

<sup>2</sup>DUS = Driving under a suspended license; CMV = Commercial motor vehicle.

# Wood County

2023  
OSHP  
Activity



2023 Calls for Service by Type	
Traffic Stop	18,476
Routine/Other Duties	3,098
Disabled Vehicle	3,860
Crashes	1,139
Road Hazards	1,623
Reckless/OVI	1,517
Investigations	780
Drug Courier	24
Violence-Related	65
Warrant/Wanted Person	44
<b>Total:</b>	<b>30,626</b>

2023 Incidents by Municipality (Top 5)	
Portage Township	3,247
Perrysburg Township	2,782
Middleton Township	2,437
Center Township	2,148
Lake Township	1,910
Other (remaining municipalities' sum)	6,569
<b>Total:</b>	<b>19,093</b>

2023 Crashes by Investigating Agency and Crash Severity				
Investigating Agency		Fatal Crashes	Injury Crashes	PDO/Unknown
OSHP	Rural	6	114	298
	Urban	1	28	54
CSO	Rural	9	132	628
	Urban	0	8	40
Other PD	Rural	2	94	246
	Urban	3	325	1,403
<b>Total:</b>		<b>21</b>	<b>701</b>	<b>2,669</b>

2023 Assists to Other Agencies (Top 3) <sup>1</sup>	
Wood CSO	340
Perrysburg PD	162
Perrysburg Township PD	124
Other (remaining agencies' sum)	455
<b>Total:</b>	<b>1,081</b>

## 2023 OSHP Traffic Safety Activity

Enforcement Stops	Non Enforcement Stops	Crashes Inv.	OVI Arrests	DUS <sup>2</sup> Citations	Distracted Driving Violations	Safety Belt Citations	CMV <sup>2</sup> Traffic Citations	Motorist Assists	Violation Warnings
5,530	12,329	531	238	163	77	589	402	3,472	5,455

## 2023 OSHP Crime Enforcement

Cases	Felony Arrests	Felony Warrants	Mis-demeanor Warrants	Mis-demeanor Summons	Drug Arrests	Illegal Weapons Arrests	Identity Theft Arrests	Resisting Arrest Cases
603	233	25	62	357	409	23	1	23

-- All 2023 crash and activity data is provisional as of the run date of 04/11/2024 --

<sup>1</sup>Assistance to other agencies includes support that is directly (on-scene support on public or private property) or indirectly (referrals to other agencies) provided by OSHP personnel. Does not include assistance to non-law enforcement agencies, non-identified agencies, or other OSHP Posts.

<sup>2</sup>DUS = Driving under a suspended license; CMV = Commercial motor vehicle.

# Wyandot County

2023  
OSHP  
Activity



2023 Calls for Service by Type	
Traffic Stop	7,100
Routine/Other Duties	3,401
Disabled Vehicle	736
Crashes	217
Road Hazards	226
Reckless/OVI	381
Investigations	53
Drug Courier	2
Violence-Related	16
Warrant/Wanted Person	14
<b>Total:</b>	<b>12,146</b>

2023 Incidents by Municipality (Top 5)	
Antrim Township	3,319
Crane Township	2,880
Salem Township	2,005
Crawford Township	1,888
Pitt Township	1,188
Other (remaining municipalities' sum)	724
<b>Total:</b>	<b>12,004</b>

2023 Crashes by Investigating Agency and Crash Severity				
Investigating Agency		Fatal Crashes	Injury Crashes	PDO/Unknown
OSHP	Rural	2	43	143
	Urban	1	1	5
CSO	Rural	0	18	139
	Urban	0	4	8
Other PD	Rural	0	0	0
	Urban	1	17	90
<b>Total:</b>		<b>4</b>	<b>83</b>	<b>385</b>

2023 Assists to Other Agencies (Top 3) <sup>1</sup>	
Wyandot CSO	220
Upper Sandusky PD	32
Carey PD	18
Other (remaining agencies' sum)	21
<b>Total:</b>	<b>291</b>

## 2023 OSHP Traffic Safety Activity

Enforcement Stops	Non Enforcement Stops	Crashes Inv.	OVI Arrests	DUS <sup>2</sup> Citations	Distracted Driving Violations	Safety Belt Citations	CMV <sup>2</sup> Traffic Citations	Motorist Assists	Violation Warnings
3,551	8,340	196	32	161	73	255	812	972	2,128

## 2023 OSHP Crime Enforcement

Cases	Felony Arrests	Felony Warrants	Mis-demeanor Warrants	Mis-demeanor Summons	Drug Arrests	Illegal Weapons Arrests	Identity Theft Arrests	Resisting Arrest Cases
116	22	1	44	83	84	7	1	3

-- All 2023 crash and activity data is provisional as of the run date of 04/11/2024 --

<sup>1</sup>Assistance to other agencies includes support that is directly (on-scene support on public or private property) or indirectly (referrals to other agencies) provided by OSHP personnel. Does not include assistance to non-law enforcement agencies, non-identified agencies, or other OSHP Posts.

<sup>2</sup>DUS = Driving under a suspended license; CMV = Commercial motor vehicle.