



Collaborative Community-Police Advisory Board

LAW ENFORCEMENT CERTIFICATION
2024 PUBLIC REPORT

TABLE OF CONTENTS

| | |
|------------------------------|-----|
| Letter from Chair | 4 |
| Stakeholder Letters..... | 5 |
| Collaborative Members | 7 |
| Overview..... | 8 |
| County Profiles | |
| A-F | 24 |
| G-L | 80 |
| M-S..... | 126 |
| T-Z..... | 184 |
| State Agencies | 206 |
| Non-Certified Agencies | 207 |
| Executive Order..... | 216 |



March 27, 2024

Chair

Assistant Director Karen Huey
Ohio Department of Public Safety

Comm. Lori Barreras
Ohio Civil Rights Commission

The Hon. Michael Bell
Former Mayor of Toledo

Rep. Juanita Brent
Ohio Representative

Dr. Ronnie Dunn
Associate Professor, Cleveland State
University

Dr. Robin S. Engel
Professor, University of Cincinnati

Officer Anthony L. Johnson
Columbus Police Department

Rev. Walter S. Moss
Pastor

Chief Justin Páez
Dublin Police Department

BCI Supt. Bruce Pijanowski
Ohio Attorney General's Office

Prosecutor Melissa A. Schiffel
Delaware County

Sheriff Rob Streck
Montgomery County

EX OFFICIO MEMBERS

Rep. Phil Plummer
Ohio Representative

The Hon. Tom Roberts
Former Ohio Senator

The Hon. Sandra Williams
Former Ohio Senator

The Late Hon. Louis Stokes
Former Member of Congress

The Late Hon. George V. Voinovich
Former U.S. Senator, Governor of
Ohio and Mayor of Cleveland

Dear Ohioans:

On behalf of Ohio Governor Mike DeWine and the Ohio Department of Public Safety, I am pleased to release the 2024 Ohio Collaborative Law Enforcement Certification Report. This report represents the annual culmination of collaborative efforts made by law enforcement, community members, and other criminal justice stakeholders to improve and enhance the vital relationship between law enforcement and the communities they are sworn to serve.

I first want to acknowledge the members of the Ohio Collaborative Community-Police Advisory Board. This diverse group of professionals is charged with creating basic standards for law enforcement agencies, and in February, the Board approved the creation of the Ohio Collaborative Law Enforcement Accreditation Program (OCLEAP), which will give agencies the opportunity to adopt core standards that every modern law enforcement agency should have to attain the highest level of professionalism.

OCLEAP is a self-initiated, voluntary process based on standards reflective of best practices in law enforcement. The goal of OCLEAP is to create meaningful and sustainable standardization of law enforcement practices, while increasing transparency for the community.

I also would like to thank the Buckeye State Sheriffs' Association and the Ohio Association of Chiefs of Police for their continued support in our collective efforts.

Finally, I want to recognize the work of the Ohio Office of Criminal Justice Services and their work in supporting the Ohio Collaborative, including overseeing the certification process and producing this report. As this report shows, more than 70% percent of the law enforcement agencies are committed to adopting and implementing the standards, and as a result, our communities are better served.

I look forward to continuing our work with communities and law enforcement and the pursuit of Ohio's first statewide Accreditation Program to increase the safety and security of all Ohioans.

Sincerely,

Karen Huey, Assistant Director
Ohio Department of Public Safety



BUCKEYE STATE SHERIFFS' ASSOCIATION

1103 Schrock Road, Suite 401 · Columbus, Ohio 43229 · Tel: (614) 431-5500 · Fax:
(614) 431-5665

ROBERT A. CORNWELL
EXECUTIVE DIRECTOR

March 1, 2024

On behalf of the members of the Buckeye State Sheriffs' Association (BSSA), I am again proud to join with the Ohio Association of Chiefs of Police (OACP) and the Office of Criminal Justice Services (OCJS) to participate in the Ohio Collaborative certification process.

The contributions of the BSSA as participants, receiving certification, as assessors and as peer support providers in the certification process, has enriched the overall Collaborative effort and played a key role in its accomplishments. We welcome the opportunity to assist our members as they play a vital role in the development and Implementation of the Collaborative standards.

We look forward to continuing our work in partnership with the OACP and OCJS in the future.

Sincerely,

Robert A. Cornwell

Executive Director



OHIO ASSOCIATION OF CHIEFS OF POLICE, INC.

February 9, 2024

The Ohio Association of Chiefs of Police (OACP) values its partnership with Ohio Department of Public Safety (DPS) and the Ohio Office of Criminal Justice Service (OCJS) on the Ohio Collaborative Statewide Minimum Standards. This partnership allows for the sharing of best practices and resources, ultimately enhancing the overall quality of law enforcement services provided to their communities of Ohio.

This letter of support highlights the importance of implementing these minimum standards to enhance public trust and promote effective and fair policing across the state. We believe no agency should be left behind, regardless of size, in adopting minimum standards. Therefore, we continue to provide support to all agencies.

During the eighth year of the Collaborative, OACP has assisted 39 agencies new to the Collaborative receive their certification. Further, we assisted 86 agencies to become re-certified and 197 agencies with additional standards. **Congratulations to all newly certified and re-certified law enforcement agencies!** We stand ready to help agencies complete their initial certification, recertification or certify in additional standards.

OACP offers valuable assistance to law enforcement agencies across Ohio in their efforts to become and maintain certification with the Ohio Collaborative. By providing support and resources, the OACP help agencies meet the standards set by the Ohio Collaborative. This certification ensures that law enforcement agencies adhere to policies and procedures that prioritize community engagement, diversity, and professionalism.

The OACP executive board, by endorsing these standards, is showing their commitment to ensuring accountability, transparency, and professionalism within the law enforcement community.

Sincerely,

Chief John D. Wenzlick, CLEE
OACP President, 2023-2024
Village of Ottawa Hills PD

Donna Harrass
OACP Executive Director

COLLABORATIVE MEMBERS

Karen Huey

Chair
Assistant Director, ODPS

Lori Barreras

Ohio Civil Rights Commission

Michael Bell

Former Mayor of Toledo

Juanita Brent

Ohio Representative

Dr. Ronnie Dunn

Associate professor, Cleveland State University

Dr. Robin Engel

Professor, University of Cincinnati

Anthony L. Johnson

Officer, Columbus PD

Rev. Walter S. Moss

Pastor

Justin Páez

Chief, Dublin Police Department

Bruce Pijanowski

BCI Superintendent
Ohio Attorney General's Office

Melissa A. Schiffel

Delaware County Prosecutor

Rob Streck

Sheriff, Montgomery County

Ex Officio Members

Phil Plummer

Ohio Representative

Tom Roberts

Former Ohio Senator

The Late Louis Stokes

Former Member of Congress

The Late George V. Voinovich

Former U.S. Senator, Governor and Mayor

Sandra Williams

Former Ohio Senator

OVERVIEW

The Ohio Collaborative Community-Police Advisory Board (the Collaborative) is comprised of a multidisciplinary group of Ohioans that include law enforcement, community members, elected officials, academia, and the faith-based community. The Collaborative was initially created by executive order 2015-04K on April 29, 2015, after the Governor’s Task Force on Community-Police Relations produced a report with recommendations on how to improve the important relationship between law enforcement and the communities they serve. On March 21, 2024, Governor DeWine issued a new executive order 2024-05D rescinding the previous executive order but re-establishing the Ohio Collaborative Community-Police Advisory Board and its certification program, in addition to creating the Ohio Collaborative Law Enforcement Accreditation Program. (see Accreditation Process.)

Under the new executive order, certification will continue to be available to all law enforcement agencies that elect to meet the Collaborative’s two primary minimum standards regarding use of force – including deadly force – and hiring and recruitment.

The new executive order also requires the Ohio Office of Criminal Justice Services (OCJS) to continue publishing an annual report identifying the status of state and local law enforcement agencies that are pursuing either certification or accreditation.

At the time of this report, the Collaborative has adopted thirteen certification standards. This year’s report focuses on the adoption of standards one through twelve, which are listed below. The thirteenth standard, adopted in August 2023, addresses how law enforcement officers and other agency personnel provide evidence collection and property room control. This standard will be included in next year’s report.

The first two standards (one and two) are collectively referred to as Group 1 standards. Please note that the Use of Deadly Force standard was updated in December 2020 to limit the use of chokeholds or vascular neck restraints in order to be compliant with the federal safe policing practices. (see *Federal Certification Process*.)

GROUP 1

Policy statement for the State of Ohio standard for Use of Force

Employees may only use the force which is reasonably necessary to effect lawful objectives including: affecting a lawful arrest or overcoming resistance to a lawful arrest, preventing the escape of an offender, or protecting or defending others or themselves from physical harm.

Policy statement for the State of Ohio standard for Use of Deadly Force

The preservation of human life is of the highest value in the State of Ohio. Therefore, employees must have an objectively reasonable belief deadly force is necessary to protect life before the use of deadly force. Deadly force, including, but not limited to, the use of a chokehold or vascular neck restraint¹, may be used only under the following circumstances:

1. To defend themselves from serious physical injury or death; or
2. To defend another person from serious physical injury or death; or
3. In accordance with U.S. and Ohio Supreme Court decisions, specifically, *Tennessee v. Garner* and *Graham v. Connor*.

Policy statement for the State of Ohio standard for Agency Employee Recruitment and Hiring

The goal of every Ohio law enforcement agency is to recruit and hire qualified individuals while providing equal employment opportunity. Ohio law enforcement agencies should consist of a diverse workforce. Communities with diverse populations should strive to have a diverse work force that reflects the citizens served.

Non-discrimination and equal employment opportunity is the policy. Law enforcement agencies shall provide equal terms and conditions of employment regardless of race, color, religion, sex, sexual orientation, gender identity, age, national origin, veteran status, military status, or disability. This applies to all terms or conditions associated with the employment process, including

¹The term “choke hold” is defined as a physical maneuver that restricts an individual’s ability to breathe for the purpose of incapacitation. “Vascular neck restraint” (also known as lateral neck restraint) is a technique that can be used to incapacitate individuals by restricting the flow of blood to their brain.

hiring, promotions, terminations, discipline, performance evaluations, and interviews.

Agencies should utilize due diligence in ensuring that their prospective employees have the proper temperament, knowledge, and attitude to handle this very difficult job. Agencies should have appropriate mechanisms in place in order to achieve this mission. Further, agencies should ensure their employment requirements are related to the skills that are necessary to be a successful employee.

The next three standards (three, four, and five) are referred to as Group 2 standards.

GROUP 2

Policy statement for the State of Ohio standard for Community Engagement

Purpose:

It is the shared responsibility of law enforcement agencies and the communities they serve to work together to build relationships based upon trust and mutual respect. A strong relationship between law enforcement agencies and the community will improve public safety and allow communities to thrive and prosper.

Standard:

Agencies must adopt a community engagement strategy with a primary focus on improving police-community relations.

Commentary:

Agencies shall utilize proven strategies or develop their own strategies that are focused on community engagement. Strategies may address any or all of the following or other related areas: youth programs, educating the community on police policy and procedures, understanding the communities they serve, sharing, receiving, and providing information to the public, jointly identifying areas of concern, and communicating, when appropriate, significant changes in agency operations.

The intent of this standard is to establish agency accountability for the community involvement function in writing. The function should be developed and operated to effectively meet the needs of the agency, with consideration of the department size and budget, as well as the community it serves.

Policy statement for the State of Ohio standard for Body-Worn Cameras

Purpose:

Law enforcement agencies and the community will benefit from clear guidelines involving the use of body-worn cameras and related privacy issues.

Standard:

Law enforcement agencies that use body-worn cameras must establish a written policy for their use. The policy shall address the following areas:

- The purpose and organizational philosophy regarding use;
- Requirements and restrictions for activation and deactivation of the device;
- Criminal and administrative use of the camera captured data;
- Data storage, retention, and disclosure requirements reflective of public records law and privacy concerns; and
- Accountability and training requirements for users and supervisors; and requirements for a documented review of camera captured data.

Commentary:

Agencies who utilize body-worn cameras must develop strong and consistent policies that provide guidance to their personnel as to the appropriate use of body-worn cameras. Policies need to address, at a minimum, activation and deactivation, auditing, storage, retention, public records, and the release of video related to victims, especially child victims, injured victims, victims of sexual assault, and other privacy concerns. It is recognized that audio and video data is valuable recorded evidence that may provide a means of accountability for both officers and the public. It is also recognized that audio and video data may not be an accurate reflection of all that is involved with an incident. Audio and video data cannot reflect the human and cognitive conditions associated with officer and public contact. Additionally, audio and video shall not supersede the principles established by *Graham v. Connor*.

Policy statement for the State of Ohio standard for Law Enforcement Telecommunicator Training

Purpose:

Law enforcement call-taking and dispatching are critical elements to ensuring a proper and safe response to reported incidents affecting public safety. Ensuring proper training and performance by tele-communicators performing these functions is essential.

Standard:

Law enforcement agencies must ensure a training program and policy directives exist to allow for tele-communicators to be proficient in:

- Obtaining complete and accurate information from callers requesting law enforcement assistance.
- Accurately classifying and prioritizing requests for assistance.
- Obtaining and accurately relaying information which may affect responder and/or citizen safety.

Commentary:

This standard and the training applies only to those law enforcement agencies that operate a telecommunications center or performs that function.

Training shall meet and support minimum standards as established by legislation for 911 call centers and public safety answering points (PSAPs).

Acceptable training may include:

- Classroom or equivalent;
- Utilization of nationally recognized dispatcher training; and/or
- Training developed by individual agencies to meet the specific needs of their communities.

Unlike Group 1 standards, which require the adoption of each standard in order to be certified, Group 2 certification is based upon the adoption of applicable standards. For instance, an agency must adopt the community engagement standard, but may not utilize body-worn cameras or employ telecommunicators. However, that agency would be certified in Group 2 since they adopted the applicable standard for their agency. If they were to begin to utilize body-worn cameras or employ telecommunicators, they would need to meet those standards in order to be certified in Group 2.

The next two standards (six and seven) are referred to as Group 3 standards.

GROUP 3

Policy statement for the State of Ohio standard for Bias-Free Policing

Purpose:

Law enforcement agencies must prohibit the use of any bias-based profiling in its enforcement programs.

Standard:

Agencies shall establish a written policy governing biased-based profiling that includes the following provisions:

- A prohibition against biased-based profiling in traffic contacts, field contacts, and in asset seizure and forfeiture efforts.
- Training all agency enforcement personnel in biased-based profiling issues and the relevant legal aspects.
- Corrective measures if biased-based profiling occurs.
- The collection of data on all self-initiated traffic contacts to include, at a minimum, the race and gender of the driver of the vehicle stopped. For agencies that employ fewer than 35 sworn full time police officers, the collection of data does not have to occur until the year 2020.
- A documented annual administrative review of agency practices, data collected, and citizens' concerns. This review shall be made available to the public.

Commentary:

Criminal profiling, in itself, can be a useful tool to assist law enforcement officers in carrying out their duties. Officers shall not consider race/ethnicity to establish reasonable suspicion or probable cause, except that officers may take into account the reported race/ethnicity of a potential suspect(s) based on trustworthy, locally relevant information that links a person or persons of a specific race/ethnicity to a particular unlawful incident(s).

Law enforcement agencies should prohibit the use of any bias-based profiling in its enforcement programs, as it may lead to violations of the constitutional rights of the citizens we serve, undermine legitimate law enforcement efforts, and may lead to claims of civil rights violations.

29,488 OF 32,884

OHIO LAW ENFORCEMENT OFFICERS CERTIFIED OR IN THE CERTIFICATION PROCESS

Additionally, bias-based profiling alienates citizens, fosters distrust of law enforcement by the community, and may result in media scrutiny, legislative action, and judicial intervention.

Law enforcement personnel should focus on a person's conduct or other specific suspect information. Annually, the agency should include profiling related training that should include field contacts, traffic stops, search issues, asset seizure and forfeiture, interview techniques, cultural diversity, discrimination, and community support.

Policy statement for the State of Ohio standard for Investigation of Employee Misconduct

Purpose:

Law enforcement agencies and the public at large will benefit from the establishment, enhancement, and the promotion of a genuine and comprehensive employee misconduct investigation process, to include both administrative and citizen complaints.

Standard:

Law enforcement agencies shall establish a written policy which outlines the process for accepting, processing, and investigating complaints concerning allegations of employee misconduct. The policy, at a minimum, shall address the following:

- Describe the formal complaint process, outlining how and where to file a complaint;
- Outline the procedures for accepting, processing, and investigating the complaint;
- Define timelines for the resolution of complaints;
- Include safeguards to protect the legal and contractual rights of the employees during internal investigations; and
- Ensure that procedures to register complaints and/or commendations are made available to the public through social media or the agency's community relations programs.

Commentary:

A well-constructed complaint process is an integral tool in community-police relations. There is a significant impact when a community knows and understands its concerns can be legitimately addressed in a proper setting. Further, officers can be better served when they

can refer aggrieved individuals to a trusted process. Neither officers nor community members benefit from attempts to have concerns addressed and redressed during a traffic stop or in the midst of an incident. It may prove beneficial for law enforcement agencies to reach out to community members in an effort to publicize, promote and develop processes that are mutually beneficial to all.

Within Group 3, the bias-free policing standard requires collection of data on all self-initiated traffic contacts. In addition to adopting the investigation of employee misconduct, all law enforcement agencies including, agencies with fewer than 35 sworn full time police officers, are required to collect data in order to be certified in Group 3.

The next standard (eight) is referred to as Group 4. Ohio Governor Mike DeWine requested the Collaborative review law enforcement vehicle pursuits, and the following standard was developed and adopted.

GROUP 4

Policy statement for State of Ohio standard for Law Enforcement Vehicular Pursuit

Purpose:

Vehicle pursuits are dangerous and pose a high risk for officers and the community. Both law enforcement personnel and the general public will benefit from a law enforcement vehicular pursuit standard.

Standard:

Law enforcement agencies shall establish a written policy that governs the pursuit of motor vehicles. The policy, at a minimum, shall include the following:

- Definition of a motor vehicle pursuit;
- Defining the criteria under which a pursuit can be initiated;
- Evaluating the circumstances (seriousness of the alleged offense, conditions of the road and location of the pursuit, time of day and weather conditions);
- A provision that prohibits or discourages pursuits when the suspect is known to the officers or easily identifiable, unless the officers have probable cause to believe the suspect's escape poses a significant threat of death or serious physical injury to officers or others;

- Responsibilities of the initiating unit and secondary units;
- Specifying the roles and restrictions pertinent to marked, unmarked, or other types of police vehicle involvement in the pursuit;
- Provide communication protocols addressing responsibilities for officers and telecommunicators;
- Describing supervisors' responsibilities;
- Specifying when and who has the authority to terminate pursuit;
- Engaging in inter and intra-jurisdictional pursuits involving personnel from the agency and/or other jurisdictions;
- A requirement that agencies provide training to officers prior to the utilization of pursuit termination tactics and intervention techniques (e.g., PIT maneuver, tire deflation devices, roadblocks, etc.);
- Requiring a written report and an administrative review of each pursuit; and
- Conducting a documented annual analysis of pursuit reports, to include a review of policy and reporting procedures, approved by the head of the agency.

Commentary:

Law enforcement agencies have historically engaged in vehicular pursuits. Due to the extreme danger that these pursuits present, many agencies have limited the circumstances in which they will allow their officers to engage in pursuits. Additionally, some agencies have outright prohibited the practice or limited them to the rarest of circumstances when deemed necessary based upon a variety of factors.

The agency should have explicit policies and procedures for pursuits. All sworn personnel should be provided with this written directive. Agencies may wish to consider frequent discussions and reviews of the policies/procedures during shift briefings and/or in-service training sessions.

Because of the inherent risk and the real possibility of injury and loss of life, agencies should seek to limit the use of vehicular pursuits. A vehicle pursuit should be terminated whenever the level of danger created by the pursuit outweighs the immediate consequences of the suspect's escape.

The next two standards (nine and ten) are referred to as Group 5 standards.

GROUP 5

Policy statement for State of Ohio standard for Law Enforcement Response to Mass Protests/ Demonstrations

Purpose:

Policing agencies must implement practices that enable Ohio's citizens to safely and peacefully exercise their constitutional rights of expression, of assembly, and of freedom of the press while also ensuring public safety and the safety of their officers.

Standard:

Law enforcement agencies that may respond to mass protests/demonstrations must establish a related written policy that addresses the following:

- Knowledge of applicable legal standards.
- Deployment of proper use of force, weapons, and tactics.
- Effective information-gathering techniques.
- Operational planning and preparation.
- Procedure for declaration of an unlawful assembly.
- Implementation of the National Incident Management System.
- Crowd management and control techniques.
- Communication plans that include communicating with the media and the public that strongly consider the use of social media.
- Mutual aid agreements or memoranda of understanding with other police agencies and first responders; including guidance for requesting and directing responding agencies for mass protests/demonstrations.
- Deactivation of deployment protocol and after-action review.
- Training of officers, including initial and ongoing training on appropriate response to crowd control and management. Joint training, when feasible, with multiple agencies could improve response and preparation for mass gatherings.
- Guidance and procedures for the detainment, arrest, and processing of large numbers of individuals, including the level of evidence necessary for each individual arrest.

10,707,532 OHIOANS ARE COVERED BY LAW ENFORCEMENT AGENCIES CERTIFIED
OR IN THE CERTIFICATION PROCESS OUT OF **11,799,448** 2020 CENSUS

Commentary:

A mass protest or demonstration is an occasion, either organized or spontaneous, where the number of people attending is sufficient enough to strain the planning and response resources of the community, city, or state. They can be motivated by natural disasters or conflict.

When developing a policy, agencies should abide by the philosophy, “build around outcomes we want, not just behaviors we don’t want” (Herold, 2020)². The intent of any enforcement response is to avoid police actions that unnecessarily cause escalation. Law enforcement agencies should consider the four dimensions of the RDFC Interaction Model (Madensen, et al., 2012; Sousa & Madensen, 2016; Eck & Madensen, 2017)^{3,4,5} when developing a mass demonstration policy:

1. Reasonable - restricting the fewest freedoms possible
2. Disarming - limiting the use of force, coercion, and intrusiveness
3. Focused - targeting only harmful behaviors and conditions
4. Consistent - deploying predictable and unbiased tactics

Participating in a peaceful demonstration or protest is a constitutional right afforded to all citizens, and as such, law enforcement must protect these rights while maintaining public safety and officer safety. Law enforcement should engage with demonstration leaders to understand the intent of the demonstration and to discuss how they can work together to achieve the demonstrators’ desired outcomes while preserving order and preventing conflict. Law enforcement should have open and transparent communication with the public before, during, and after any mass gatherings.

Law enforcement should be careful to ensure their response to mass demonstrations are proportional to the actions and the mood of the crowd. Police should incorporate a tiered response plan that starts at their lowest level of crowd response and allows for prompt escalation only when necessary. When police action is needed, it should be directed toward only those individuals displaying harmful behaviors, such as violence, property destruction, or other serious crimes.

Policy statement for the State of Ohio standard for Agency Wellness

Purpose:

Law enforcement agencies have an obligation to ensure the mental and physical health and safety of their agency personnel. Officer wellness is not only an individual issue – it is also an agency issue and a public issue, as the negative consequences of poor mental and physical health can impact officer performance and affect community relationships. Law enforcement agencies are uniquely situated to address issues of officer stress and trauma, to reduce the stigma of seeking help and to create an environment of support.

Standard:

Law enforcement agencies shall establish a written policy specifically focused on the physical and mental wellness of agency personnel. The policy shall address the following areas:

- Education of officers and executive-level staff on issues of physical health, including the importance of exercise and nutrition as a way of reducing stress and improving overall health outcomes.
- Education of officers and executive-level staff on issues of mental health, to include suicide prevention and the range of possible reactions to trauma.
- Access to multiple resources for mental and physical support to officers and their families, such as:

²Herold, T.D. (September 9, 2020). Crowd Psychology and Civil Disturbances [Meeting presentation]. Ohio Collaborative Community-Police Advisory Board, Columbus, OH.

³Madensen, T.D., Heskett, C.L., & Lieberman, J.D. (2012). Predicting Crowd Behavior: A Response-Reaction Matrix [Conference presentation]. International Seminar on Environmental Criminology and Crime Analysis (ECCA) 21st International Symposium, Stavern, Norway.

⁴Sousa, W.H., & Madensen, T.D. (2016). Citizen acceptance of police interventions: an example of CCTV Surveillance in Las Vegas, Nevada. *Criminal Justice Studies*, 29(1), 40-56.

⁵Eck, J.E., & Madensen, T.D. (2017). Police and Offender Choices: A Framework. In Bernasco, W., Gelder, J.V., and Effic, H. (Eds.) *The Oxford Handbook of Offender Decision Making*. New York, NY: Oxford University Press.

- Employee Assistance Program resources, such as in-house and/or external clinicians, and other wellness staff who have knowledge of the law enforcement experience;
 - Peer support teams⁶ to augment (not replace) EAPs or in-house/external clinicians;
 - Agency chaplains;
 - Non-clinical interventions that promote mental and physical well-being, such as physical exercise, dietary guidance, and sleep hygiene.
- Awareness of organizational factors that can impact an officer's mental and physical health on a daily basis. Organizational climate and management techniques should be perceived by officers as fair, transparent, and supportive. Supportive supervision includes encouraging health and wellness through policies, practices, and programming, empowering formal and/or informal peer support, and providing quality leadership and supervision.
 - An annual review of this policy, and an assessment of the effectiveness of the agency's wellness programs, with adjustments as needed based on feedback and/or other outcomes.

Commentary:

Healthy officers create healthy agencies. The mental and physical health and welfare of officers is often overlooked, yet it is a vital consideration, not only to the officer, but also to the officer's family and loved ones, to the agency in which the officer is employed, and even to the community in which the officer lives and works. Investing in officer wellness is a significant step that agencies can take to positively impact their officers' overall well-being and, as a result, to improve the community's trust and perceptions of legitimacy in the organization.

Officer mental health is usually discussed in terms of the impact of critical incidents that may have short- or long-term consequences on an officer. Research has documented the relationships among exposure to traumatic events and resulting physical or behavioral health disorders. While the inclusion of a Critical Incident Stress Management (CISM) policy is beyond the scope of an officer wellness policy, agencies should strongly consider developing a stand-alone CISM policy or procedures, to include defining what constitutes a critical incident, identifying all involved and affected employees, and detailing all post-incident administrative procedures.

Despite the potential for critical incidents to have a significant impact on officers, officers encounter such situations relatively infrequently. In contrast, chronic stressors can be just as, if not more, damaging to an officer than a single traumatic incident. Studies show the connection between the daily stressors of police work and physical and psychological ailments. Officers often bear witness to the pain of those victimized and are present in the moments soon after a dangerous and traumatic event. Research also demonstrates the strong association between chronic stress and organizational climate. When officers perceive their organization to be procedurally fair—thus allowing for effective and open communication, involvement in decision-making, and equitable treatment—they are less likely to be psychologically and emotionally distressed, resulting in greater officer well-being. Left untreated, stress—regardless of its source—significantly increases the risk of mental and substance use disorders and chronic physical diseases. Thus, a policy on officer wellness needs to comprehensively consider the impacts of critical incident trauma, chronic exposure to traumatic events, and chronic exposure to organizational stress.

Traditionally, law enforcement agencies have taken a reactive approach to officer wellness. In short, they have viewed it as largely an individual responsibility to seek clinical intervention or develop coping mechanisms—resources which may or may not be provided by the agency—to mitigate the already-existing symptoms and effects of stress. While these tools are important components to a comprehensive approach to addressing officer wellness, it is ultimately more beneficial for law enforcement agencies to take a proactive approach to wellness and to address the root causes of officer stress. A well-rounded policy on officer wellness must address both the causes of, and the responses to, officer stress. Additionally, prior to retirement, agencies should make available wellness resources to help an officer prepare, as the transition for those who separate or retire from active duty can be difficult. If feasible, agencies should consider extending resources for a period of time after separation.

⁶If a peer support program is implemented, an applicable policy should address the following: Management and administrative structure for the peer support program; Consultation services from mental health professionals; Selection/de-selection process for peer support program candidates; Initial and ongoing training of peer support program volunteers; Potential of role conflict between peer support program volunteer and client; Appropriate activities for a peer support program; and Confidentiality guidelines. (Taken from IACP Psychological Services Section, "Peer Support Guidelines," ratified by the IACP Police Psychological Services Section, San Diego, CA, 2016).

Finally, law enforcement agencies must consider the lens in which they view officer wellness, particularly mental health wellness. Officers play the role of being the helpers, not looking to others for help. One of the primary barriers to officers seeking help is the stigma associated with needing such treatment. Executives must acknowledge agencies' investment in the mental health of its officers. There must be a cultural shift at the executive, supervisory, and peer levels that encourages and supports officers to seek assistance and to provide assistance when needed. Regularly-occurring communication with officers about mental health signs and symptoms, wellness strategies, and available resources will destigmatize mental health discussions and reinforce the agency's commitment to their employees' overall health and wellbeing.

The final two standards (eleven and twelve) are referred to as Group 6 standards.

GROUP 6

Policy Statement for State of Ohio Standard for Developmentally Appropriate Policing and Positive Youth Interactions

Purpose:

Law enforcement agencies must adopt developmentally appropriate, trauma-informed, equitable approaches when interacting with minors (hereinafter referred to as "youth").

Standard:

Law enforcement agencies shall establish written policies governing how officers and other agency personnel interact with all youth, which includes the following provisions:

- When questioning, searching, detaining, arresting, interrogating, or interviewing youth, they shall be afforded their constitutional and statutory rights in a developmentally appropriate, trauma-informed, and equitable manner.
- Agencies should allow officers to exercise discretion and make reasonable age-appropriate modifications of their practices, including use of the least restrictive and coercive approaches possible, when interacting with special youth populations such as those in crisis due to mental illness or substance abuse, or those with developmental or intellectual disabilities.

- When feasible, officers should use alternatives to arrest that both preserve public safety and hold youth accountable, with arrest as a last resort. Alternatives may include the provision of warnings, referral to an appropriate community social service or mental health agency, or the issuance of a citation.
- Training for officers should include content focusing on youth development, age-appropriate and trauma-informed communication strategies, de-escalation practices, and the special needs of certain youth populations.
- Agencies shall conduct a documented annual administrative review of their practices and of the data they collect on youth arrests by charge, age, race, and use of force.

Commentary:

Science demonstrates that children and adolescents are not fully mature in their judgment, problem-solving, and decision-making capacities, and the implications present themselves in the form of risk-taking behaviors, limited capacity for self-regulation, limited capacity to anticipate consequences accurately, and heightened sensitivity to peer pressure and immediate rewards. Because youth are psychologically, emotionally, and physically different from adults, they occupy a unique legal status that entitles them to special legal protections. The U.S. Supreme Court and Ohio state courts have reiterated judicial notice of these differences, providing direction for all juvenile justice system stakeholders to adopt developmentally appropriate interactions with youth.

Law enforcement officers and agencies are the gatekeepers of the juvenile justice system. They are vested with a broad range of discretion when deciding whether to charge youth with a crime.

Decisions made at this initial point of contact can have a long-lasting impact, positive or negative, on the lives of youth. Officers interacting with youth should employ developmentally appropriate, trauma-informed approaches to de-escalate encounters, reduce the likelihood of harmful emotional and physiological responses, and eliminate or reduce the need to use force. Officers must use the least amount of force necessary and only that level that is appropriate and proportional based on the age, body size, disability status, relative strength, and risk posed by the youth in order to stabilize the situation and protect the safety of the youth, officers, and the public.

Officers should make reasonable modification of their practices when responding to youth whom they identify are in mental health or substance use crisis, youth who have experienced trauma, as well as youth who have an intellectual or developmental disability. Likewise, officers should have the knowledge and skills to engage in culturally responsive policing with youth who are members of marginalized communities, treating everyone with dignity and respect.

Special consideration should be given to youth who are victims or witnesses to crime. Sexually trafficked children and youth require special trauma-informed approaches that are trafficking-specific. Modifications should also be made in policies and practices to reduce the youth's exposure to law enforcement actions that involve use of force, including situations where a search or arrest warrant is being executed, and when a parent, family member, or caregiver is arrested. When a parent or caregiver is arrested, collaboration between local child protective services and other key partners is essential to minimize potential trauma. When officers respond to issues involving youth in public schools, they should refrain from engaging in disciplinary matters or school code of conduct violations.

Policy Statement for State of Ohio Standard for Crisis Intervention

Purpose:

Provide guidance to Ohio law enforcement officers and other agency personnel when responding to or encountering persons in crisis.

Standard:

Law enforcement agencies shall establish written policies governing how law enforcement officers and other agency personnel respond to persons in crisis, which includes the following provisions:

- Recognition of persons in crisis.
- Responding to persons in crisis.
- Accessing community behavioral health resources.
- Documentation of training of sworn personnel.
- Documentation of agency contacts with persons in crisis.

Commentary:

Law enforcement's goals are enforcing laws, maintaining public order, and managing public safety. The intent of this standard is to develop policies that will inform agency personnel how to effectively and appropriately interact with persons in crisis to maximize the safety of everyone involved and the public. If a crime is involved, policies should encourage law enforcement officers to divert persons in crisis away from the criminal justice system to treatment alternatives when possible. Additionally, policies and procedures provide guidance on how agency personnel must critically think through a situation, problem-solve considering all possible outcomes, and best resolve a situation in a safe, legal, and compassionate manner.

When a Crisis Intervention Team (CIT) is established in policy, CIT officers should respond to assist persons in crisis when available. If a CIT is not established, agencies are encouraged to have a policy dispatching sworn personnel that have advanced training in crisis response and intervention.

When a crime is committed and public safety is not at risk, alternatives to arrest such as citations, summonses, referrals, informal resolutions, and warnings should be considered first. When possible, diversion from the criminal justice system to treatment alternatives is preferred. If a person in crisis meets the criteria for emergency hospitalization and needs to be taken into custody, Ohio Revised Code Section 5122.10 provides guidance.

Empirical evidence suggests all agency personnel (sworn, public safety telecommunicators, corrections) perform a significant role in increasing the linkage of behavioral health services to persons in crisis. Agencies should have a procedure to inform their mental health board or local service provider(s) of contact with a person in crisis if it is likely to occur again.

Training should be provided in collaboration with behavioral health professionals familiar with navigating an agency's crisis response system. All officers should have further training in crisis response beyond what is taught in the basic academy. These initial trainings should cover recognizing a person in crisis, communicating effectively, assessing their mental state, and determining how best to care for them. All sworn personnel should have annual training to build on their initial training. Whether it is related to a CIT program or not, training should be reviewed annually and updated accordingly.

90% OF LAW ENFORCEMENT OFFICERS IN THE STATE ARE CERTIFIED

Agencies should document encounters with persons in crisis. Some best practices relating to documentation include, but are not limited to:

- Agency reports and Crisis Intervention Contact Sheets.
- This documentation should include:
 - The person's name, demographics, and location.
 - Type of crisis and behaviors exhibited.
 - If a crime was involved.
 - Response by the officer and if force was used.
 - Disposition of the encounter.
 - Whether the officer is requesting service provider follow-up.
- Documentation should be in a format where information on persons in crisis can be provided to local behavioral health service providers for linkage to services. The information should be easily transferred into data reports for the agency and other community stakeholders to analyze and determine the effectiveness of their response.

Law enforcement agencies are encouraged to implement and develop a CIT according to the Core Elements of Ohio Crisis Intervention Teams. Although an agency may elect to send all their officers to a CIT Patrol Officer Training Course, agencies should still designate specific CIT officers to be the primary responders to persons in crisis. With more experience, officers will enhance their communication skills, improve call outcomes, and increase understanding of their crisis response system. Furthermore, a person in the agency should be designated to coordinate their CIT and be a liaison to the county CIT program.

CIT training courses should be documented for all agency personnel. Documentation should include full name, position, date(s) of training, course type, and number of hours.

Developed specifically for Ohio law enforcement agencies, the Crisis Intervention Law Enforcement Policy Guide is a recommended resource that was created to assist law enforcement executives in developing policies for Crisis Intervention Teams and law enforcement's response to persons in crisis.

While this standard primarily addresses law enforcements' implementation and utilization of crisis intervention, law enforcement agencies should be aware

that co-responder models such as police/mental health co-responder, veterans' response, and homeless outreach teams are equally prevalent. In addition, community responder programs such as mobile crisis and peer response teams, and crisis stabilization units are also gaining momentum.

COUNTY PROFILES

This report is divided into county profiles. Agencies are identified as one of the following statuses: In Process, Certified, or Not Certified in Group 1, Group 2, Group 3, Group 4, Group 5, and Group 6 standards. Agencies that are in process or certified appear in the county profiles that are listed alphabetically in the body of the report. Non-certified agencies are listed alphabetically by county in the back of this report. The county profiles identify the number of agencies in the county, number of agencies involved in the certification process, number of overall officers, percentage of officers who work for agencies engaged in the certification process, county population, and the percentage of the population that is served by an agency in the certification process.

At the time this report was finalized, 624 agencies have obtained certification on the first two standards. Additionally, we continue to make progress in certifying agencies in Groups 2 through 5 standards. There are 526 agencies certified in both Group 1 and Group 2 standards, compared to 517 agencies last year and 405 agencies are certified in Group 1, Group 2 and Group 3 standards, compared to 384 agencies last year. Moreover, 368 agencies have obtained certification in Groups 1 through 4 standards, compared to 342 agencies last year, 212 agencies are certified in all five group standards, compared to 163 last year, and finally 111 agencies are certified in all six groups.

This report goes to great lengths to provide statistical information on the true impact of the adoption of collaborative standards. Thus, a great deal of the work is focused on the officers who are part of the certification process and the population that is served by these officers. The success of these standards is dependent upon the number of officers who are trained on the standards and the number of people who are served by these officers.

CERTIFICATION PROCESS

To ensure agencies were adopting and implementing the standards created by the Collaborative, OCJS created a law enforcement certification process. The certification process has the distinct goal of building a rigorous review process with legitimacy in the eyes of both the public and law enforcement.

The certification process was developed by criminal justice professionals with extensive expertise and experience in accreditation. The certification process has three components: in process, provisionally certified, and final certified. The process begins when an agency requests and is granted database access, submits policy and compliance documentation supporting its efforts to adopt and implement the collaborative standards and is assigned to a reviewer. When an agency has completed these initial steps, it is deemed in process.

Once an agency completes that initial step, their agency's policy and compliance documentation is then passed on to a reviewer to determine if the agency's documentation supports their assertion that they have implemented the collaborative standards. This part of the process may result in multiple contacts between the reviewer and the agency seeking certification as the reviewer seeks additional information or clarification. Once the reviewer is satisfied the documentation is sufficient to demonstrate the agency has adopted and implemented the standards, that agency is deemed to be provisionally certified.

The final step in the process is an onsite assessment of an agency by a criminal justice professional, either a former or current law enforcement officer or accreditation expert, and a final review by the OCJS Director of Law Enforcement Services. Prior to conducting the onsite review, the assessor will review all documentation submitted by the agency and the entire certification file. Once this review is completed, the assessor will go to the agency and review additional documentation and interview agency staff. Once the assessor completes the onsite review, they will write a report documenting their visit and findings. The report is then forwarded to the OCJS Director of Law Enforcement Services for final review, after which the agency is deemed to be final certified if satisfactory evidence exists the agency has implemented the standards.

This year, additional agencies have achieved final certification in all six groups of standards. Due to the use of a more restrictive definition of in process, there are fewer agencies that fall in the in process category.

Agencies that have not demonstrated substantial progress towards certification will no longer be considered in process.

RECERTIFICATION PROCESS

Each agency must recertify its collaborative standards on a revolving cycle of every three to four years. Agencies that were originally certified in 2016-2020 must resubmit their Group 1 documentation for review and demonstrate that they have continued to adopt and implement the standards during an additional onsite assessment to receive recertification. If an agency due for recertification does not recertify, they will be deemed non-certified. Agencies that have resubmitted their documentation, but are awaiting their onsite assessment, will be considered in process for recertification. At the time this report was finalized, 451 law enforcement agencies have obtained recertification in Group 1 standards.

FEDERAL CERTIFICATION PROCESS

On June 16, 2020, the Federal Executive Order 13929 on Safe Policing for Safe Communities was issued. The purpose of this Executive Order is "to ensure that law enforcement agencies continue striving to provide transparent, safe, and accountable delivery of services to communities."

The U.S. Department of Justice has selected OCJS and the Ohio Collaborative Community-Police Advisory Board as the independent credentialing body responsible for certifying Ohio law enforcement agencies. To receive certification, at a minimum, agencies must be compliant with two mandatory safe policing practices:

1. Adherence to applicable federal, state, and local laws.
2. Prohibition of choke holds – a physical maneuver that restricts an individual's ability to breathe for the purposes of incapacitation, except in those situations where the use of deadly force is allowed by law.

At the time this report was finalized, 717 law enforcement agencies had obtained certification in Federal safe policing practices. On (July 31, 2023), E.O. 13929 was rescinded and replaced by E.O. 14074. This will be the last report showing the certification of E.O. 13929. Reporting requirements for the new E.O. have not yet been established.

BODY WORN CAMERA GRANT CERTIFICATION

In September of 2021, the Ohio Collaborative staff created an additional certification process for law enforcement agencies seeking funding through the body worn camera grant. Agencies can now submit their body worn camera policies and letter of attestation to the Ohio Collaborative database for certification. At the time this report was finalized, 294 agencies have received BWC Grant Certification.

ACCREDITATION PROCESS

On March 21, 2024, Governor DeWine's new executive order 2024-05D, also created the Ohio Collaborative Law Enforcement Accreditation Program for law enforcement agencies that voluntarily meet all certification standards and any additional standards developed by the Collaborative. Law enforcement agencies that meet these core standards will have attained the highest level of professionalism. The goal of the Ohio Collaborative Law Enforcement Accreditation Program is to create meaningful and sustainable standardization of law enforcement practices, while increasing transparency for the community.

The Collaborative, through OCJS, will roll out the accreditation program in phases, beginning with a group of ten (10) law enforcement agencies. Upon completion of this first round of accreditation, all law enforcement agencies in Ohio will be invited to participate in the accreditation program. At the time of this report, the Ohio Collaborative Board has adopted 31 new professional standards for Tier 1 accreditation. Further Tiers will be developed to enhance the accreditation program. OCJS is tasked with providing agencies with necessary resources including program manual, standards manual, policy manual, subject matter experts and peer assistance, and is in development of a new web-based application to be used by agencies to manage their policy and accreditation programs.

As with the Collaborative certification program, there will be no costs associated with the new accreditation program. OCJS will continue to work with its law enforcement and community partners in the continued development of the program. The accreditation program will be further detailed in next year's report.

ACKNOWLEDGEMENTS

This report and process could not have been completed without the strong support and partnership of the Buckeye State Sheriffs' Association (BSSA), the Ohio Association of Chiefs of Police (OACP), and the Ohio Small Police Department Association (OSPDA). These organizations have encouraged their members to participate in the process, provided valuable input to the development of standards, and some have provided assessors and peer support for the certification process. Each organization has also assisted with our comprehensive outreach effort to contact agencies about the certification process.

This report is authored by staff from the Office of Criminal Justice Services, Ohio Department of Public Safety. For questions regarding this report or any other OCJS initiative, please contact:

Director of Law Enforcement Services, OCJS
Ed Burkhammer
edburkhammer@dps.ohio.gov

Executive Director, OCJS
Nicole Dehner
nmdehner@dps.ohio.gov

STRENGTHENING COMMUNITY POLICE RELATIONS 2024

In order to strengthen the bond between communities and police, the Ohio Collaborative Community-Police Advisory Board developed standards for state and local law enforcement departments regarding:

- The proper use of force including deadly force;
- The recruiting, hiring and screening of potential law enforcement officer candidates;
- The implementation of community engagement;
- The appropriate use of body worn cameras;
- The essential training for law enforcement telecommunicators;
- The collection of data to demonstrate bias free policing;
- The investigation of employee misconduct;
- The establishment of specific policies and procedures for vehicle pursuits;
- The implementation of practices that enable Ohio's citizens to peacefully assemble; and
- The agency's response to the mental and physical health and safety of agency personnel.
- The adoption of developmentally appropriate and trauma-informed, equitable approaches when interacting with youth
- Response to or encounters with persons in crisis.

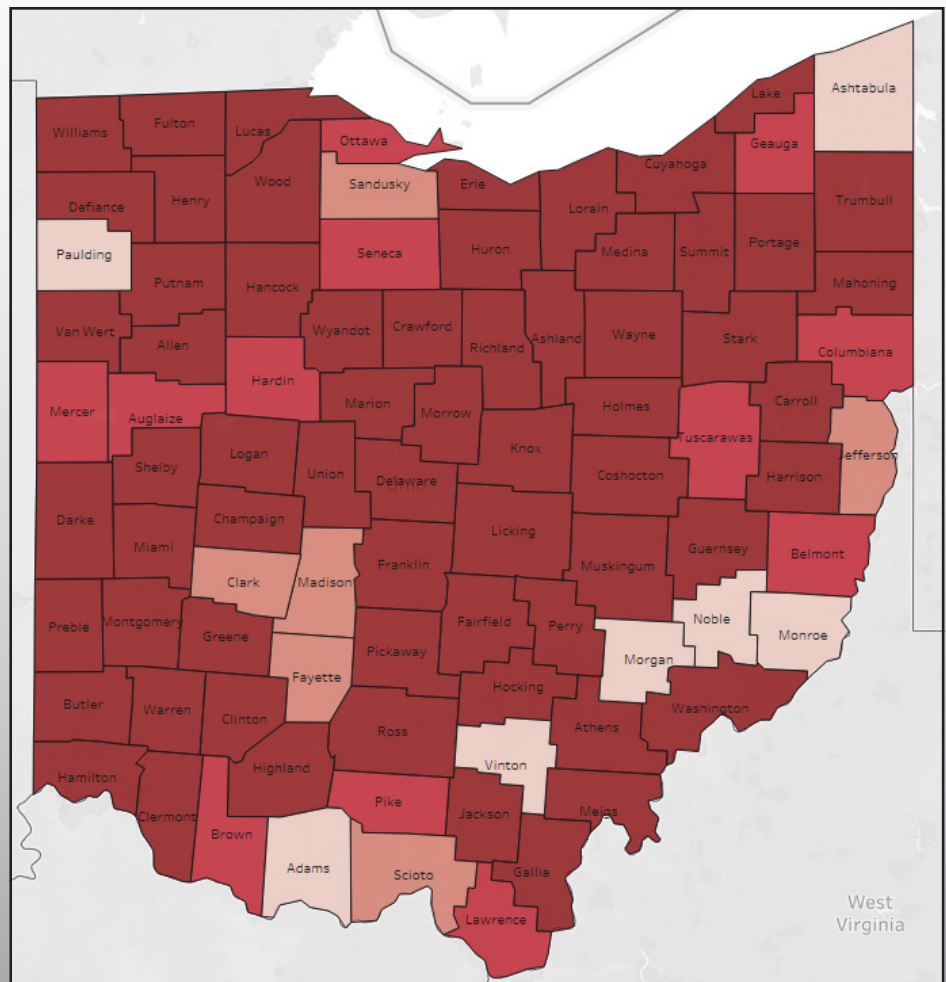
LAW ENFORCEMENT AGENCIES ADOPTING AND IMPLEMENTING OHIO'S NEW STANDARDS

624
LAW ENFORCEMENT
AGENCIES
CERTIFIED

451
LAW ENFORCEMENT
AGENCIES
RE-CERTIFIED

90%
OF OHIOANS
COVERED
BY LAW ENFORCEMENT AGENCIES
CERTIFIED OR IN THE CERTIFICATION
PROCESS

90%
LAW ENFORCEMENT
OFFICERS
BY LAW ENFORCEMENT AGENCIES
CERTIFIED OR IN THE CERTIFICATION PROCESS



<http://www.ocjs.ohio.gov/ohiocollaborative>

FEDERAL STANDARDS FOR CERTIFYING SAFE POLICING PRACTICES BY LAW ENFORCEMENT AGENCIES

LAW ENFORCEMENT AGENCIES ADOPTING AND IMPLEMENTING THE FEDERAL SAFE POLICING PRACTICES

717 Law Enforcement Agencies
Certified in Federal Safe Policing Practices

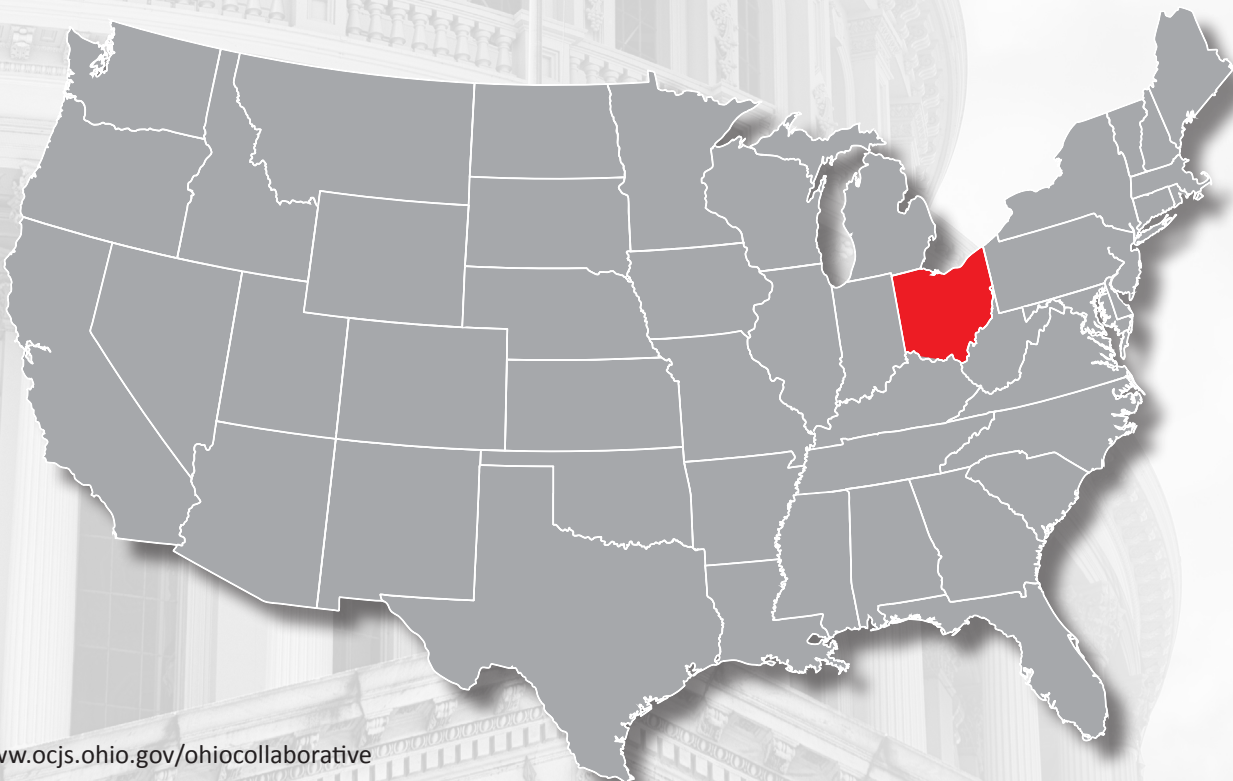
93% OF OHIOANS COVERED BY LAW
ENFORCEMENT AGENCIES
Certified or in the Certification Process for Federal
Safe Policing Practices

92% Law Enforcement Officers BY LAW
ENFORCEMENT AGENCIES
Certified or in the Certification Process for
Federal Safe Policing Practices

On June 16, 2020, the Executive Order 13929 on Safe Policing for Safe Communities was issued. The purpose of this Executive Order is “to ensure that law enforcement agencies continue striving to provide transparent, safe, and accountable delivery of services to communities.”

The U.S. Department of Justice has selected the OCJS and the Ohio Collaborative Law Enforcement Agency Certification Program as the independent credentialing body responsible for certifying Ohio law enforcement agencies. To receive certification, at a minimum, agencies must be compliant with two mandatory safe policing practices:

1. Adherence to applicable Federal, State and local laws.
2. Prohibition of choke holds- a physical maneuver that restricts an individual’s ability to breathe for the purposes of incapacitation except in those situations where the use of deadly force is allowed by law.



<http://www.ocjs.ohio.gov/ohiocollaborative>

Agency Certification Status

Certified

Group 1

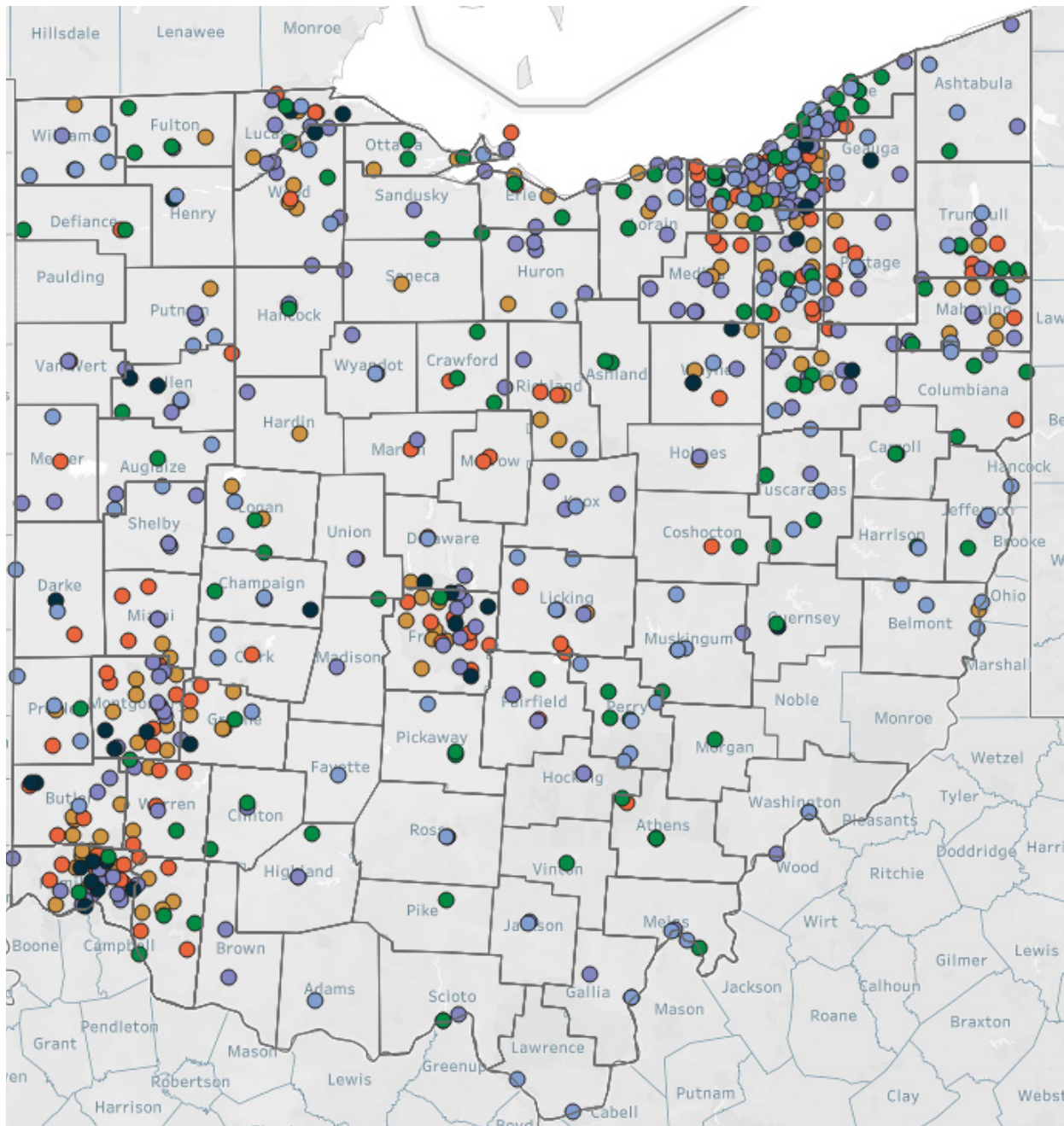
Group 2

Group 3

Group 4

Group 5

Group 6

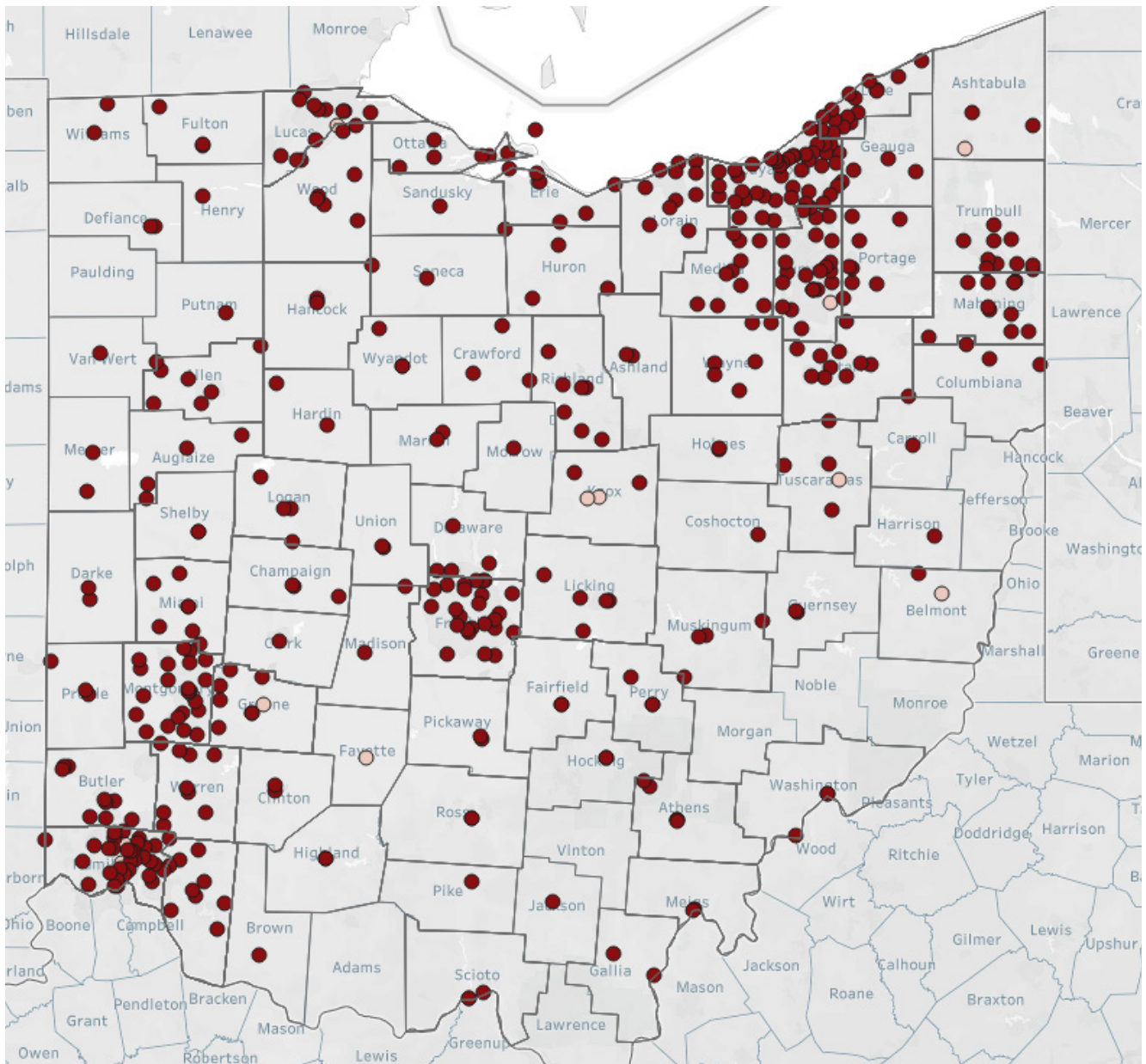


Agency Re-Certification Status

Re-Certified



In Process



Adams County

27,477

Population
(2020)

12%

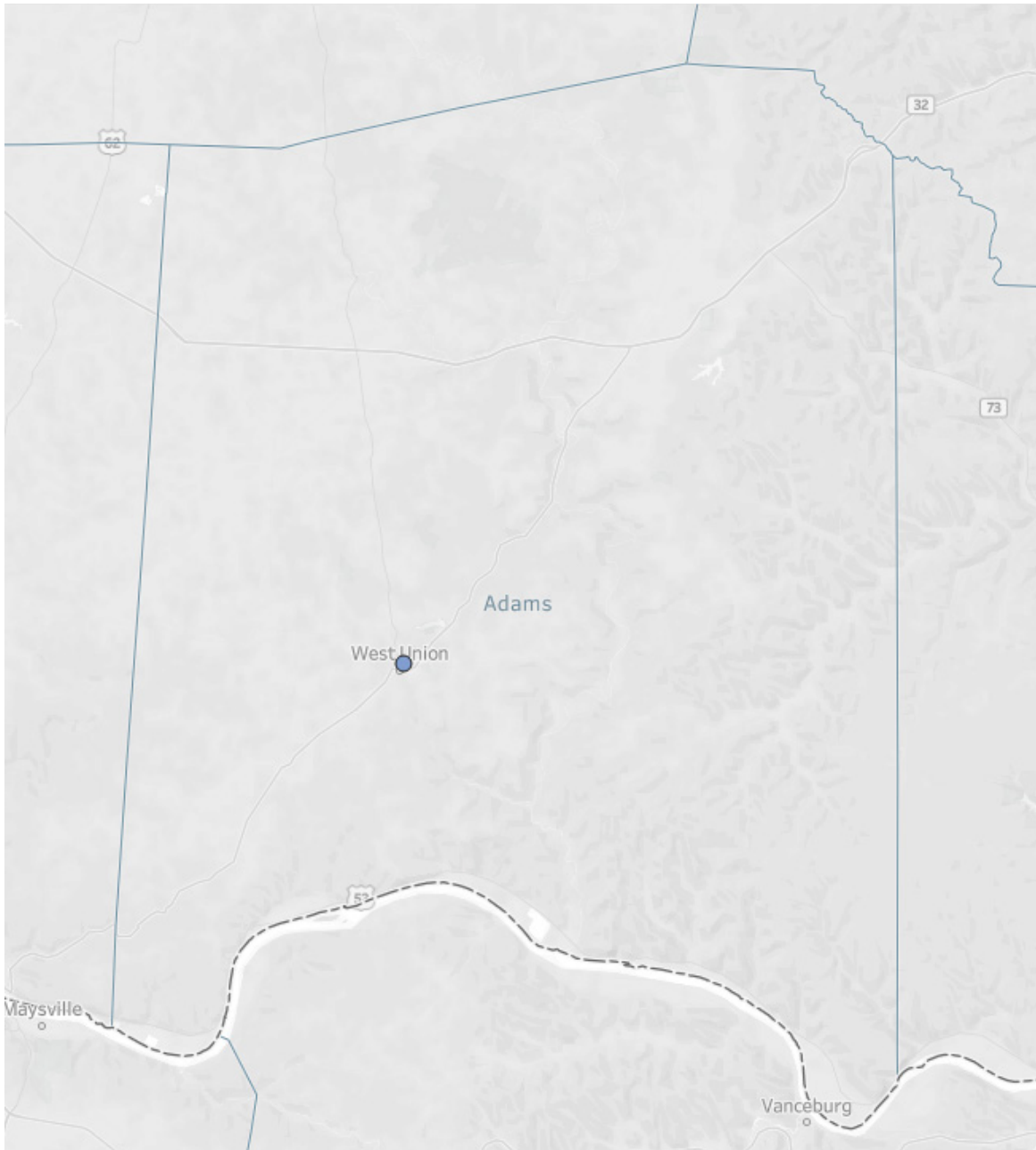
% Population Covered by
Law Enforcement Agencies
in any Phase of Certification

6

Law Enforcement
Agencies in County

1

Law Enforcement
Agencies in any
Phase of Certification



17%

% Law Enforcement Agencies in any Phase of Certification

56

Law Enforcement Officers in County

6

Officers in County in any Phase of Certification

11%

% Officers in County in any Phase of Certification

| Agency | Agency Size | Group 1 Certified | Group 2 Certified | Group 3 Certified | Group 4 Certified | Group 5 Certified | Group 6 Certified | Re-Cert. Group |
|------------------------------|-------------|-------------------|-------------------|-------------------|-------------------|-------------------|-------------------|----------------|
| West Union Police Department | 6 | ✓ | | | | | | |

Allen County

102,206

Population
(2020)

82%

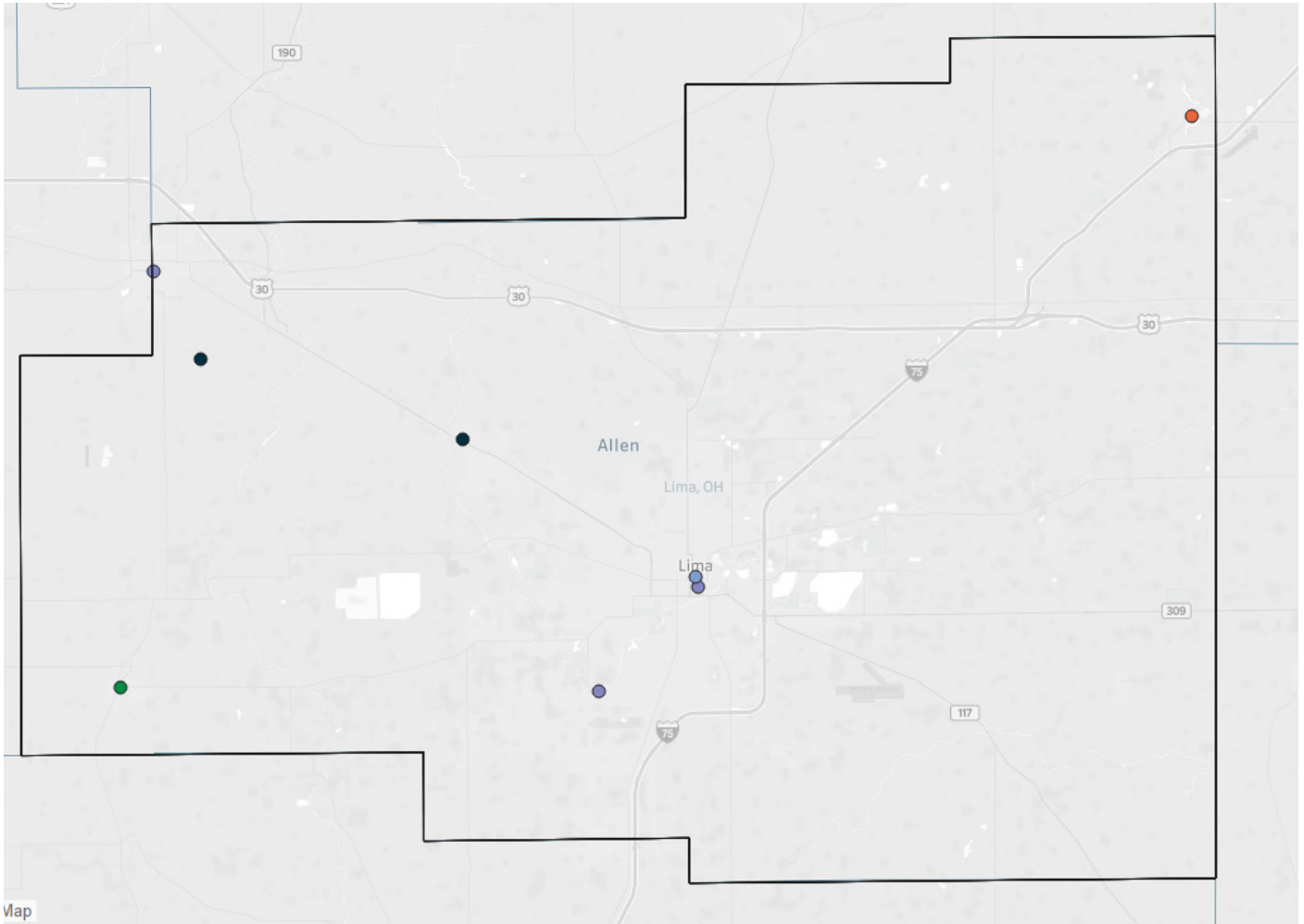
% Population Covered by
Law Enforcement Agencies
in any Phase of Certification

10

Law Enforcement
Agencies in County

8

Law Enforcement
Agencies in any
Phase of Certification



80%

% Law Enforcement Agencies in any Phase of Certification

280

Law Enforcement Officers in County

261

Officers in County in any Phase of Certification

93%

% Officers in County in any Phase of Certification

| Agency | Agency Size | Group 1 Certified | Group 2 Certified | Group 3 Certified | Group 4 Certified | Group 5 Certified | Group 6 Certified | Re-Cert. Group |
|------------------------------------|-------------|-------------------|-------------------|-------------------|-------------------|-------------------|-------------------|----------------|
| Allen County Sheriff's Office | 109 | ✓ | | | | | | ✓ |
| Bluffton Police Department | 14 | ✓ | ✓ | ✓ | ✓ | ✓ | | ✓ |
| Delphos Police Department | 18 | ✓ | ✓ | | ✓ | | | ✓ |
| Elida Police Department | 9 | ✓ | ✓ | ✓ | | | | ✓ |
| Lima Police Department | 84 | ✓ | ✓ | ✓ | ✓ | | | |
| Marion Township Police Department | 1 | ✓ | ✓ | ✓ | | | | ✓ |
| Shawnee Township Police Department | 16 | ✓ | ✓ | ✓ | ✓ | | | ✓ |
| Spencerville Police Department | 10 | ✓ | ✓ | | | | | ✓ |

Ashland County

52,447

Population
(2020)

94%

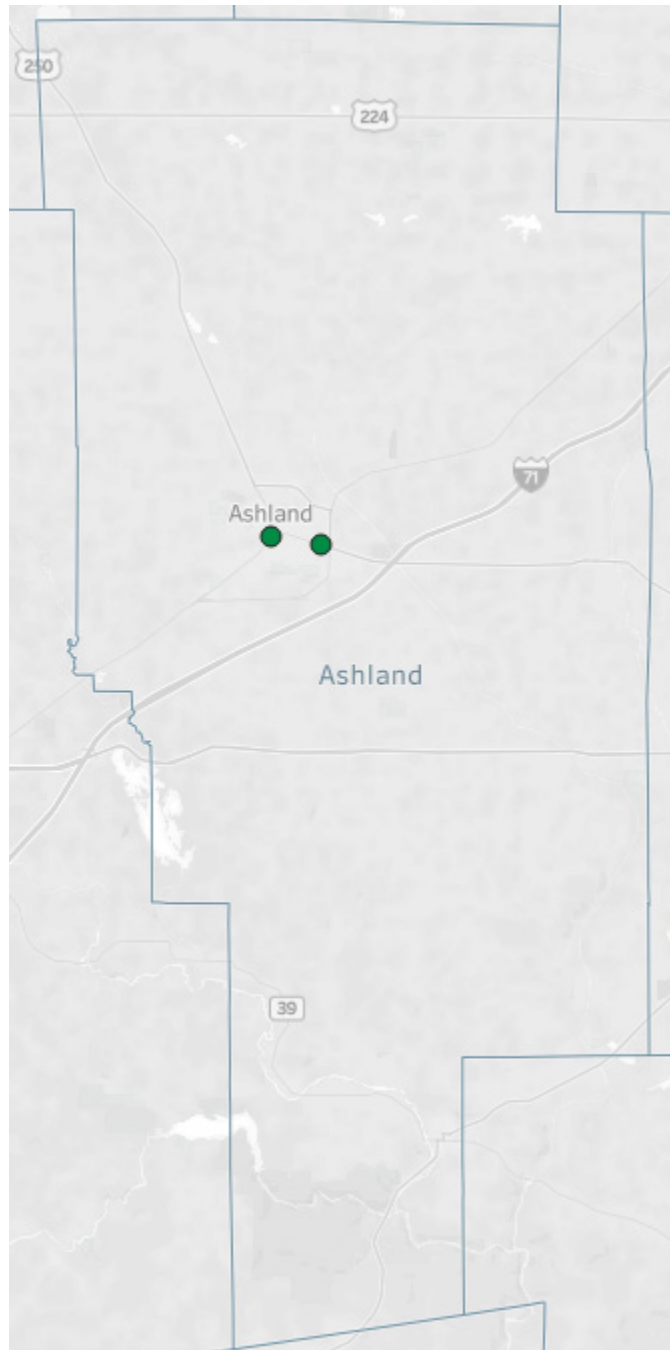
% Population Covered by
Law Enforcement Agencies
in any Phase of Certification

5

Law Enforcement
Agencies in County

2

Law Enforcement
Agencies in any
Phase of Certification



40%

% Law Enforcement Agencies in any Phase of Certification

119

Law Enforcement Officers in County

97

Officers in County in any Phase of Certification

82%

% Officers in County in any Phase of Certification

| Agency | Agency Size | Group 1 Certified | Group 2 Certified | Group 3 Certified | Group 4 Certified | Group 5 Certified | Group 6 Certified | Re-Cert. Group |
|---------------------------------|-------------|-------------------|-------------------|-------------------|-------------------|-------------------|-------------------|----------------|
| Ashland County Sheriff's Office | 63 | ✓ | ✓ | | | | | ✓ |
| Ashland Police Division | 34 | ✓ | ✓ | | | | | ✓ |

Ashtabula County

97,574

Population
(2020)

23%

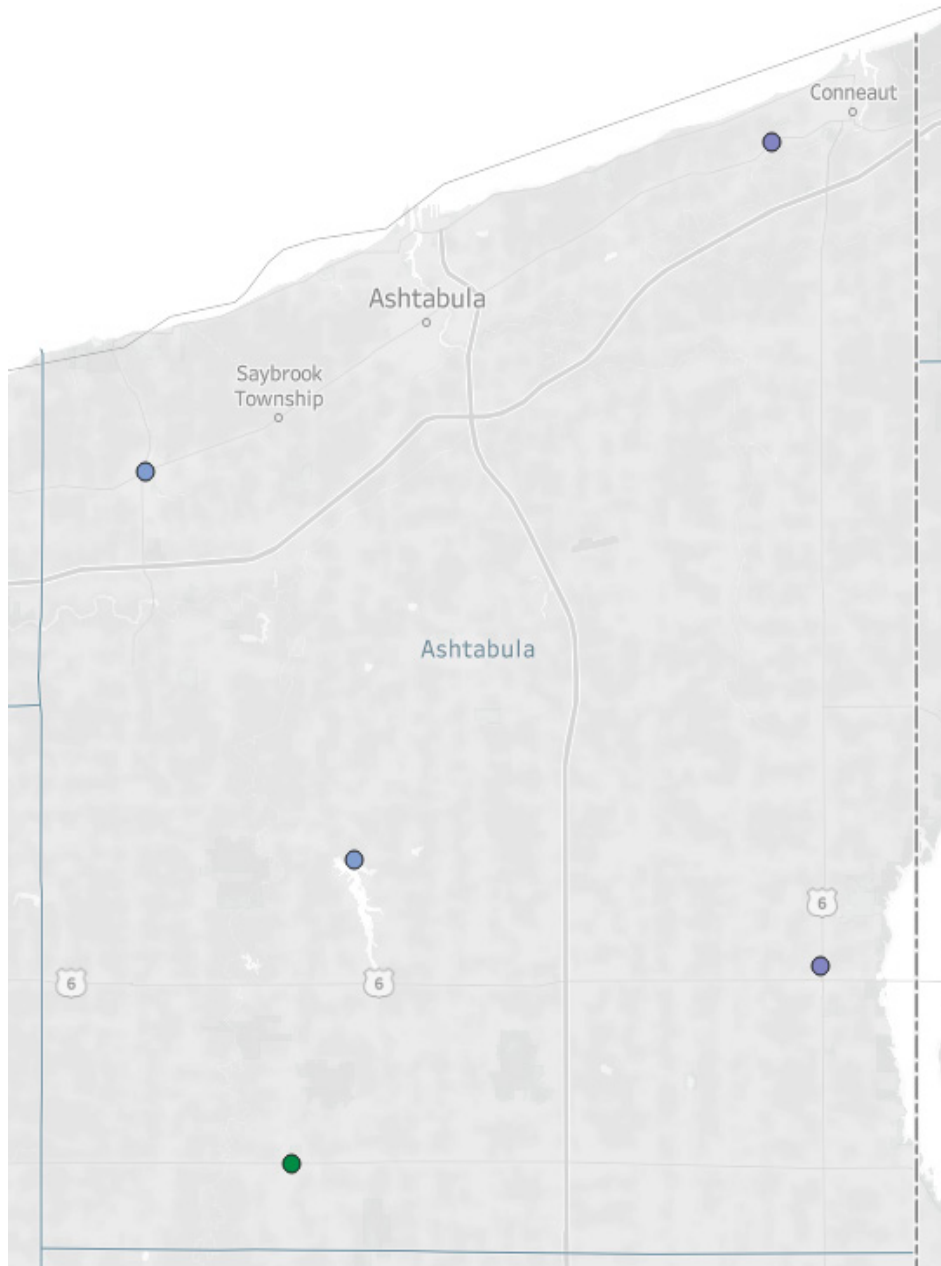
% Population Covered by
Law Enforcement Agencies
in any Phase of Certification

10

Law Enforcement
Agencies in County

5

Law Enforcement
Agencies in any
Phase of Certification



50%

% Law Enforcement Agencies in any Phase of Certification

201

Law Enforcement Officers in County

56

Officers in County in any Phase of Certification

28%

% Officers in County in any Phase of Certification

| Agency | Agency Size | Group 1 Certified | Group 2 Certified | Group 3 Certified | Group 4 Certified | Group 5 Certified | Group 6 Certified | Re-Cert. Group |
|----------------------------------|-------------|-------------------|-------------------|-------------------|-------------------|-------------------|-------------------|----------------|
| Andover Police Department | 8 | ✓ | ✓ | ✓ | ✓ | | | ✓ |
| Conneaut Police Department | 21 | ✓ | ✓ | ✓ | ✓ | | | |
| Geneva Police Department | 12 | ✓ | | | | | | |
| Orwell Police Department | 9 | ✓ | ✓ | | | | | In Process |
| Roaming Shores Police Department | 6 | ✓ | | | | | | ✓ |

Athens County

62,431

Population
(2020)

94%

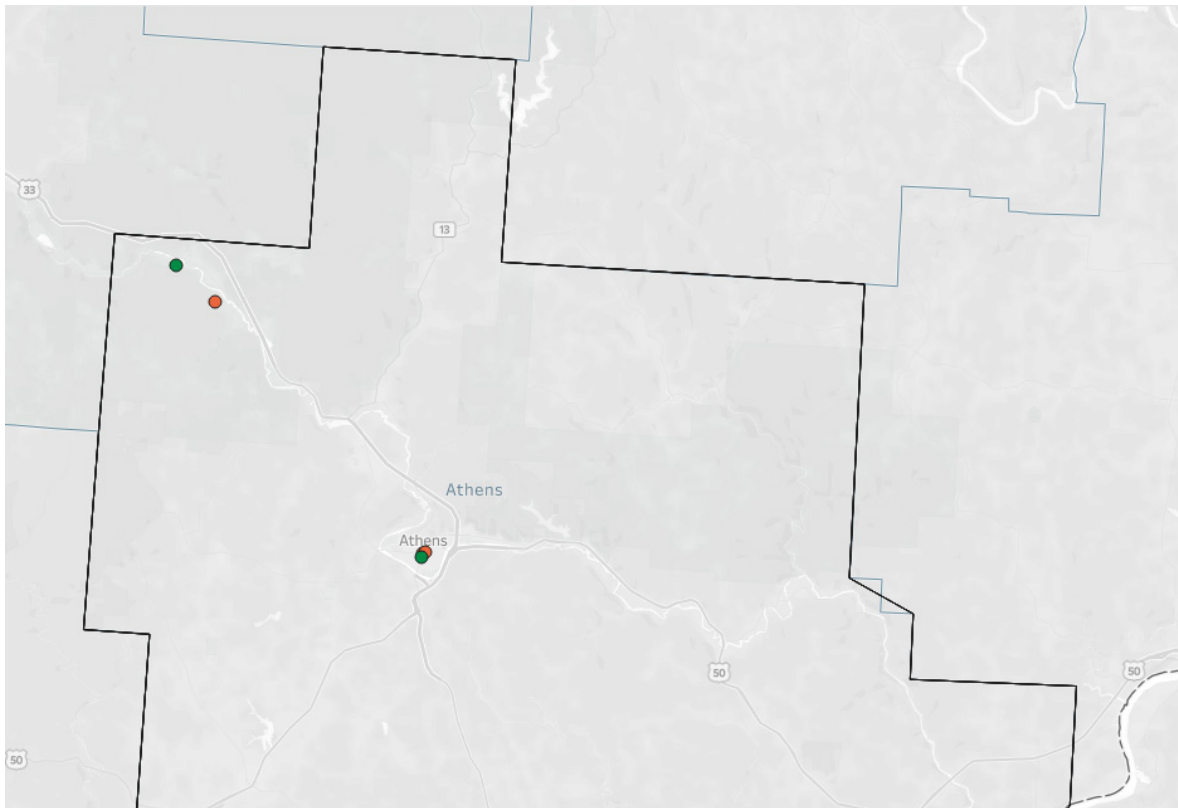
% Population Covered by
Law Enforcement Agencies
in any Phase of Certification

10

Law Enforcement
Agencies in County

5

Law Enforcement
Agencies in any
Phase of Certification



The Athens County Sheriff's Office, the Athens Police Department, and the Ohio University Police Department are in close proximity to each other

50%

% Law Enforcement Agencies in any Phase of Certification

168

Law Enforcement Officers in County

149

Officers in County in any Phase of Certification

89%

% Officers in County in any Phase of Certification

| Agency | Agency Size | Group 1 Certified | Group 2 Certified | Group 3 Certified | Group 4 Certified | Group 5 Certified | Group 6 Certified | Re-Cert. Group |
|-----------------------------------|-------------|-------------------|-------------------|-------------------|-------------------|-------------------|-------------------|----------------|
| Athens County Sheriff's Office | 50 | ✓ | ✓ | ✓ | ✓ | ✓ | ✓ | ✓ |
| Athens Police Department | 51 | ✓ | ✓ | ✓ | ✓ | ✓ | | ✓ |
| Hocking College Police Department | 9 | ✓ | ✓ | ✓ | ✓ | ✓ | | ✓ |
| Nelsonville Police Department | 13 | ✓ | ✓ | | | | | ✓ |
| Ohio University Police Department | 26 | ✓ | ✓ | | | | | ✓ |

Auglaize County

46,422

Population
(2020)

55%

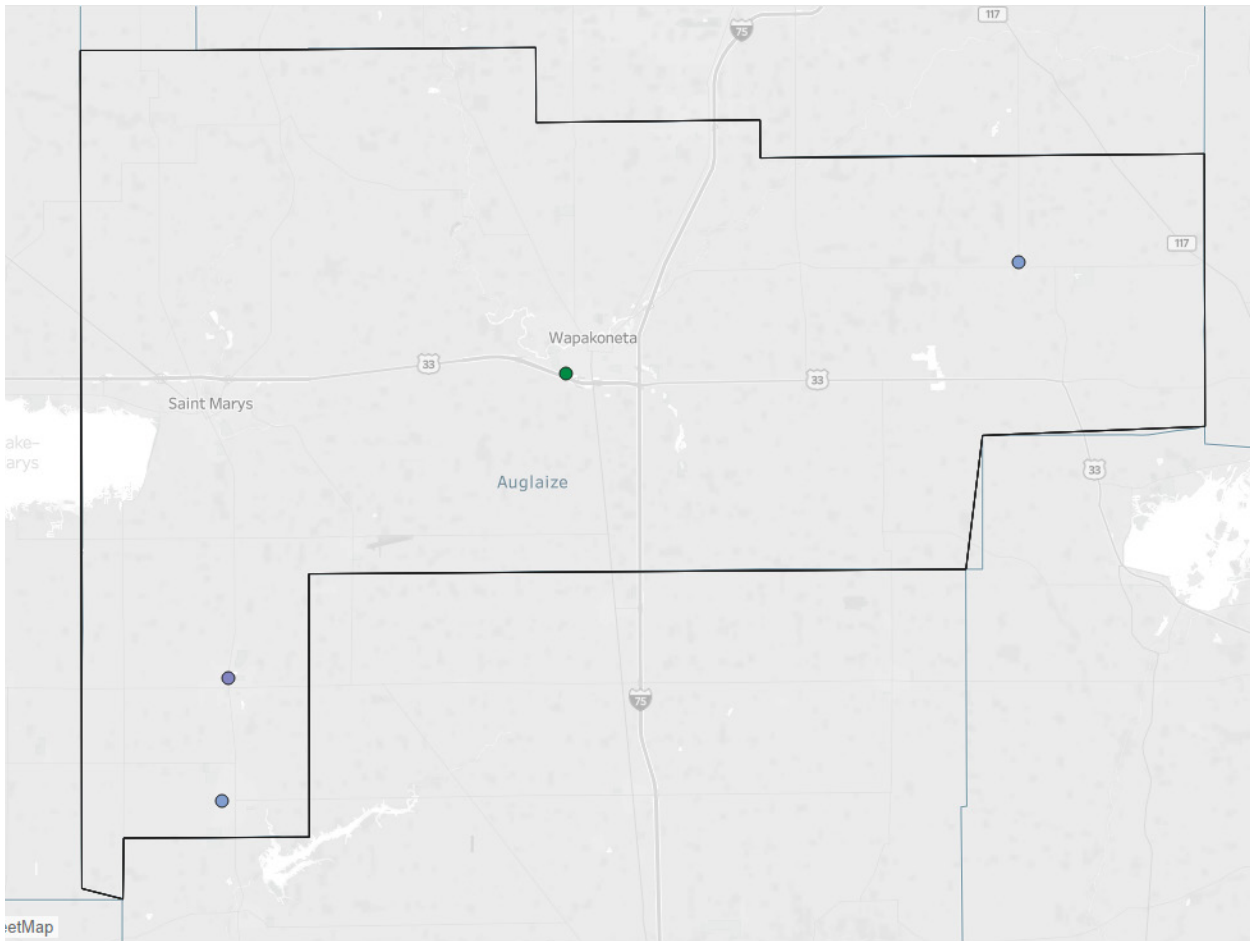
% Population Covered by
Law Enforcement Agencies
in any Phase of Certification

8

Law Enforcement
Agencies in County

4

Law Enforcement
Agencies in any
Phase of Certification



50%

% Law Enforcement Agencies in any Phase of Certification

121

Law Enforcement Officers in County

75

Officers in County in any Phase of Certification

62%

% Officers in County in any Phase of Certification

| Agency | Agency Size | Group 1 Certified | Group 2 Certified | Group 3 Certified | Group 4 Certified | Group 5 Certified | Group 6 Certified | Re-Cert. Group |
|----------------------------------|-------------|-------------------|-------------------|-------------------|-------------------|-------------------|-------------------|----------------|
| Auglaize County Sheriff's Office | 57 | ✓ | ✓ | | | | | ✓ |
| Minster Police Department | 5 | ✓ | | | | | | ✓ |
| New Bremen Police Department | 11 | ✓ | ✓ | ✓ | ✓ | | | ✓ |
| Waynesfield Police Department | 2 | ✓ | | | | | | ✓ |

Belmont County

66,497

Population
(2020)

54%

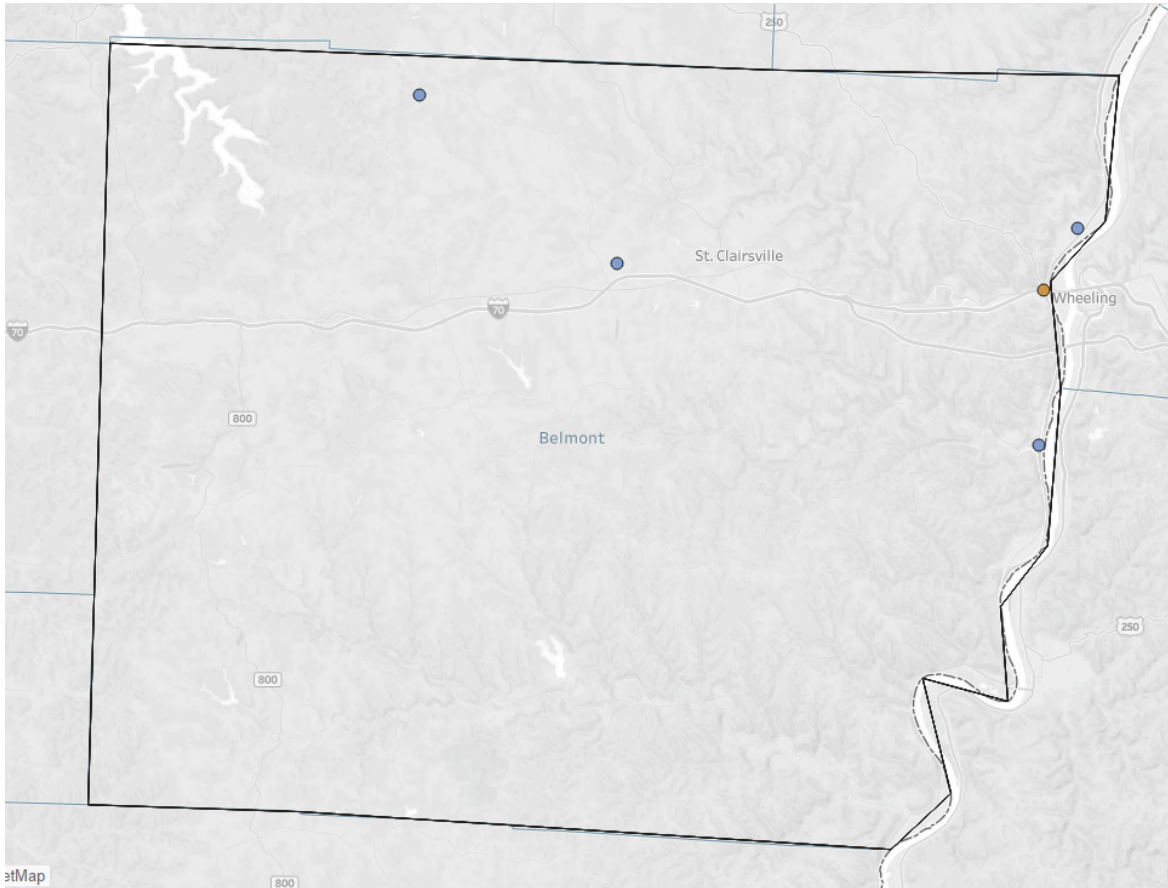
% Population Covered by
Law Enforcement Agencies
in any Phase of Certification

13

Law Enforcement
Agencies in County

5

Law Enforcement
Agencies in any
Phase of Certification



38%

% Law Enforcement Agencies in any Phase of Certification

214

Law Enforcement Officers in County

129

Officers in County in any Phase of Certification

60%

% Officers in County in any Phase of Certification

| Agency | Agency Size | Group 1 Certified | Group 2 Certified | Group 3 Certified | Group 4 Certified | Group 5 Certified | Group 6 Certified | Re-Cert. Group |
|---------------------------------|-------------|-------------------|-------------------|-------------------|-------------------|-------------------|-------------------|----------------|
| Bellaire Police Department | 8 | ✓ | | | | | | |
| Belmont County Sheriff's Office | 92 | ✓ | | | | | | In process |
| Bridgeport Police Department | 9 | ✓ | ✓ | ✓ | ✓ | ✓ | ✓ | |
| Flushing Police Department | 1 | ✓ | | | | | | ✓ |
| Martins Ferry Police Department | 19 | ✓ | | | | | | |

Brown County

43,676

Population
(2020)

77%

% Population Covered by
Law Enforcement Agencies
in any Phase of Certification

9

Law Enforcement
Agencies in County

2

Law Enforcement
Agencies in any
Phase of Certification



22%

% Law Enforcement Agencies in any Phase of Certification

116

Law Enforcement Officers in County

66

Officers in County in any Phase of Certification

57%

% Officers in County in any Phase of Certification

| Agency | Agency Size | Group 1 Certified | Group 2 Certified | Group 3 Certified | Group 4 Certified | Group 5 Certified | Group 6 Certified | Re-Cert. Group |
|-------------------------------|-------------|-------------------|-------------------|-------------------|-------------------|-------------------|-------------------|----------------|
| Brown County Sheriff's Office | 46 | ✓ | ✓ | ✓ | ✓ | | | ✓ |
| Mount Orab Police Department | 20 | ✓ | ✓ | | ✓ | | | |

Butler County

390,357

Population
(2020)

100%

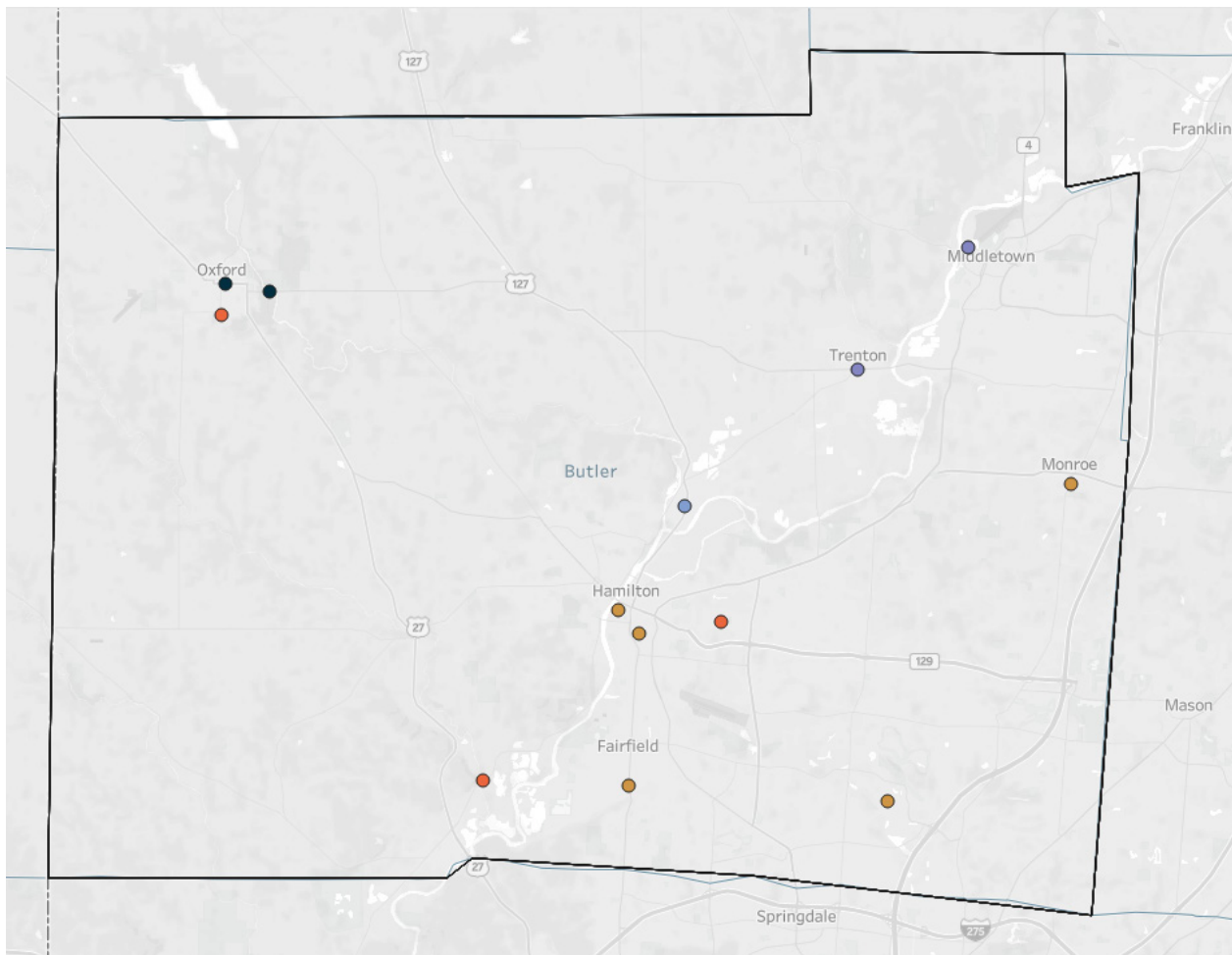
% Population Covered by
Law Enforcement Agencies
in any Phase of Certification

14

Law Enforcement
Agencies in County

13

Law Enforcement
Agencies in any
Phase of Certification



93%

% Law Enforcement Agencies in any Phase of Certification

773

Law Enforcement Officers in County

771

Officers in County in any Phase of Certification

100%

% Officers in County in any Phase of Certification

| Agency | Agency Size | Group 1 Certified | Group 2 Certified | Group 3 Certified | Group 4 Certified | Group 5 Certified | Group 6 Certified | Re-Cert. Group |
|---|-------------|-------------------|-------------------|-------------------|-------------------|-------------------|-------------------|----------------|
| Butler County Sheriff's Office | 232 | ✓ | ✓ | ✓ | ✓ | ✓ | ✓ | ✓ |
| Fairfield Police Department | 67 | ✓ | ✓ | ✓ | ✓ | ✓ | ✓ | ✓ |
| Fairfield Township Police Department - Butler | 29 | ✓ | ✓ | ✓ | ✓ | ✓ | | ✓ |
| Hamilton Police Department | 125 | ✓ | ✓ | ✓ | ✓ | ✓ | ✓ | ✓ |
| Miami University Police Department | 25 | ✓ | ✓ | ✓ | | | | ✓ |
| Middletown Police Department | 82 | ✓ | ✓ | ✓ | ✓ | | | |
| Monroe Police Department | 39 | ✓ | ✓ | ✓ | ✓ | ✓ | ✓ | |
| New Miami Police Department | 8 | ✓ | | | | | | |
| Oxford Police Department | 30 | ✓ | ✓ | ✓ | | | | ✓ |
| Oxford Township Police Department | 13 | ✓ | ✓ | ✓ | ✓ | ✓ | | ✓ |
| Ross Township Police Department | 14 | ✓ | ✓ | ✓ | ✓ | ✓ | | ✓ |
| Trenton Police Department | 18 | ✓ | ✓ | ✓ | ✓ | | | |
| West Chester Police Department | 89 | ✓ | ✓ | ✓ | ✓ | ✓ | ✓ | ✓ |

Carroll County

26,721

Population
(2020)

100%

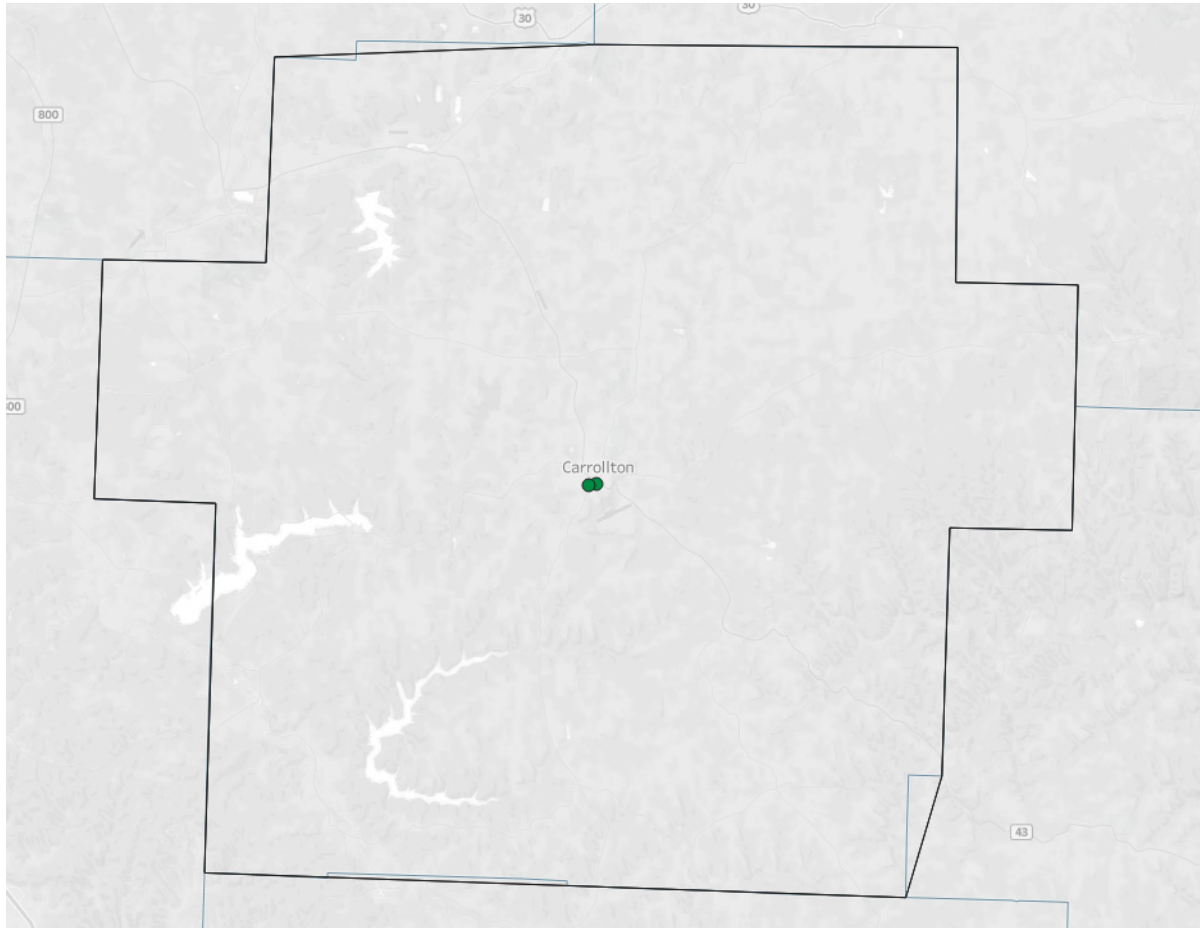
% Population Covered by
Law Enforcement Agencies
in any Phase of Certification

2

Law Enforcement
Agencies in County

2

Law Enforcement
Agencies in any
Phase of Certification



100%

% Law Enforcement Agencies in any Phase of Certification

75

Law Enforcement Officers in County

75

Officers in County in any Phase of Certification

100%

% Officers in County in any Phase of Certification

| Agency | Agency Size | Group 1 Certified | Group 2 Certified | Group 3 Certified | Group 4 Certified | Group 5 Certified | Group 6 Certified | Re-Cert. Group |
|---------------------------------|-------------|-------------------|-------------------|-------------------|-------------------|-------------------|-------------------|----------------|
| Carroll County Sheriff's Office | 68 | ✓ | ✓ | | | | | ✓ |
| Carrollton Police Department | 7 | ✓ | ✓ | | | | | |

Champaign County

38,714

Population
(2020)

96%

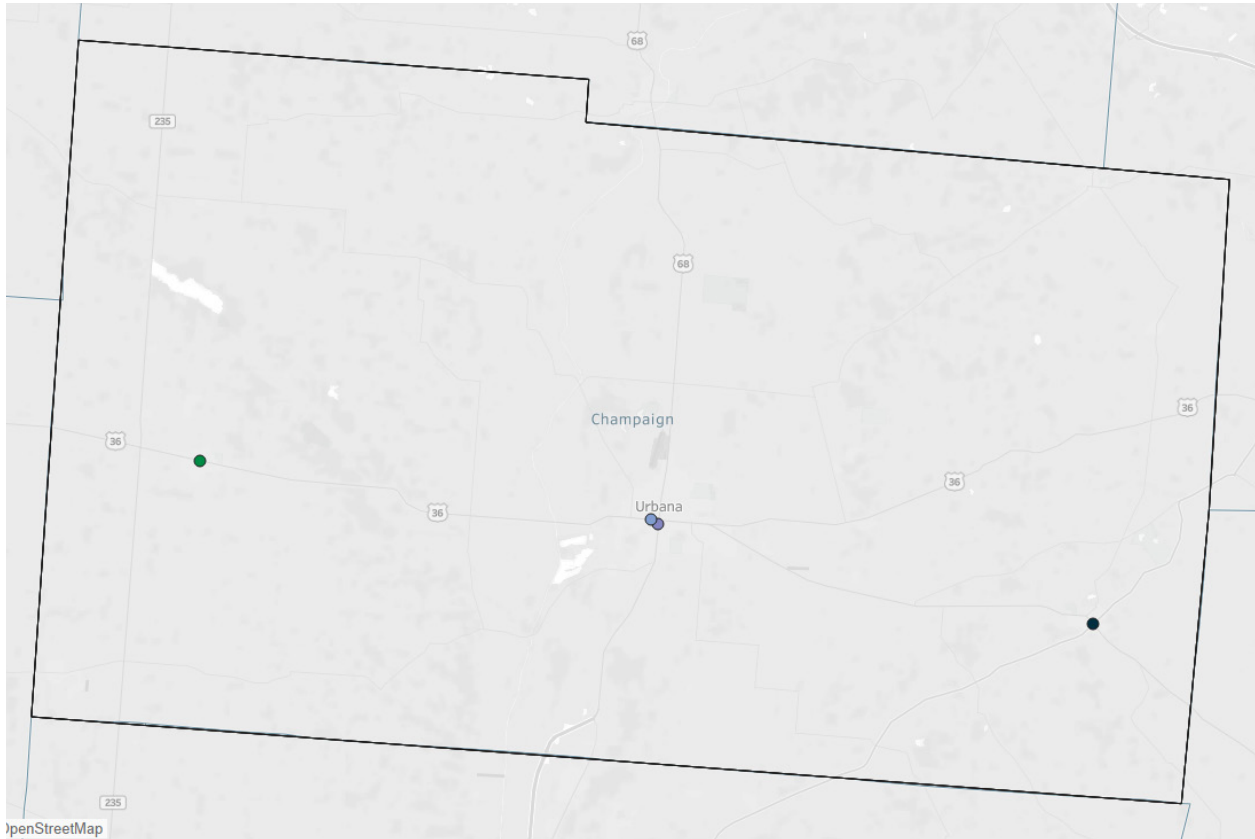
% Population Covered by
Law Enforcement Agencies
in any Phase of Certification

5

Law Enforcement
Agencies in County

4

Law Enforcement
Agencies in any
Phase of Certification



80%

% Law Enforcement Agencies in any Phase of Certification

93

Law Enforcement Officers in County

85

Officers in County in any Phase of Certification

91%

% Officers in County in any Phase of Certification

| Agency | Agency Size | Group 1 Certified | Group 2 Certified | Group 3 Certified | Group 4 Certified | Group 5 Certified | Group 6 Certified | Re-Cert. Group |
|-----------------------------------|-------------|-------------------|-------------------|-------------------|-------------------|-------------------|-------------------|----------------|
| Champaign County Sheriff's Office | 43 | ✓ | | | | | | ✓ |
| Mechanicsburg Police Department | 12 | ✓ | ✓ | ✓ | | | | ✓ |
| Saint Paris Police Department | 9 | ✓ | ✓ | | | | | |
| Urbana Police Department | 21 | ✓ | ✓ | ✓ | ✓ | | | ✓ |

Clark County

136,001

Population
(2020)

44%

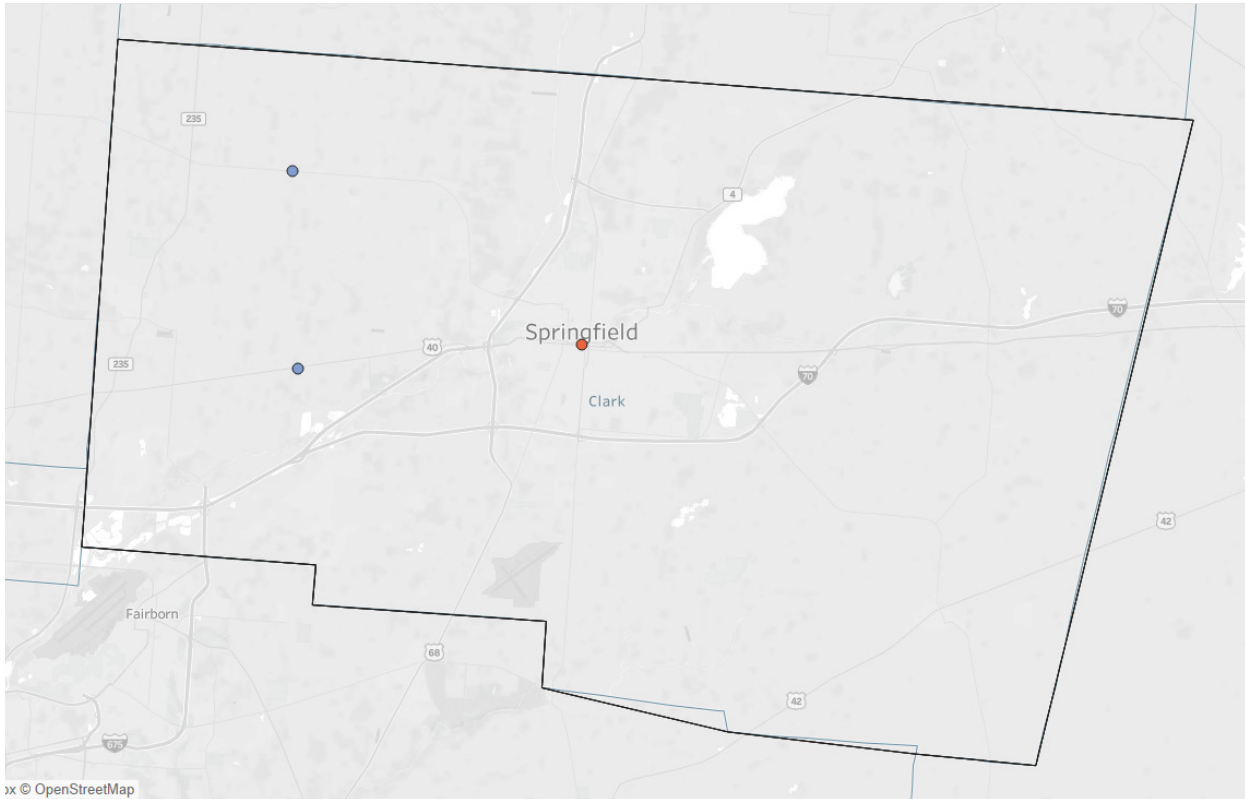
% Population Covered by
Law Enforcement Agencies
in any Phase of Certification

9

Law Enforcement
Agencies in County

3

Law Enforcement
Agencies in any
Phase of Certification



33%

% Law Enforcement Agencies in any Phase of Certification

306

Law Enforcement Officers in County

140

Officers in County in any Phase of Certification

46%

% Officers in County in any Phase of Certification

| Agency | Agency Size | Group 1 Certified | Group 2 Certified | Group 3 Certified | Group 4 Certified | Group 5 Certified | Group 6 Certified | Re-Cert. Group |
|---------------------------------|-------------|-------------------|-------------------|-------------------|-------------------|-------------------|-------------------|----------------|
| Donnelsville Police Department | 4 | ✓ | | | | | | |
| North Hampton Police Department | 6 | ✓ | | | | | | |
| Springfield Police Department | 130 | ✓ | ✓ | ✓ | ✓ | ✓ | | ✓ |

Clermont County

208,601

Population
(2020)

100%

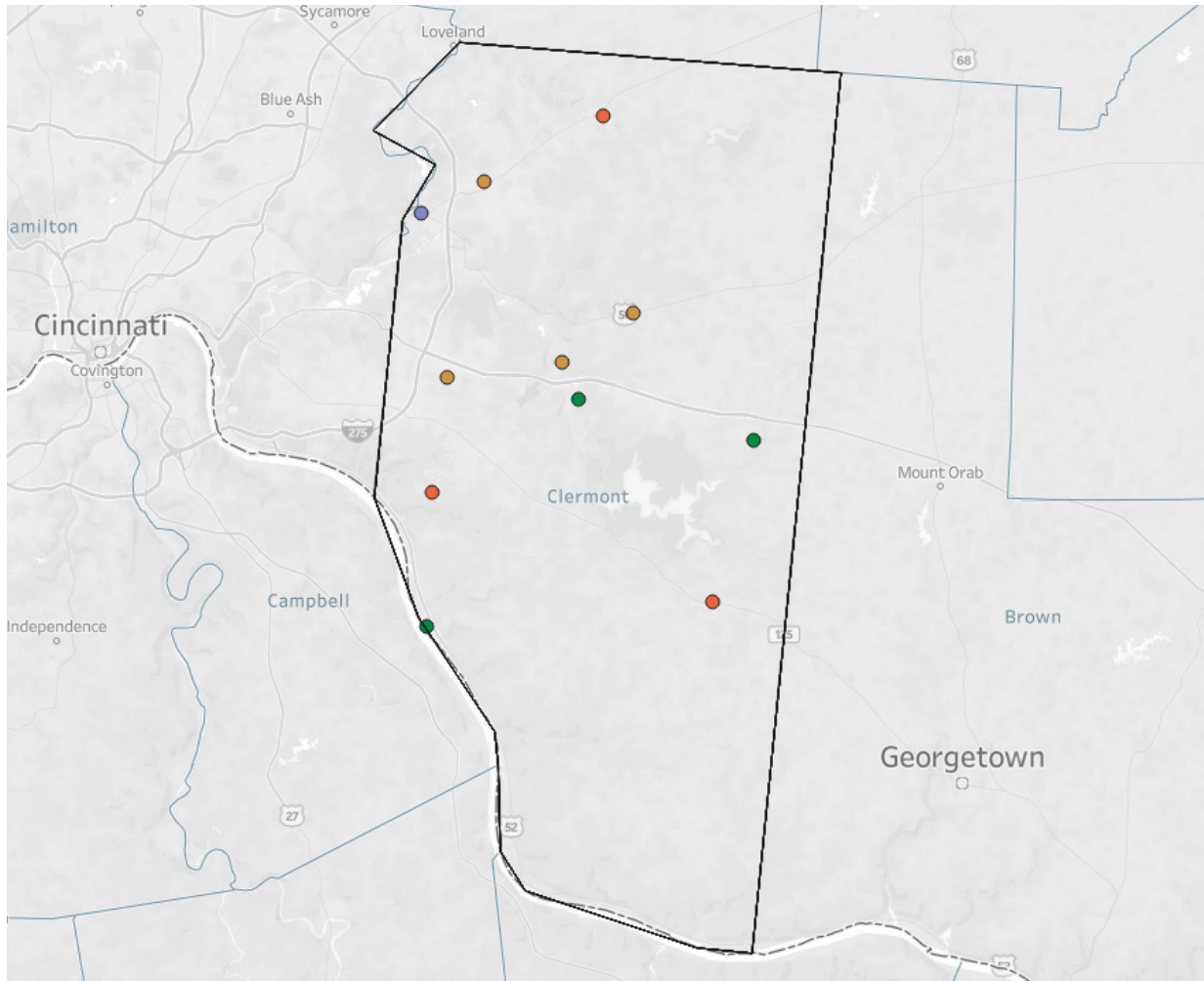
% Population Covered by
Law Enforcement Agencies
in any Phase of Certification

12

Law Enforcement
Agencies in County

11

Law Enforcement
Agencies in any
Phase of Certification



92%

% Law Enforcement Agencies in any Phase of Certification

338

Law Enforcement Officers in County

336

Officers in County in any Phase of Certification

99%

% Officers in County in any Phase of Certification

| Agency | Agency Size | Group 1 Certified | Group 2 Certified | Group 3 Certified | Group 4 Certified | Group 5 Certified | Group 6 Certified | Re-Cert. Group |
|--|-------------|-------------------|-------------------|-------------------|-------------------|-------------------|-------------------|----------------|
| Batavia Police Department | 8 | ✓ | ✓ | | | | | ✓ |
| Bethel Police Department | 10 | ✓ | ✓ | ✓ | ✓ | ✓ | | ✓ |
| Clermont County Sheriff's Office | 110 | ✓ | ✓ | ✓ | ✓ | ✓ | ✓ | ✓ |
| Goshen Township Police Department - Clermont | 23 | ✓ | ✓ | ✓ | ✓ | ✓ | | ✓ |
| Miami Township Police Department - Clermont | 45 | ✓ | ✓ | ✓ | ✓ | ✓ | ✓ | ✓ |
| Milford Police Department | 31 | ✓ | ✓ | ✓ | ✓ | | | ✓ |
| New Richmond Police Department | 10 | ✓ | ✓ | | | | | |
| Owensville Police Department | 13 | ✓ | ✓ | ✓ | ✓ | ✓ | ✓ | ✓ |
| Pierce Township Police Department | 18 | ✓ | ✓ | ✓ | ✓ | ✓ | | ✓ |
| Union Township Police Department - Clermont | 59 | ✓ | ✓ | ✓ | ✓ | ✓ | ✓ | |
| Williamsburg Police Department | 9 | ✓ | ✓ | | | | | ✓ |

Clinton County

42,018

Population
(2020)

94%

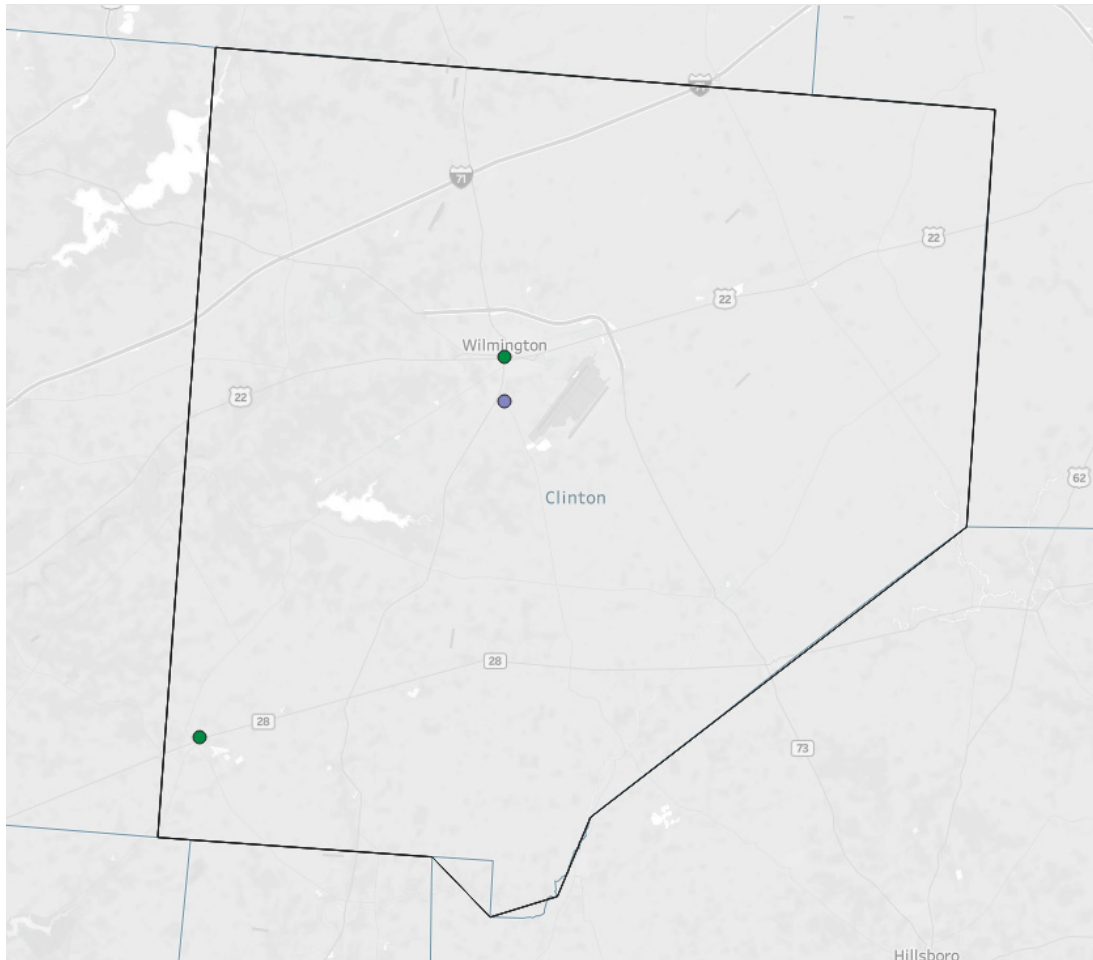
% Population Covered by
Law Enforcement Agencies
in any Phase of Certification

5

Law Enforcement
Agencies in County

3

Law Enforcement
Agencies in any
Phase of Certification



60%

% Law Enforcement Agencies in any Phase of Certification

81

Law Enforcement Officers in County

68

Officers in County in any Phase of Certification

84%

% Officers in County in any Phase of Certification

| Agency | Agency Size | Group 1 Certified | Group 2 Certified | Group 3 Certified | Group 4 Certified | Group 5 Certified | Group 6 Certified | Re-Cert. Group |
|---------------------------------|-------------|-------------------|-------------------|-------------------|-------------------|-------------------|-------------------|----------------|
| Blanchester Police Department | 9 | ✓ | ✓ | | | | | |
| Clinton County Sheriff's Office | 36 | ✓ | ✓ | ✓ | ✓ | | | ✓ |
| Wilmington Police Department | 23 | ✓ | ✓ | | | | | ✓ |

Columbiana County

101,877

Population
(2020)

53%

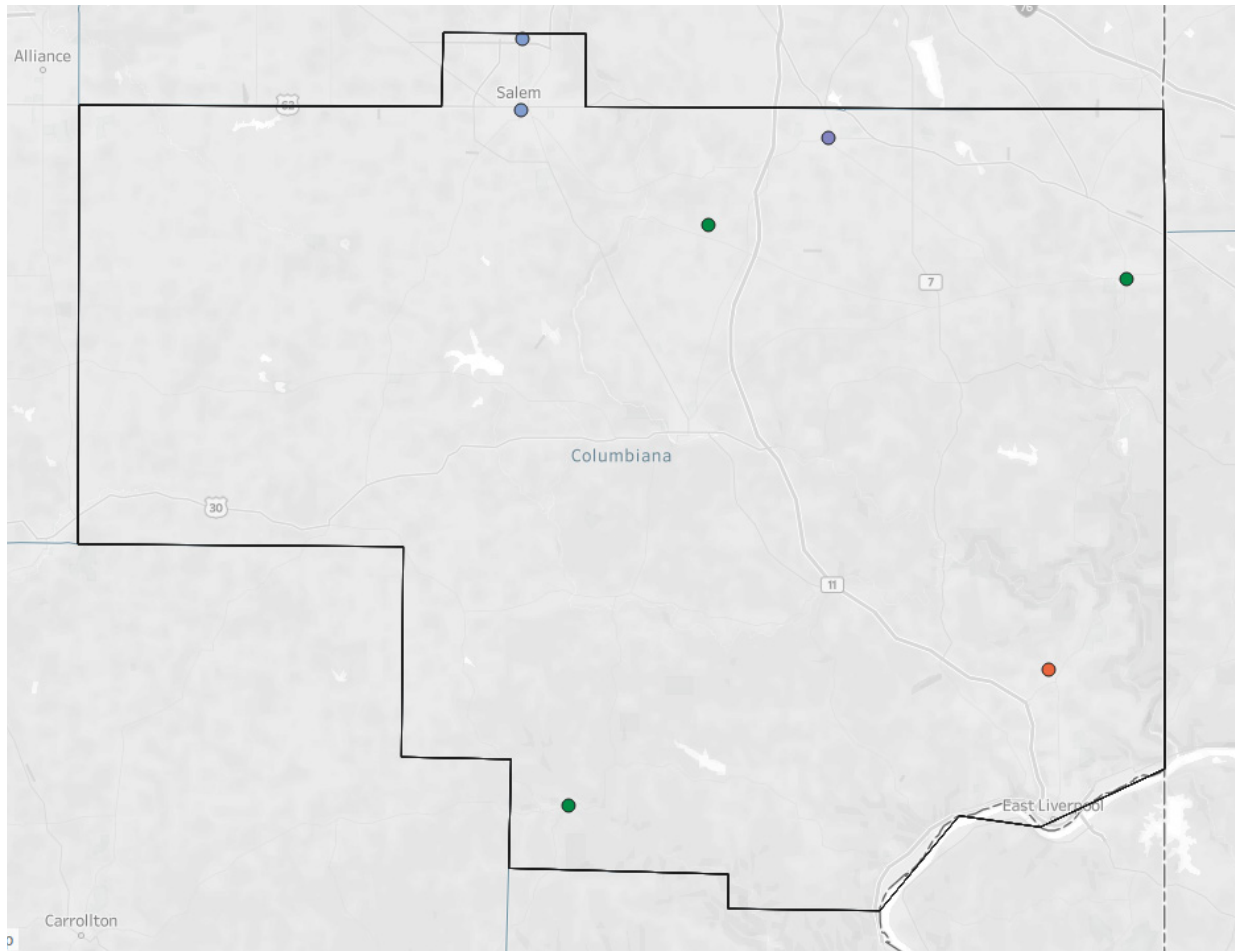
% Population Covered by
Law Enforcement Agencies
in any Phase of Certification

17

Law Enforcement
Agencies in County

7

Law Enforcement
Agencies in any
Phase of Certification



41%

% Law Enforcement Agencies in any Phase of Certification

263

Law Enforcement Officers in County

120

Officers in County in any Phase of Certification

46%

% Officers in County in any Phase of Certification

| Agency | Agency Size | Group 1 Certified | Group 2 Certified | Group 3 Certified | Group 4 Certified | Group 5 Certified | Group 6 Certified | Re-Cert. Group |
|---|-------------|-------------------|-------------------|-------------------|-------------------|-------------------|-------------------|----------------|
| Columbiana Police Department | 36 | ✓ | ✓ | | ✓ | | | |
| East Palestine Police Department | 13 | ✓ | ✓ | | | | | ✓ |
| Perry Township Police Department - Columbiana | 11 | ✓ | | | | | | |
| Saint Clair Township Police Department | 15 | ✓ | ✓ | ✓ | ✓ | ✓ | | |
| Salem Police Department | 35 | ✓ | | | | | | ✓ |
| Salem Township Police Department | 1 | ✓ | ✓ | | | | | ✓ |
| Salineville Police Department | 9 | ✓ | ✓ | In Process | In Process | | | |

Coshocton County

36,612

Population
(2020)

100%

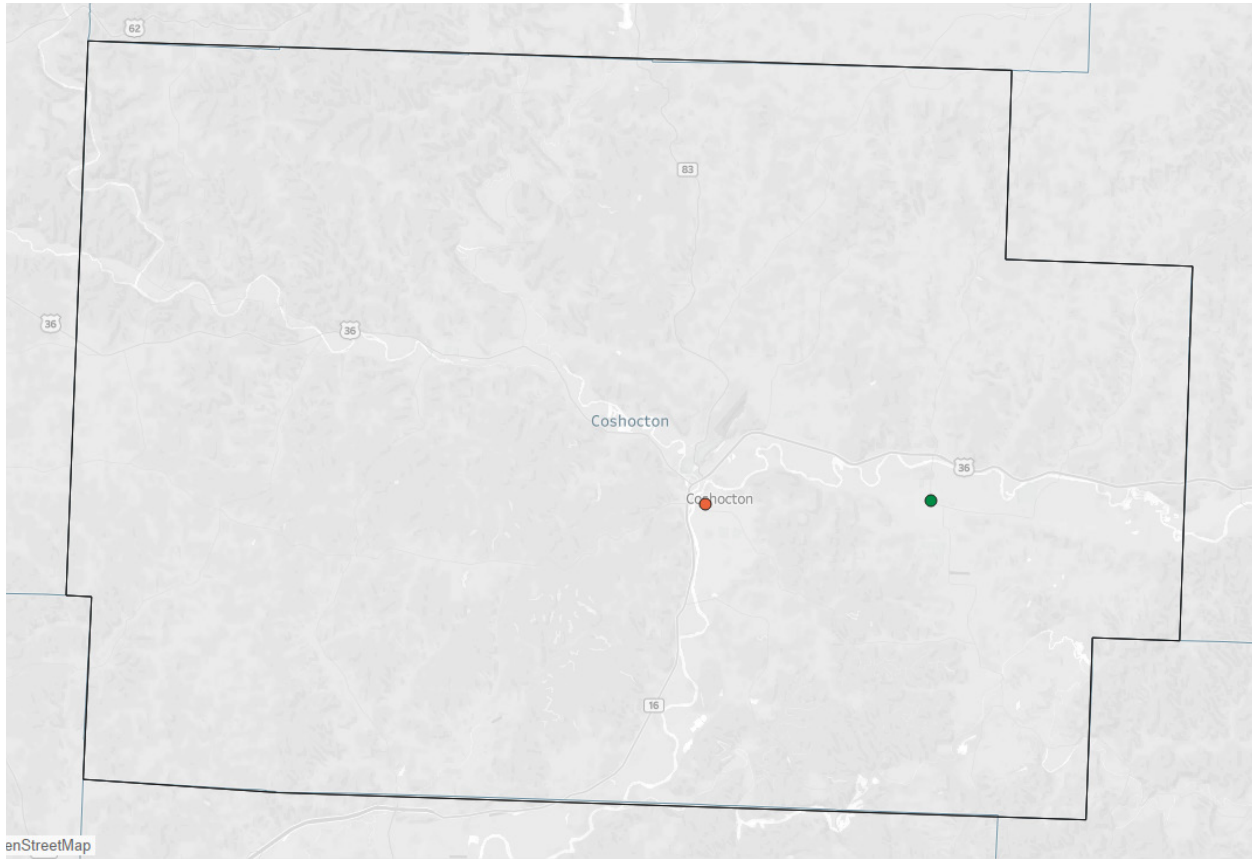
% Population Covered by
Law Enforcement Agencies
in any Phase of Certification

2

Law Enforcement
Agencies in County

2

Law Enforcement
Agencies in any
Phase of Certification



100%

% Law Enforcement Agencies in any Phase of Certification

84

Law Enforcement Officers in County

84

Officers in County in any Phase of Certification

100%

% Officers in County in any Phase of Certification

| Agency | Agency Size | Group 1 Certified | Group 2 Certified | Group 3 Certified | Group 4 Certified | Group 5 Certified | Group 6 Certified | Re-Cert. Group |
|-----------------------------------|-------------|-------------------|-------------------|-------------------|-------------------|-------------------|-------------------|----------------|
| Coshocton County Sheriff's Office | 74 | ✓ | ✓ | ✓ | ✓ | ✓ | | |
| West Lafayette Police Department | 10 | ✓ | ✓ | | | | | ✓ |

Crawford County

42,025

Population
(2020)

100%

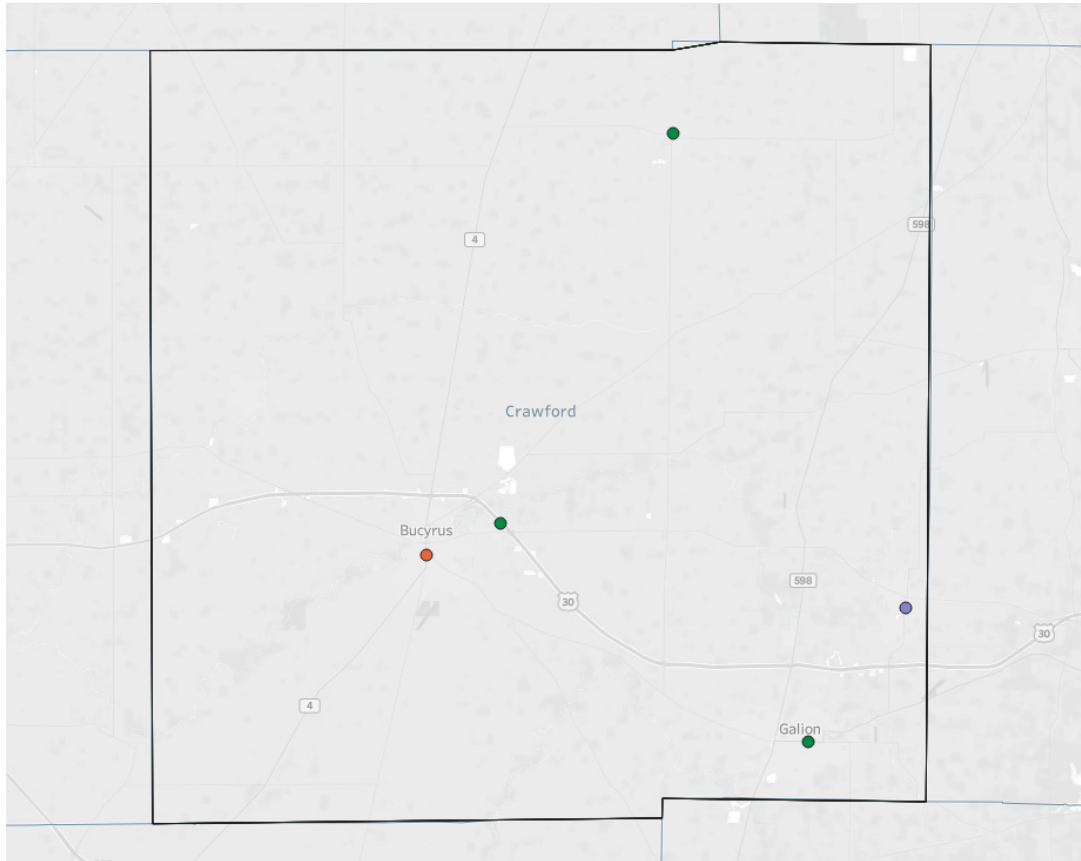
% Population Covered by
Law Enforcement Agencies
in any Phase of Certification

5

Law Enforcement
Agencies in County

5

Law Enforcement
Agencies in any
Phase of Certification



100%

% Law Enforcement Agencies in any Phase of Certification

127

Law Enforcement Officers in County

127

Officers in County in any Phase of Certification

100%

% Officers in County in any Phase of Certification

| Agency | Agency Size | Group 1 Certified | Group 2 Certified | Group 3 Certified | Group 4 Certified | Group 5 Certified | Group 6 Certified | Re-Cert. Group |
|----------------------------------|-------------|-------------------|-------------------|-------------------|-------------------|-------------------|-------------------|----------------|
| Bucyrus Police Department | 29 | ✓ | ✓ | ✓ | ✓ | ✓ | | ✓ |
| Crawford County Sheriff's Office | 52 | ✓ | ✓ | | | | | |
| Crestline Police Department | 19 | ✓ | ✓ | ✓ | ✓ | | | ✓ |
| Galion Police Department | 20 | ✓ | ✓ | | | | | |
| New Washington Police Department | 7 | ✓ | ✓ | | | | | ✓ |

Cuyahoga County

1,264,817

Population
(2020)

95%

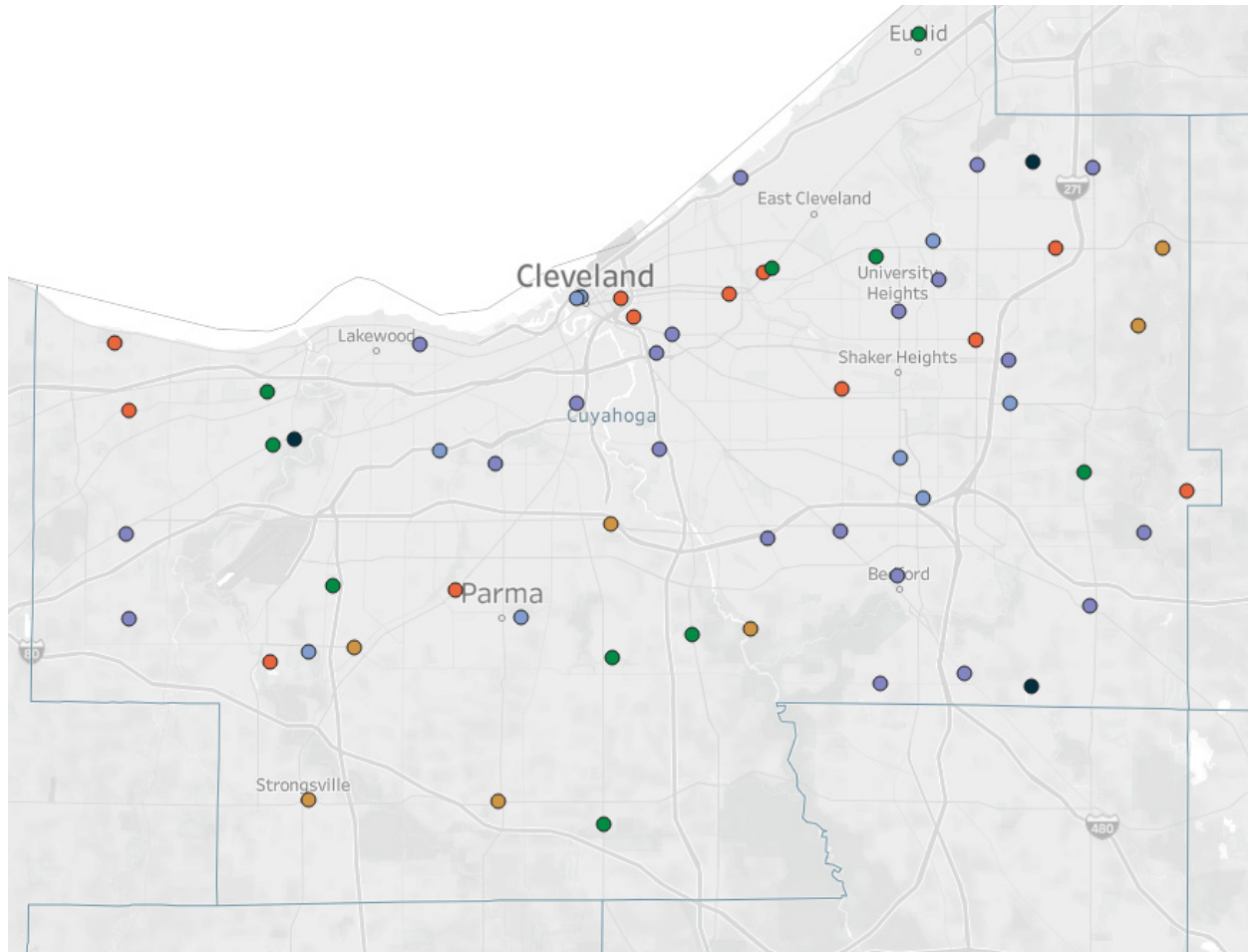
% Population Covered by
Law Enforcement Agencies
in any Phase of Certification

70

Law Enforcement
Agencies in County

62

Law Enforcement
Agencies in any
Phase of Certification



The Cleveland Police Department and the Cuyahoga County Sheriff's Office are in close proximity to each other.

89%

% Law Enforcement
Agencies in any
Phase of Certification

4452

Law Enforcement
Officers
in County

4188

Officers in County in
any Phase of Certification

94%

% Officers in County in
any Phase of Certification

| Agency | Agency Size | Group 1 Certified | Group 2 Certified | Group 3 Certified | Group 4 Certified | Group 5 Certified | Group 6 Certified | Re-Cert. Group |
|---|-------------|-------------------|-------------------|-------------------|-------------------|-------------------|-------------------|----------------|
| Bay Village Police Department | 41 | ✓ | ✓ | ✓ | ✓ | ✓ | | |
| Beachwood Police Department | 56 | ✓ | ✓ | ✓ | ✓ | ✓ | | |
| Bedford Police Department | 36 | ✓ | ✓ | ✓ | ✓ | | | ✓ |
| Bentleyville Police Department | 12 | ✓ | ✓ | ✓ | ✓ | | | ✓ |
| Berea Police Department | 39 | ✓ | ✓ | ✓ | ✓ | ✓ | | ✓ |
| Bratenahl Police Department | 17 | ✓ | ✓ | ✓ | ✓ | | | |
| Broadview Heights Police Department | 32 | ✓ | ✓ | | | | | ✓ |
| Brook Park Police Department | 47 | ✓ | ✓ | | In Process | | | ✓ |
| Brooklyn Heights Police Department | 26 | ✓ | ✓ | ✓ | ✓ | ✓ | ✓ | |
| Brooklyn Police Department | 47 | ✓ | ✓ | ✓ | ✓ | | | |
| Case Western Reserve University Police Department | 31 | ✓ | ✓ | ✓ | ✓ | ✓ | | ✓ |
| Chagrin Falls Police Department | 18 | ✓ | ✓ | ✓ | ✓ | ✓ | | ✓ |
| Cleveland Clinic Police Department | 165 | ✓ | ✓ | ✓ | ✓ | ✓ | | ✓ |
| Cleveland Heights Police Department | 105 | ✓ | ✓ | | | | | ✓ |
| Cleveland Metroparks Police Department | 87 | ✓ | ✓ | ✓ | | | | ✓ |
| Cleveland Police Department | 1,220 | ✓ | | | | | | ✓ |
| Cleveland State University Police Department | 28 | ✓ | ✓ | ✓ | ✓ | ✓ | | ✓ |
| Cuyahoga Community College Police Department | 54 | ✓ | ✓ | ✓ | ✓ | ✓ | | ✓ |
| Cuyahoga County Sheriff's Office | 214 | ✓ | | | | | | |
| Cuyahoga Metropolitan Housing Authority Police Department | 78 | ✓ | ✓ | ✓ | ✓ | | | ✓ |
| Euclid Police Department | 99 | ✓ | ✓ | | | | | ✓ |
| Fairview Park Police Department | 45 | ✓ | ✓ | | | | | |
| Garfield Heights Police Department | 77 | ✓ | ✓ | ✓ | ✓ | | | ✓ |
| Gates Mills Village Police Department | 21 | ✓ | ✓ | ✓ | ✓ | ✓ | ✓ | ✓ |
| Glenwillow Police Department | 23 | ✓ | ✓ | ✓ | | | | ✓ |

Cuyahoga County *Continued*

1,264,817

Population
(2020)

95%

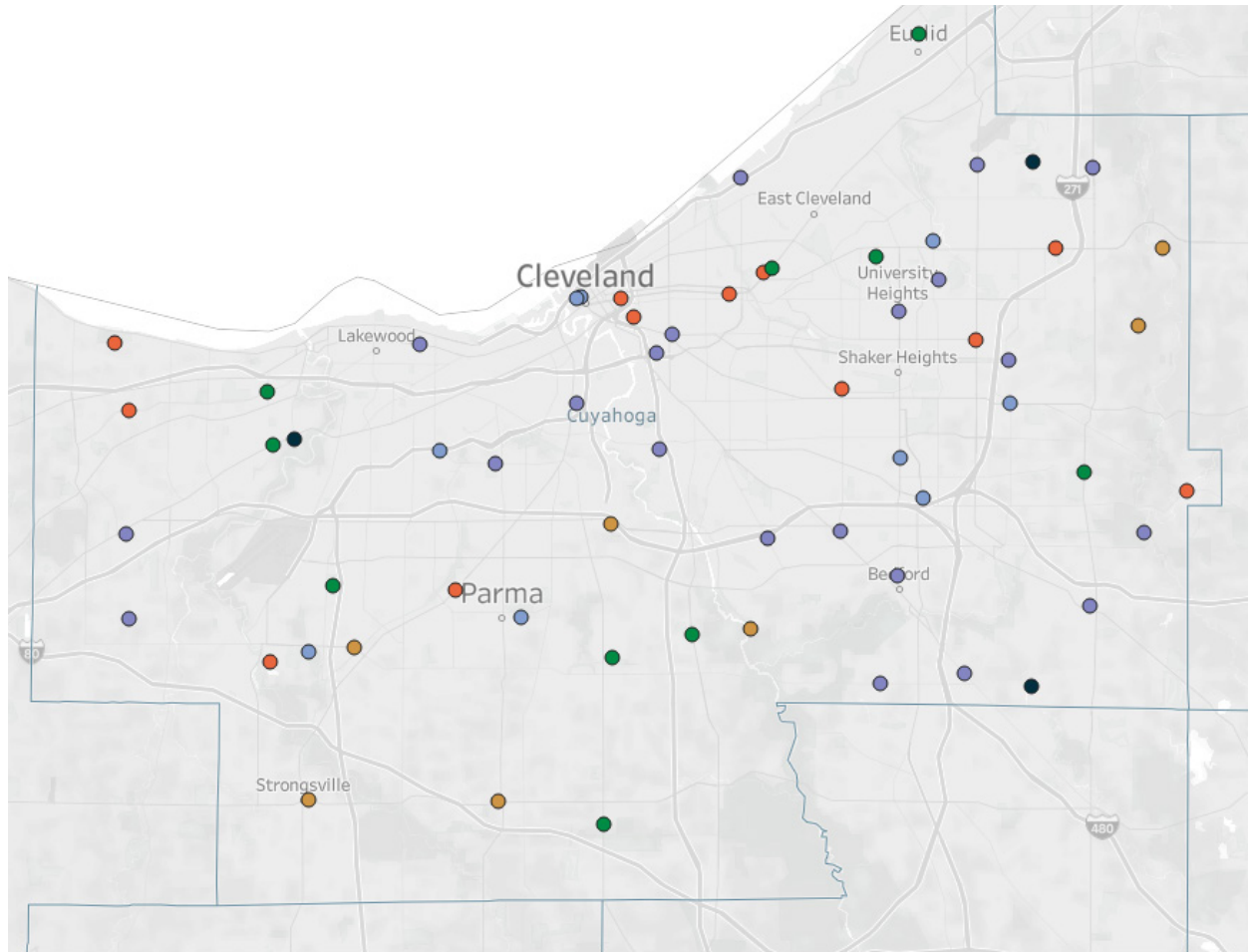
% Population Covered by
Law Enforcement Agencies
in any Phase of Certification

70

Law Enforcement
Agencies in County

62

Law Enforcement
Agencies in any
Phase of Certification



The Cleveland Police Department and the Cuyahoga County Sheriff's Office are in close proximity to each other.

89%

% Law Enforcement Agencies in any Phase of Certification

4452

Law Enforcement Officers in County

4188

Officers in County in any Phase of Certification

94%

% Officers in County in any Phase of Certification

| Agency | Agency Size | Group 1 Certified | Group 2 Certified | Group 3 Certified | Group 4 Certified | Group 5 Certified | Group 6 Certified | Re-Cert. Group |
|--|-------------|-------------------|-------------------|-------------------|-------------------|-------------------|-------------------|----------------|
| Greater Cleveland Regional Transit Authority | 102 | ✓ | ✓ | ✓ | ✓ | | | ✓ |
| Highland Heights Police Department | 34 | ✓ | ✓ | ✓ | | | | ✓ |
| Hunting Valley Police Department | 16 | ✓ | ✓ | ✓ | ✓ | ✓ | ✓ | ✓ |
| Independence Police Department | 38 | ✓ | ✓ | | | | | |
| Lakewood Police Department | 107 | ✓ | ✓ | | ✓ | | | ✓ |
| Linndale Village Police Department | 14 | ✓ | | | | | | |
| Maple Heights Police Department | 51 | ✓ | ✓ | | ✓ | | | |
| Mayfield Heights Police Department | 58 | ✓ | ✓ | ✓ | ✓ | ✓ | | ✓ |
| Mayfield Village Police Department | 28 | ✓ | ✓ | ✓ | ✓ | | | ✓ |
| MetroHealth Police Department | 63 | ✓ | ✓ | ✓ | ✓ | | | |
| Middleburg Heights Police Department | 35 | ✓ | ✓ | ✓ | ✓ | ✓ | ✓ | ✓ |
| Moreland Hills Police Department | 17 | ✓ | ✓ | | | | | |
| Newburgh Heights Police Department | 26 | ✓ | ✓ | | ✓ | | | ✓ |
| North Olmsted Police Department | 65 | ✓ | ✓ | ✓ | ✓ | | | ✓ |
| North Randall Police Department | 25 | ✓ | | | | | | |
| North Royalton Police Department | 45 | ✓ | ✓ | ✓ | ✓ | ✓ | ✓ | ✓ |
| Notre Dame College Police Department | 18 | ✓ | ✓ | ✓ | ✓ | | | |
| Oakwood Village Police Department | 21 | ✓ | ✓ | ✓ | ✓ | | | |
| Olmsted Township Police Department | 20 | ✓ | ✓ | ✓ | ✓ | | | ✓ |
| Parma Heights Police Department | 37 | ✓ | ✓ | ✓ | ✓ | ✓ | | ✓ |
| Parma Police Department | 155 | ✓ | | | | | | ✓ |
| Pepper Pike Police Department | 15 | ✓ | ✓ | ✓ | ✓ | | | ✓ |
| Richmond Heights Police Department | 25 | ✓ | ✓ | | ✓ | | | ✓ |
| Rocky River Police Department | 42 | ✓ | ✓ | | | | | ✓ |
| Seven Hills Police Department | 21 | ✓ | ✓ | | | | | ✓ |
| Shaker Heights Police Department | 68 | ✓ | ✓ | ✓ | ✓ | ✓ | | ✓ |

Cuyahoga County *Continued*

1,264,817

Population
(2020)

95%

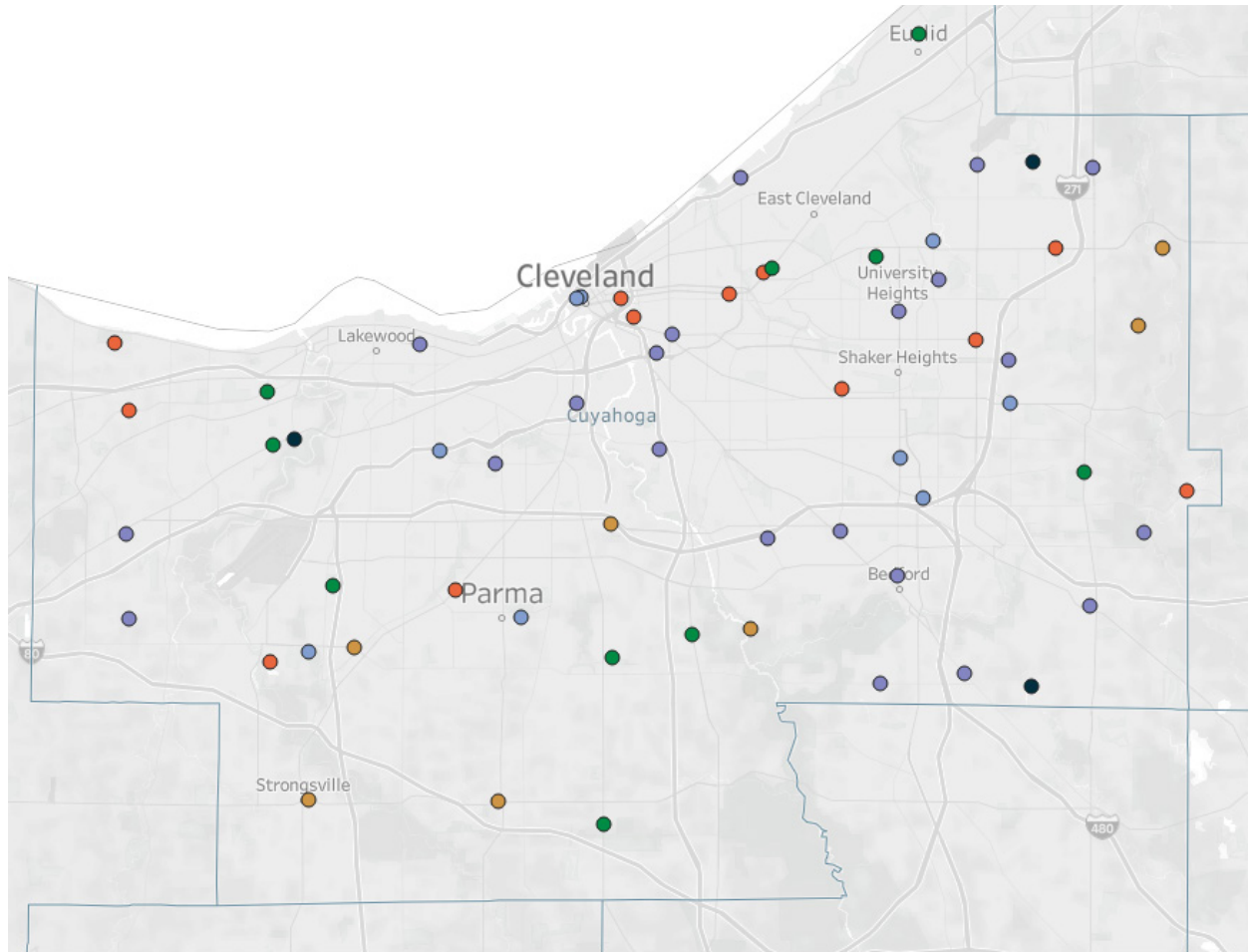
% Population Covered by
Law Enforcement Agencies
in any Phase of Certification

70

Law Enforcement
Agencies in County

62

Law Enforcement
Agencies in any
Phase of Certification



The Cleveland Police Department and the Cuyahoga County Sheriff's Office are in close proximity to each other.

89%

% Law Enforcement Agencies in any Phase of Certification

4452

Law Enforcement Officers in County

4188

Officers in County in any Phase of Certification

94%

% Officers in County in any Phase of Certification

| Agency | Agency Size | Group 1 Certified | Group 2 Certified | Group 3 Certified | Group 4 Certified | Group 5 Certified | Group 6 Certified | Re-Cert. Group |
|--|-------------|-------------------|-------------------|-------------------|-------------------|-------------------|-------------------|----------------|
| Solon Police Department | 66 | ✓ | ✓ | ✓ | ✓ | | | ✓ |
| South Euclid Police Department | 43 | ✓ | | | | | | ✓ |
| Southwest General Police Department | 19 | ✓ | | | | | | |
| Strongsville Police Department | 74 | ✓ | ✓ | ✓ | ✓ | ✓ | ✓ | ✓ |
| University Circle Police Department | 24 | ✓ | ✓ | | | | | ✓ |
| University Heights Police Department | 29 | ✓ | ✓ | ✓ | ✓ | | | ✓ |
| Valley View Police Department | 20 | ✓ | ✓ | ✓ | ✓ | ✓ | ✓ | ✓ |
| Walton Hills Police Department | 17 | ✓ | ✓ | ✓ | ✓ | | | ✓ |
| Warrensville Heights Police Department | 29 | ✓ | | | | | | |
| Westlake Police Department | 88 | ✓ | ✓ | ✓ | ✓ | ✓ | | ✓ |
| Woodmere Police Department | 15 | ✓ | | | | | | |

Darke County

51,881

Population
(2020)

93%

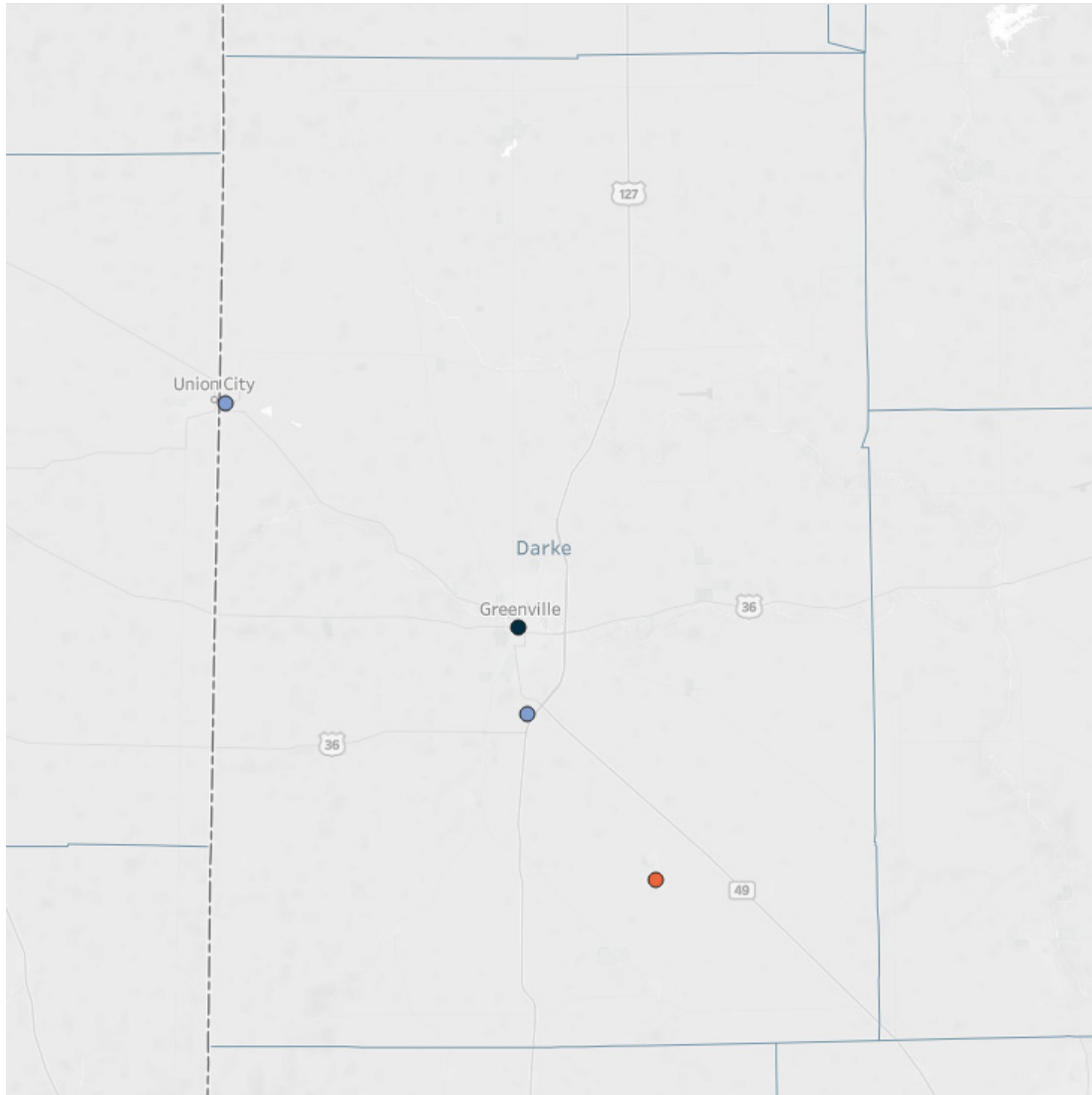
% Population Covered by
Law Enforcement Agencies
in any Phase of Certification

6

Law Enforcement
Agencies in County

4

Law Enforcement
Agencies in any
Phase of Certification



67%

% Law Enforcement Agencies in any Phase of Certification

78

Law Enforcement Officers in County

69

Officers in County in any Phase of Certification

88%

% Officers in County in any Phase of Certification

| Agency | Agency Size | Group 1 Certified | Group 2 Certified | Group 3 Certified | Group 4 Certified | Group 5 Certified | Group 6 Certified | Re-Cert. Group |
|-------------------------------|-------------|-------------------|-------------------|-------------------|-------------------|-------------------|-------------------|----------------|
| Arcanum Police Department | 7 | ✓ | ✓ | ✓ | ✓ | ✓ | | |
| Darke County Sheriff's Office | 33 | ✓ | | | | | | ✓ |
| Greenville Police Department | 22 | ✓ | ✓ | ✓ | | | | ✓ |
| Union City Police Department | 7 | ✓ | | | In Process | | | |

Defiance County

38,286

Population
(2020)

100%

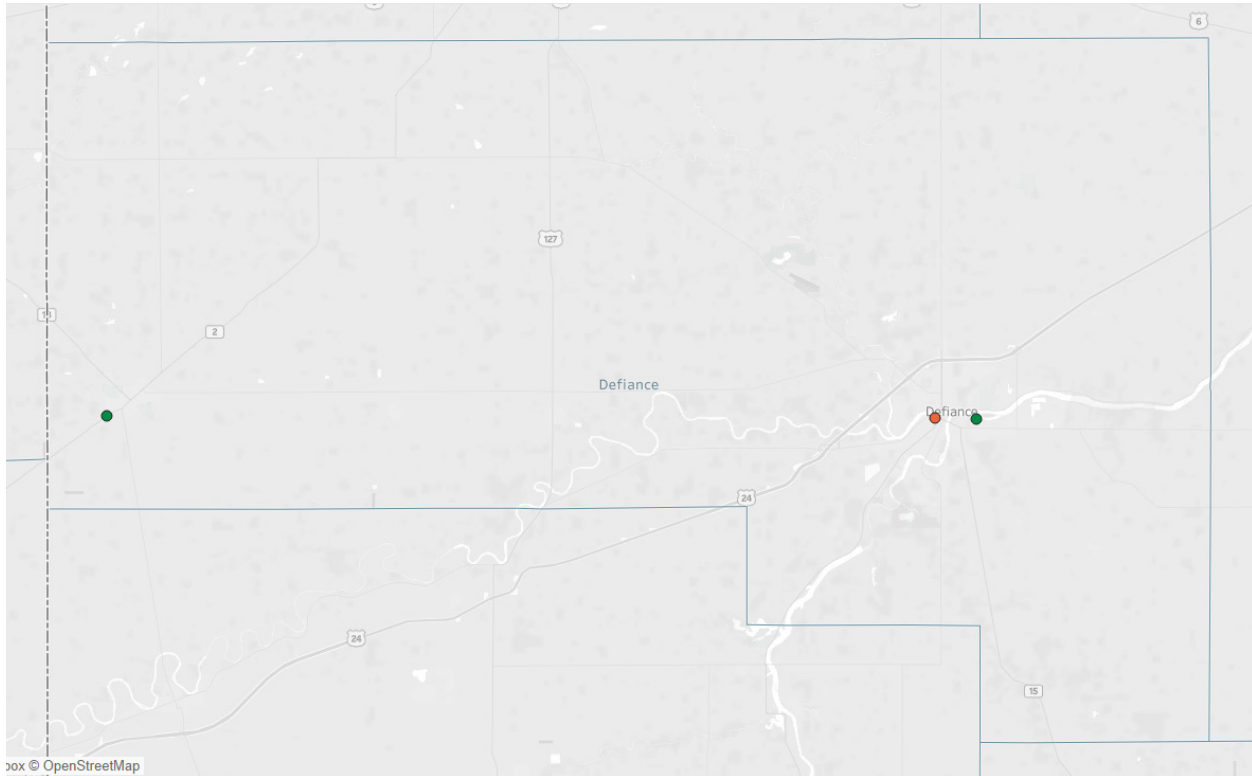
% Population Covered by
Law Enforcement Agencies
in any Phase of Certification

3

Law Enforcement
Agencies in County

3

Law Enforcement
Agencies in any
Phase of Certification



100%

% Law Enforcement Agencies in any Phase of Certification

88

Law Enforcement Officers in County

88

Officers in County in any Phase of Certification

100%

% Officers in County in any Phase of Certification

| Agency | Agency Size | Group 1 Certified | Group 2 Certified | Group 3 Certified | Group 4 Certified | Group 5 Certified | Group 6 Certified | Re-Cert. Group |
|----------------------------------|-------------|-------------------|-------------------|-------------------|-------------------|-------------------|-------------------|----------------|
| Defiance County Sheriff's Office | 41 | ✓ | ✓ | | | | | ✓ |
| Defiance Police Department | 36 | ✓ | ✓ | ✓ | ✓ | ✓ | | ✓ |
| Hicksville Police Department | 11 | ✓ | ✓ | | | | | |

Delaware County

214,124

Population
(2020)

96%

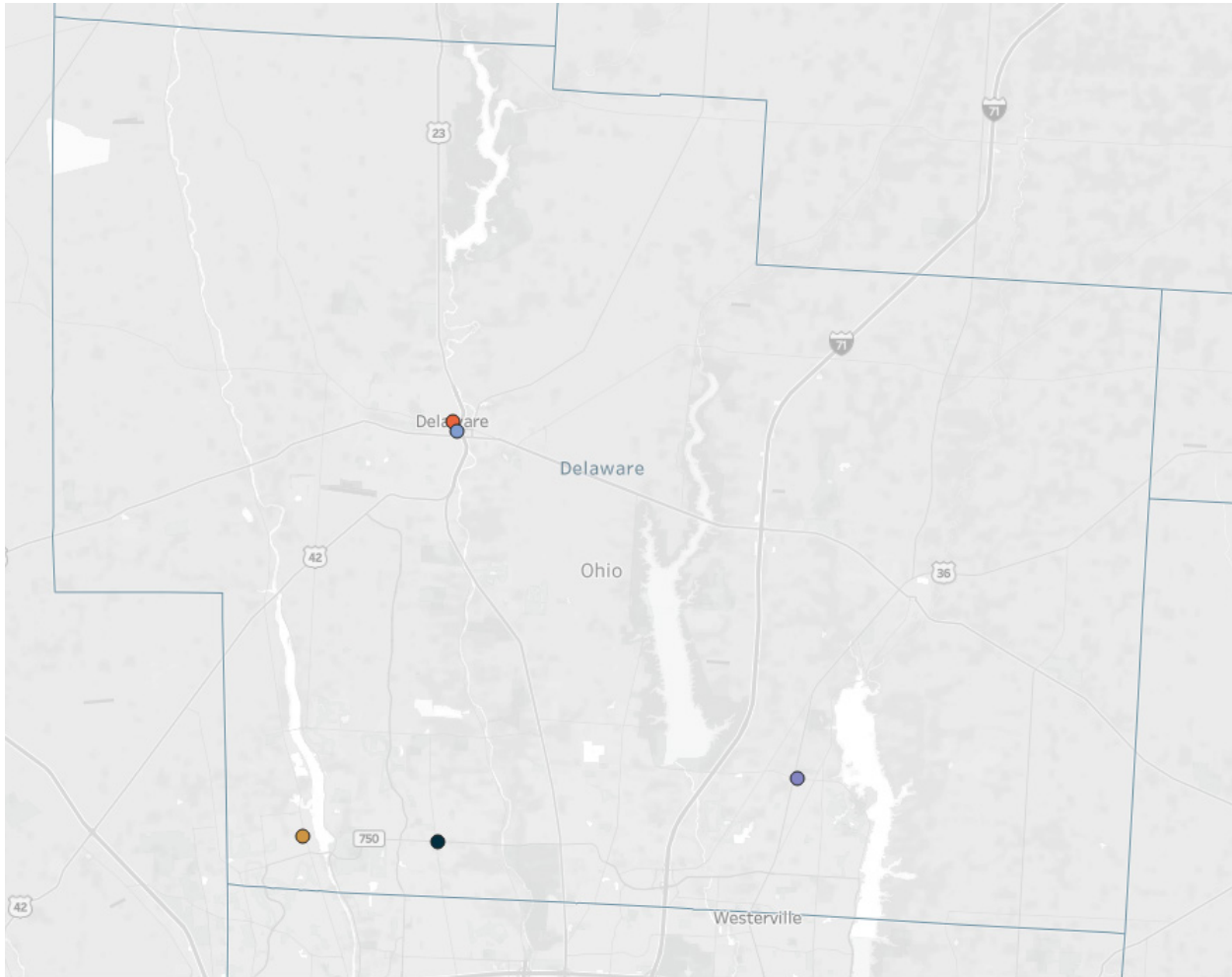
% Population Covered by
Law Enforcement Agencies
in any Phase of Certification

8

Law Enforcement
Agencies in County

5

Law Enforcement
Agencies in any
Phase of Certification



63%

% Law Enforcement Agencies in any Phase of Certification

280

Law Enforcement Officers in County

249

Officers in County in any Phase of Certification

89%

% Officers in County in any Phase of Certification

| Agency | Agency Size | Group 1 Certified | Group 2 Certified | Group 3 Certified | Group 4 Certified | Group 5 Certified | Group 6 Certified | Re-Cert. Group |
|----------------------------------|-------------|-------------------|-------------------|-------------------|-------------------|-------------------|-------------------|----------------|
| Delaware County Sheriff's Office | 127 | ✓ | ✓ | ✓ | ✓ | ✓ | | ✓ |
| Delaware Police Department | 58 | ✓ | | | | | | |
| Genoa Township Police Department | 30 | ✓ | ✓ | ✓ | ✓ | | | ✓ |
| Powell Police Department | 21 | ✓ | ✓ | ✓ | | | | ✓ |
| Shawnee Hills Police Department | 13 | ✓ | ✓ | ✓ | ✓ | ✓ | ✓ | ✓ |

Erie County

75,622

Population
(2020)

100%

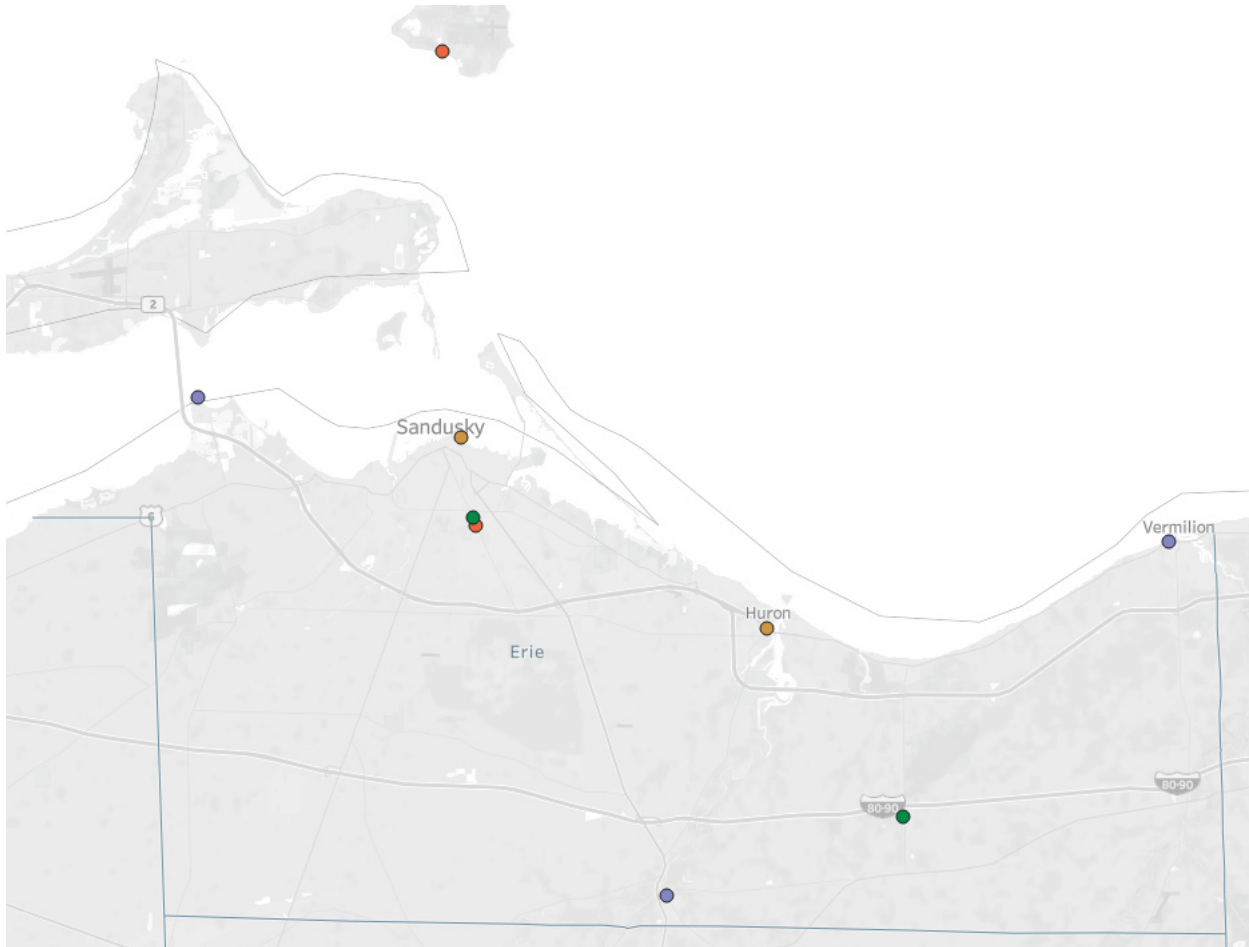
% Population Covered by
Law Enforcement Agencies
in any Phase of Certification

9

Law Enforcement
Agencies in County

9

Law Enforcement
Agencies in any
Phase of Certification



The Erie County Sheriff's Office and the Perkins Township Police Department are in close proximity to each other.

100%

% Law Enforcement Agencies in any Phase of Certification

208

Law Enforcement Officers in County

208

Officers in County in any Phase of Certification

100%

% Officers in County in any Phase of Certification

| Agency | Agency Size | Group 1 Certified | Group 2 Certified | Group 3 Certified | Group 4 Certified | Group 5 Certified | Group 6 Certified | Re-Cert. Group |
|------------------------------------|-------------|-------------------|-------------------|-------------------|-------------------|-------------------|-------------------|----------------|
| Bay View Police Department | 5 | ✓ | ✓ | ✓ | ✓ | | | ✓ |
| Berlin Heights Police Department | 6 | ✓ | ✓ | | | | | ✓ |
| Erie County Sheriff's Office | 57 | ✓ | ✓ | ✓ | ✓ | ✓ | | ✓ |
| Huron Police Department | 14 | ✓ | ✓ | ✓ | ✓ | ✓ | ✓ | |
| Kelleys Island Police Department | 7 | ✓ | ✓ | ✓ | ✓ | ✓ | | ✓ |
| Milan Police Department | 9 | ✓ | ✓ | | ✓ | | | ✓ |
| Perkins Township Police Department | 30 | ✓ | ✓ | | | | | In Process |
| Sandusky Police Department | 53 | ✓ | ✓ | ✓ | ✓ | ✓ | ✓ | ✓ |
| Vermilion Police Department | 27 | ✓ | ✓ | ✓ | ✓ | | | ✓ |

Fairfield County

158,921

Population
(2020)

83%

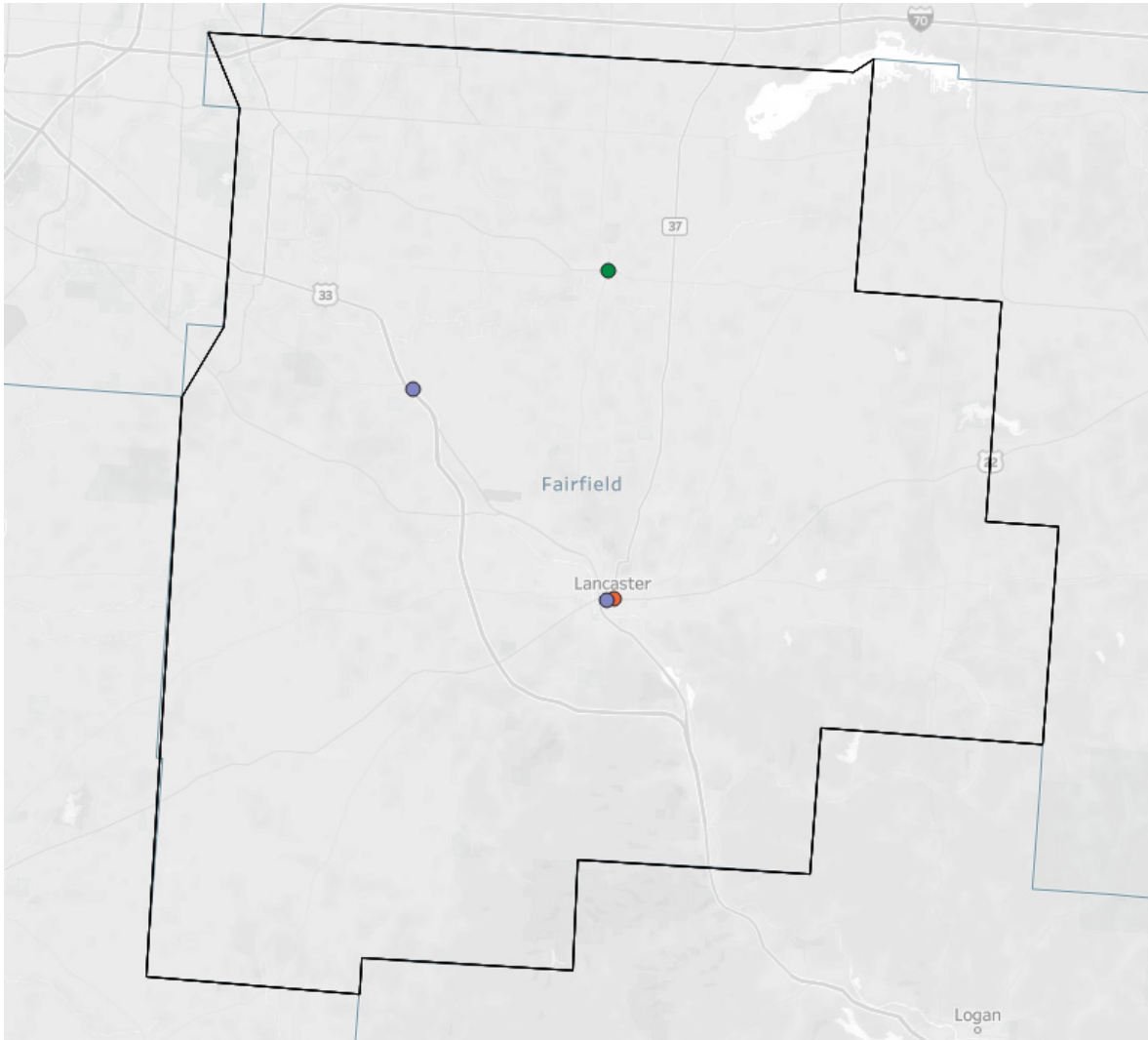
% Population Covered by
Law Enforcement Agencies
in any Phase of Certification

9

Law Enforcement
Agencies in County

4

Law Enforcement
Agencies in any
Phase of Certification



44%

% Law Enforcement Agencies in any Phase of Certification

333

Law Enforcement Officers in County

278

Officers in County in any Phase of Certification

83%

% Officers in County in any Phase of Certification

| Agency | Agency Size | Group 1 Certified | Group 2 Certified | Group 3 Certified | Group 4 Certified | Group 5 Certified | Group 6 Certified | Re-Cert. Group |
|-----------------------------------|-------------|-------------------|-------------------|-------------------|-------------------|-------------------|-------------------|----------------|
| Baltimore Police Department | 10 | ✓ | ✓ | | | | | |
| Carroll Police Department | 7 | ✓ | ✓ | ✓ | ✓ | | | |
| Fairfield County Sheriff's Office | 200 | ✓ | ✓ | ✓ | | ✓ | | ✓ |
| Lancaster Police Department | 61 | ✓ | ✓ | ✓ | ✓ | | | ✓ |

Fayette County

28,951

Population
(2020)

50%

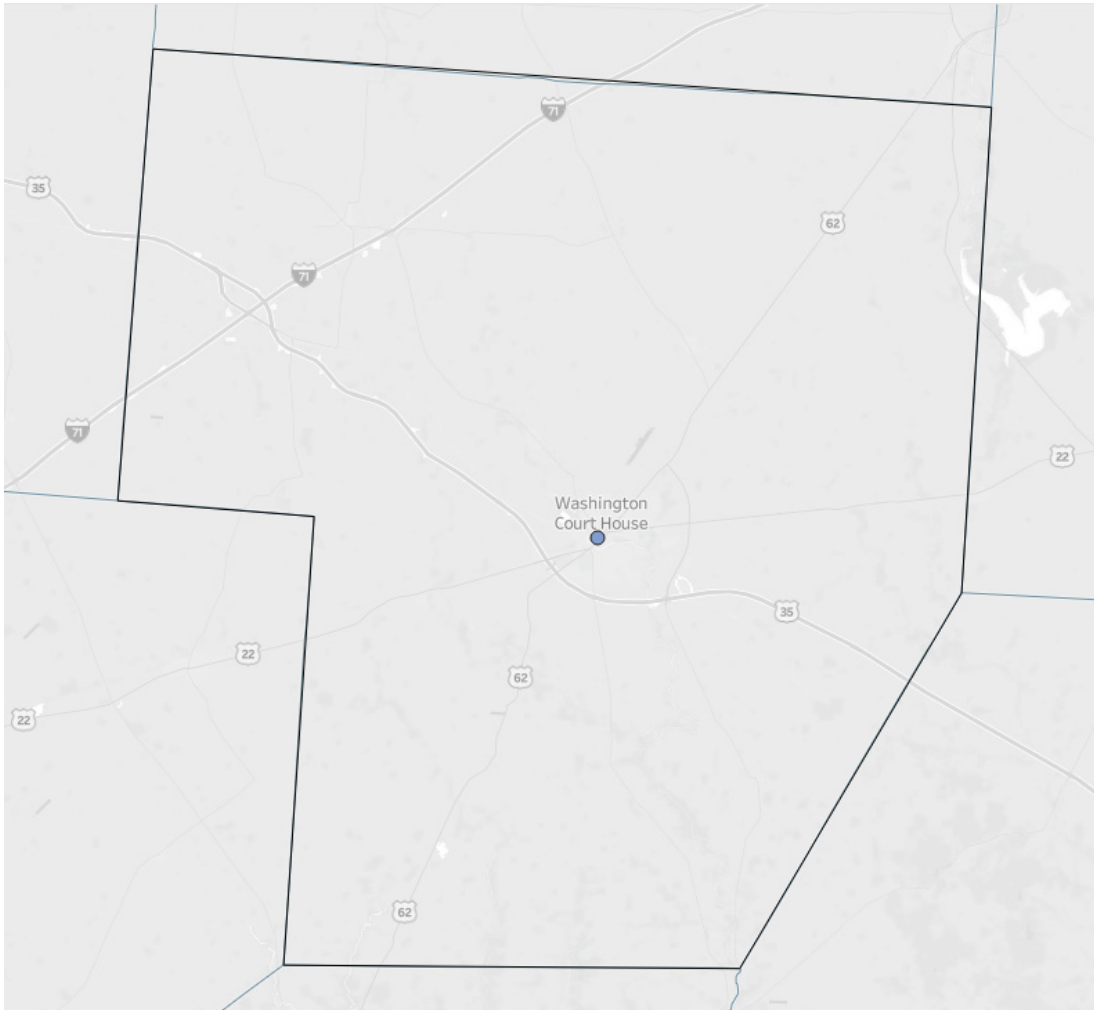
% Population Covered by
Law Enforcement Agencies
in any Phase of Certification

2

Law Enforcement
Agencies in County

1

Law Enforcement
Agencies in any
Phase of Certification



50%

% Law Enforcement Agencies in any Phase of Certification

67

Law Enforcement Officers in County

48

Officers in County in any Phase of Certification

72%

% Officers in County in any Phase of Certification

| Agency | Agency Size | Group 1 Certified | Group 2 Certified | Group 3 Certified | Group 4 Certified | Group 5 Certified | Group 6 Certified | Re-Cert. Group |
|---------------------------------|-------------|-------------------|-------------------|-------------------|-------------------|-------------------|-------------------|----------------|
| Fayette County Sheriff's Office | 48 | ✓ | | | | | | In Process |

Franklin County

1,323,807

Population
(2020)

99%

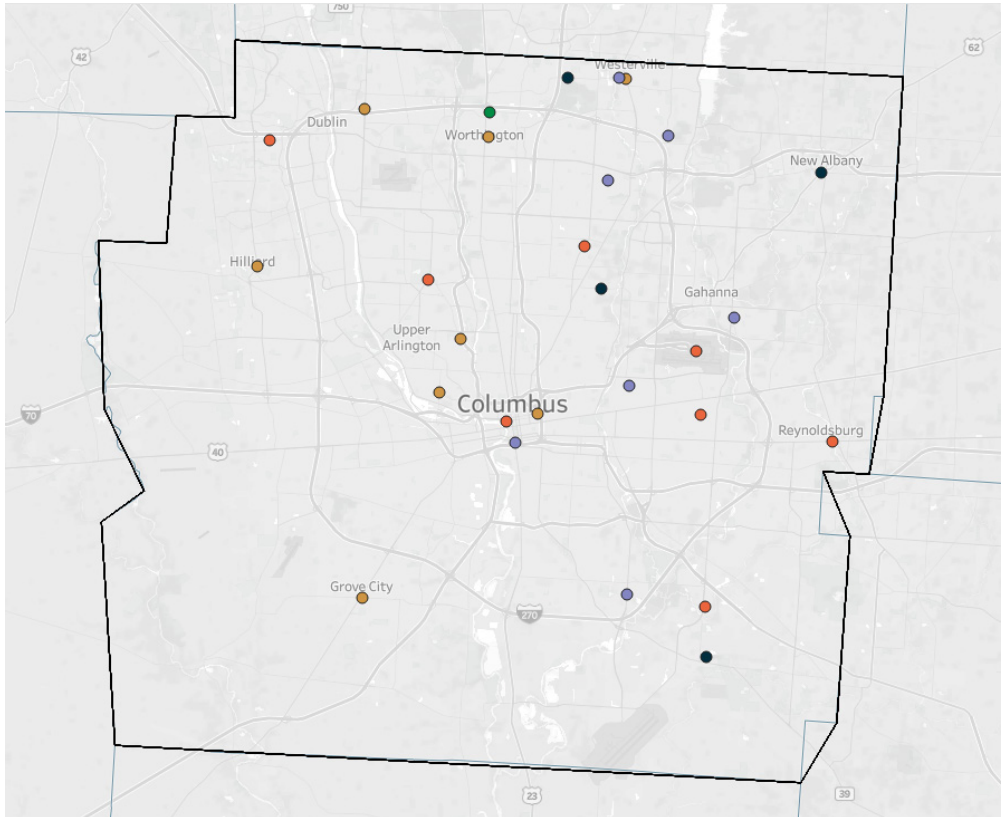
% Population Covered by
Law Enforcement Agencies
in any Phase of Certification

32

Law Enforcement
Agencies in County

28

Law Enforcement
Agencies in any
Phase of Certification



88%

% Law Enforcement
Agencies in any
Phase of Certification

3418

Law Enforcement
Officers
in County

3386

Officers in County in
any Phase of Certification

99%

% Officers in County in
any Phase of Certification

| Agency | Agency Size | Group 1 Certified | Group 2 Certified | Group 3 Certified | Group 4 Certified | Group 5 Certified | Group 6 Certified | Re-Cert. Group |
|--|-------------|-------------------|-------------------|-------------------|-------------------|-------------------|-------------------|----------------|
| Bexley Police Department | 38 | ✓ | ✓ | ✓ | ✓ | | | ✓ |
| Blendon Township Police Department | 15 | ✓ | ✓ | ✓ | ✓ | | | |
| Clinton Township Police Department | 14 | ✓ | ✓ | ✓ | ✓ | ✓ | | ✓ |
| Columbus and Franklin County Metro Parks | 52 | ✓ | ✓ | ✓ | | | | ✓ |
| Columbus Police Department | 1,722 | ✓ | ✓ | ✓ | ✓ | ✓ | | ✓ |
| Columbus Regional Airport Authority | 46 | ✓ | ✓ | ✓ | ✓ | ✓ | | ✓ |
| Columbus State Community College Police Department | 23 | ✓ | ✓ | ✓ | ✓ | ✓ | ✓ | ✓ |
| Dublin Police Department | 72 | ✓ | ✓ | ✓ | ✓ | ✓ | | ✓ |
| Franklin County Sheriff's Office | 625 | ✓ | ✓ | ✓ | ✓ | | | ✓ |
| Gahanna Police Department | 64 | ✓ | ✓ | ✓ | ✓ | | | ✓ |
| Grandview Heights Police Department | 23 | ✓ | ✓ | ✓ | ✓ | ✓ | ✓ | ✓ |
| Grove City Police Department | 64 | ✓ | ✓ | ✓ | ✓ | ✓ | ✓ | ✓ |
| Groveport Police Department | 26 | ✓ | ✓ | ✓ | | | | |
| Hilliard Police Department | 65 | ✓ | ✓ | ✓ | ✓ | ✓ | ✓ | ✓ |
| Madison Township Police Department - Franklin | 21 | ✓ | ✓ | ✓ | ✓ | ✓ | | ✓ |
| Mifflin Township Police Department | 6 | ✓ | ✓ | ✓ | | | | |
| Minerva Park Police Department | 11 | ✓ | ✓ | ✓ | ✓ | | | ✓ |
| New Albany Police Department | 24 | ✓ | ✓ | ✓ | | | | ✓ |
| Obetz Police Department | 20 | ✓ | ✓ | ✓ | ✓ | | | ✓ |
| Otterbein University Police Department | 10 | ✓ | ✓ | ✓ | ✓ | | | ✓ |
| Perry Township Police Department - Franklin | 22 | ✓ | ✓ | ✓ | ✓ | ✓ | ✓ | ✓ |
| Reynoldsburg Police Department | 76 | ✓ | ✓ | ✓ | ✓ | ✓ | In Process | ✓ |
| Sharon Township Police Department | 14 | ✓ | ✓ | | | | | ✓ |
| The Ohio State University Police Division | 73 | ✓ | ✓ | ✓ | ✓ | ✓ | ✓ | ✓ |
| Upper Arlington Police Department | 61 | ✓ | ✓ | ✓ | ✓ | ✓ | | ✓ |
| Westerville Police Department | 82 | ✓ | ✓ | ✓ | ✓ | ✓ | ✓ | ✓ |
| Whitehall Police Department | 78 | ✓ | ✓ | ✓ | ✓ | ✓ | | ✓ |
| Worthington Police Department | 39 | ✓ | ✓ | ✓ | ✓ | ✓ | ✓ | ✓ |

Fulton County

42,713

Population
(2020)

91%

% Population Covered by
Law Enforcement Agencies
in any Phase of Certification

6

Law Enforcement
Agencies in County

5

Law Enforcement
Agencies in any
Phase of Certification



83%

% Law Enforcement Agencies in any Phase of Certification

106

Law Enforcement Officers in County

94

Officers in County in any Phase of Certification

89%

% Officers in County in any Phase of Certification

| Agency | Agency Size | Group 1 Certified | Group 2 Certified | Group 3 Certified | Group 4 Certified | Group 5 Certified | Group 6 Certified | Re-Cert. Group |
|--------------------------------|-------------|-------------------|-------------------|-------------------|-------------------|-------------------|-------------------|----------------|
| Archbold Police Department | 18 | ✓ | ✓ | | | | | |
| Delta Police Department | 10 | ✓ | ✓ | ✓ | ✓ | ✓ | ✓ | |
| Fayette Police Department | 6 | ✓ | ✓ | | | | | ✓ |
| Fulton County Sheriff's Office | 31 | ✓ | ✓ | ✓ | ✓ | | | ✓ |
| Wauseon Police Department | 29 | ✓ | ✓ | | | | | ✓ |

Gallia County

29,220

Population
(2020)

98%

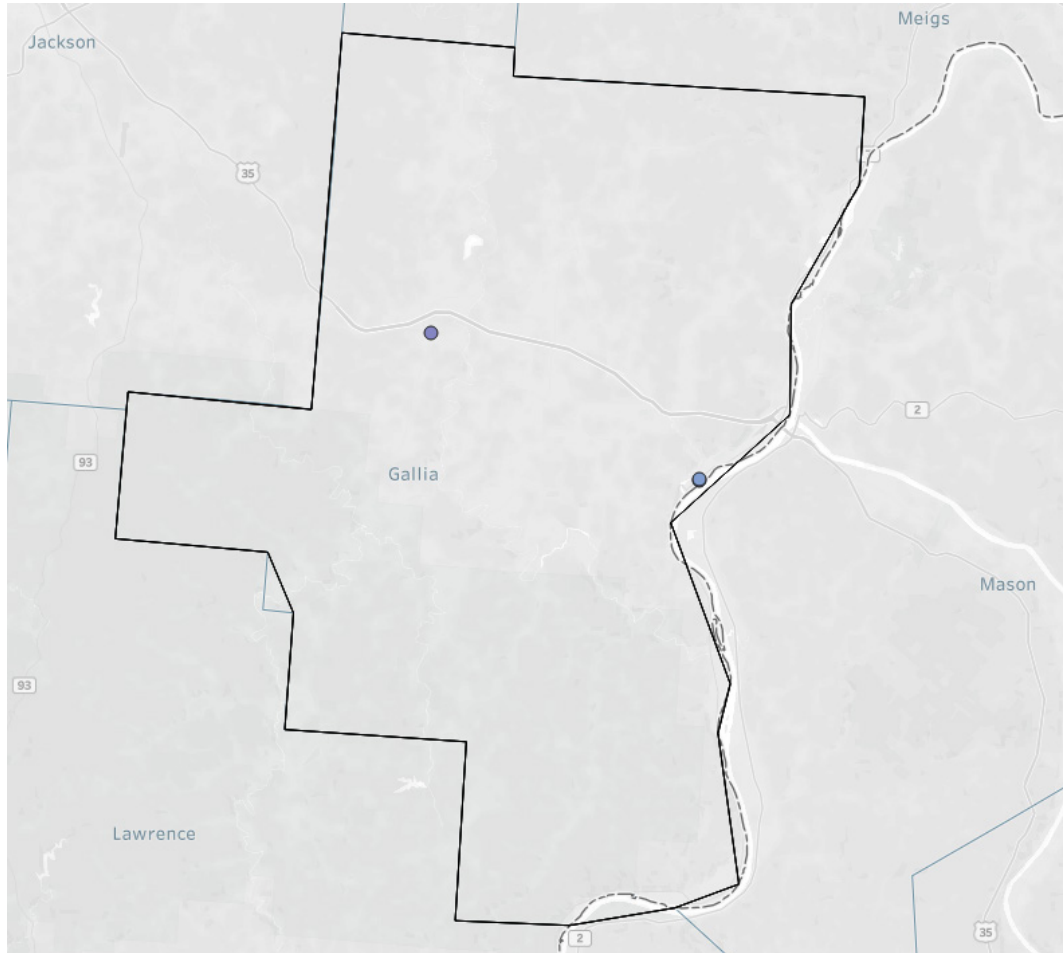
% Population Covered by
Law Enforcement Agencies
in any Phase of Certification

4

Law Enforcement
Agencies in County

3

Law Enforcement
Agencies in any
Phase of Certification



The Gallia County Sheriff's Office and Gallipolis Police Department are within close proximity to each other.

75%

% Law Enforcement Agencies in any Phase of Certification

153

Law Enforcement Officers in County

130

Officers in County in any Phase of Certification

85%

% Officers in County in any Phase of Certification

| Agency | Agency Size | Group 1 Certified | Group 2 Certified | Group 3 Certified | Group 4 Certified | Group 5 Certified | Group 6 Certified | Re-Cert. Group |
|--|-------------|-------------------|-------------------|-------------------|-------------------|-------------------|-------------------|----------------|
| Gallia County Sheriff's Office | 100 | ✓ | | | | | | ✓ |
| Gallipolis Police Department | 19 | ✓ | | | | | | |
| University of Rio Grande Police Department | 11 | ✓ | ✓ | ✓ | ✓ | | | ✓ |

Geauga County

95,397

Population
(2020)

72%

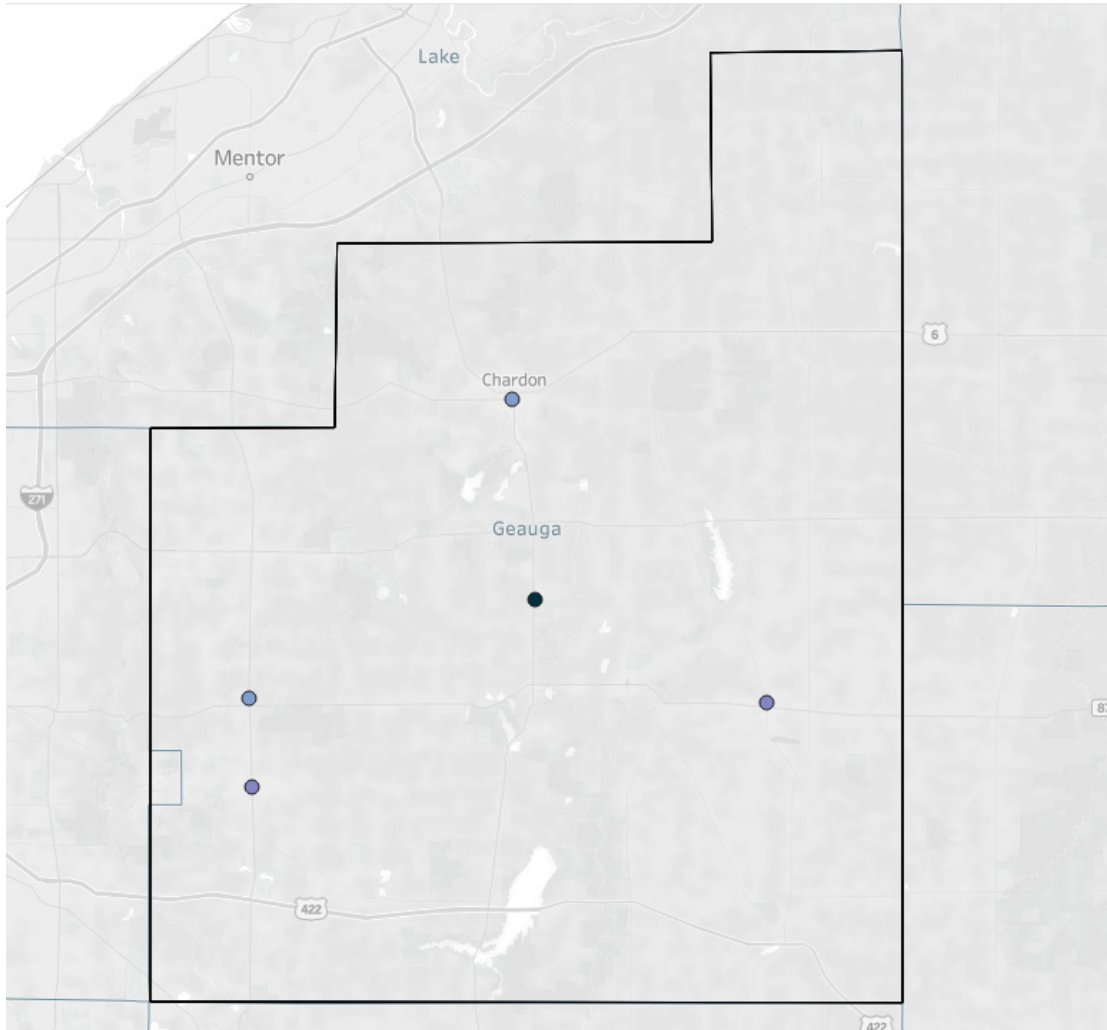
% Population Covered by
Law Enforcement Agencies
in any Phase of Certification

9

Law Enforcement
Agencies in County

5

Law Enforcement
Agencies in any
Phase of Certification



56%

% Law Enforcement Agencies in any Phase of Certification

177

Law Enforcement Officers in County

118

Officers in County in any Phase of Certification

67%

% Officers in County in any Phase of Certification

| Agency | Agency Size | Group 1 Certified | Group 2 Certified | Group 3 Certified | Group 4 Certified | Group 5 Certified | Group 6 Certified | Re-Cert. Group |
|------------------------------------|-------------|-------------------|-------------------|-------------------|-------------------|-------------------|-------------------|----------------|
| Chardon Police Department | 18 | ✓ | | | | | | |
| Geauga County Sheriff's Office | 60 | ✓ | ✓ | ✓ | | | | ✓ |
| Middlefield Police Department | 12 | ✓ | ✓ | ✓ | ✓ | | | ✓ |
| Russell Township Police Department | 13 | ✓ | | | | | | ✓ |
| South Russell Police Department | 15 | ✓ | ✓ | ✓ | ✓ | | | |

Greene County

167,966

Population
(2020)

99%

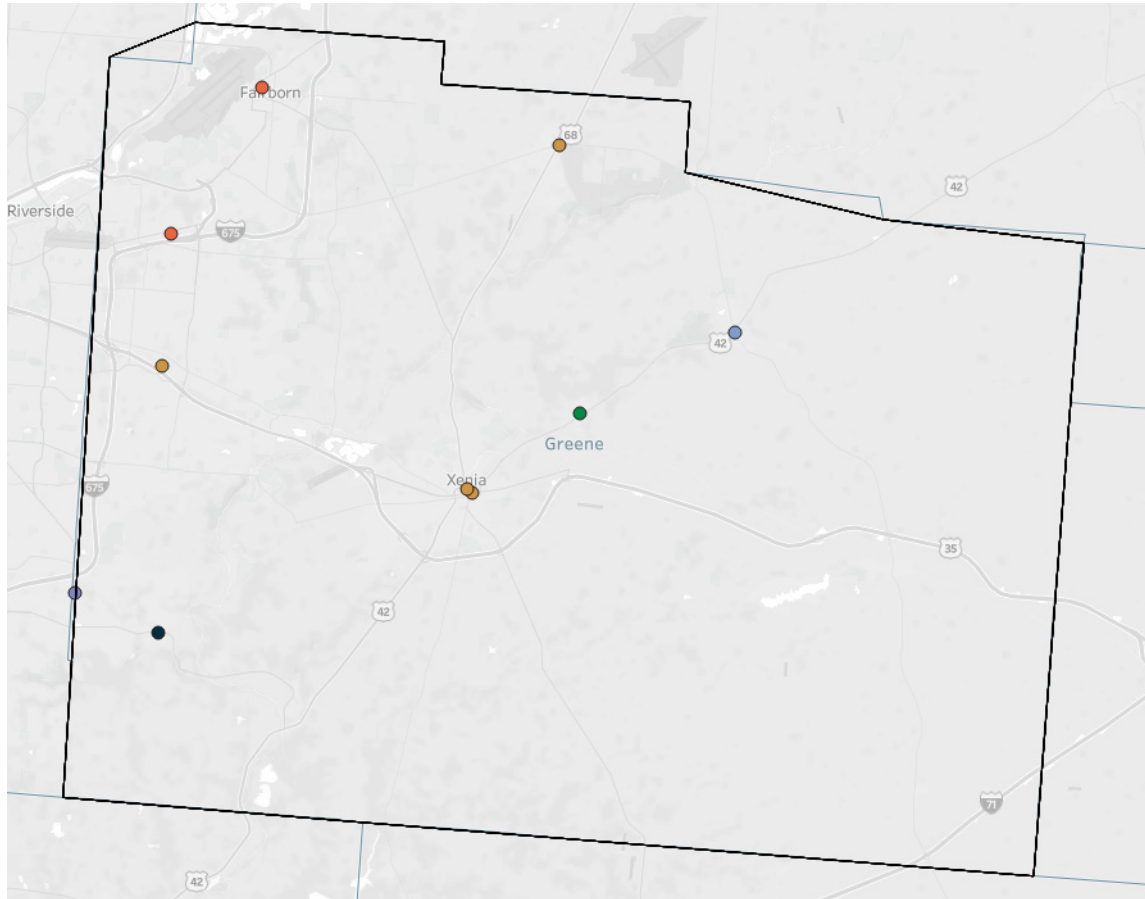
% Population Covered by
Law Enforcement Agencies
in any Phase of Certification

11

Law Enforcement
Agencies in County

10

Law Enforcement
Agencies in any
Phase of Certification



The Greene County Sheriff's Office and the Xenia Police Department are in close proximity to each other.

91%

% Law Enforcement Agencies in any Phase of Certification

324

Law Enforcement Officers in County

310

Officers in County in any Phase of Certification

96%

% Officers in County in any Phase of Certification

| Agency | Agency Size | Group 1 Certified | Group 2 Certified | Group 3 Certified | Group 4 Certified | Group 5 Certified | Group 6 Certified | Re-Cert. Group |
|--|-------------|-------------------|-------------------|-------------------|-------------------|-------------------|-------------------|----------------|
| Beavercreek Police Department | 50 | ✓ | ✓ | ✓ | ✓ | ✓ | ✓ | ✓ |
| Bellbrook Police Department | 15 | ✓ | ✓ | ✓ | | | | ✓ |
| Cedarville Police Department | 11 | ✓ | | | | | | |
| Central State University Police Department | 12 | ✓ | ✓ | | | | | In Process |
| Fairborn Police Department | 48 | ✓ | ✓ | ✓ | ✓ | ✓ | | ✓ |
| Greene County Sheriff's Office | 81 | ✓ | ✓ | ✓ | ✓ | ✓ | ✓ | ✓ |
| Sugarcreek Township Police Department | 17 | ✓ | ✓ | ✓ | ✓ | | | |
| Wright State University Police Department | 15 | ✓ | ✓ | ✓ | ✓ | ✓ | In Process | ✓ |
| Xenia Police Division | 52 | ✓ | ✓ | ✓ | ✓ | ✓ | ✓ | ✓ |
| Yellow Springs Police Department | 9 | ✓ | ✓ | ✓ | ✓ | ✓ | ✓ | ✓ |

Guernsey County

38,438

Population
(2020)

94%

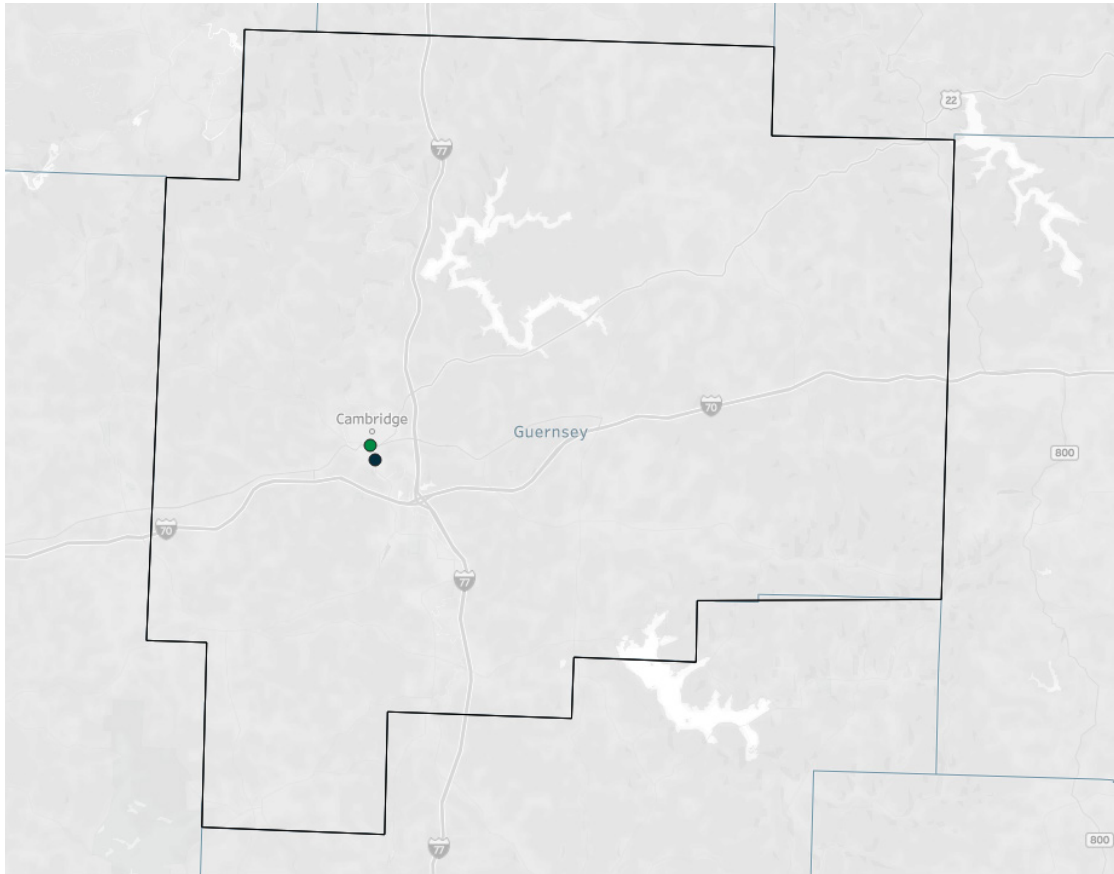
% Population Covered by
Law Enforcement Agencies
in any Phase of Certification

3

Law Enforcement
Agencies in County

2

Law Enforcement
Agencies in any
Phase of Certification



67%

% Law Enforcement Agencies in any Phase of Certification

77

Law Enforcement Officers in County

69

Officers in County in any Phase of Certification

90%

% Officers in County in any Phase of Certification

| Agency | Agency Size | Group 1 Certified | Group 2 Certified | Group 3 Certified | Group 4 Certified | Group 5 Certified | Group 6 Certified | Re-Cert. Group |
|----------------------------------|-------------|-------------------|-------------------|-------------------|-------------------|-------------------|-------------------|----------------|
| Cambridge Police Department | 30 | ✓ | ✓ | | | | | ✓ |
| Guernsey County Sheriff's Office | 39 | ✓ | ✓ | ✓ | | | | ✓ |

Hamilton County

830,639

Population
(2020)

99%

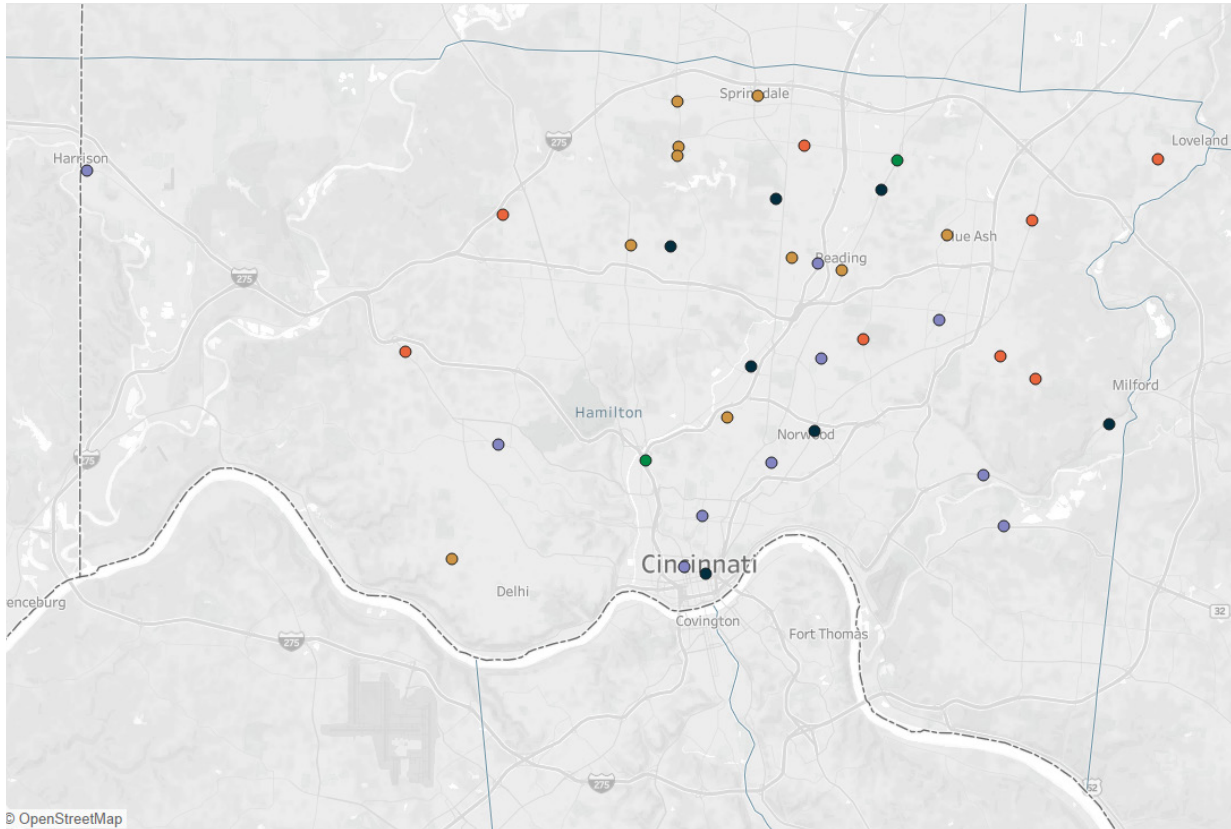
% Population Covered by
Law Enforcement Agencies
in any Phase of Certification

40

Law Enforcement
Agencies in County

37

Law Enforcement
Agencies in any
Phase of Certification



93%

% Law Enforcement Agencies in any Phase of Certification

2747

Law Enforcement Officers in County

2699

Officers in County in any Phase of Certification

98%

% Officers in County in any Phase of Certification

| Agency | Agency Size | Group 1 Certified | Group 2 Certified | Group 3 Certified | Group 4 Certified | Group 5 Certified | Group 6 Certified | Re-Cert. Group |
|--|-------------|-------------------|-------------------|-------------------|-------------------|-------------------|-------------------|----------------|
| Amberley Village Police Department | 27 | ✓ | ✓ | ✓ | ✓ | ✓ | | ✓ |
| Blue Ash Police Department | 43 | ✓ | ✓ | ✓ | ✓ | ✓ | ✓ | ✓ |
| Cheviot Police Department | 18 | ✓ | ✓ | ✓ | ✓ | | | |
| Cincinnati Police Department | 1,054 | ✓ | ✓ | ✓ | ✓ | | | ✓ |
| Cincinnati State Technical and Community College Police Department | 14 | ✓ | ✓ | | | | | ✓ |
| Colerain Township Police Department | 63 | ✓ | ✓ | ✓ | ✓ | ✓ | | ✓ |
| Deer Park Police Department | 16 | ✓ | ✓ | ✓ | ✓ | | | ✓ |
| Delhi Township Police Department | 34 | ✓ | ✓ | ✓ | ✓ | ✓ | ✓ | ✓ |
| Elmwood Place Police Department | 8 | ✓ | ✓ | ✓ | In Process | | | In Process |
| Evendale Police Department | 20 | ✓ | ✓ | ✓ | | | | ✓ |
| Forest Park Police Department | 36 | ✓ | ✓ | ✓ | ✓ | ✓ | ✓ | ✓ |
| Glendale Police Department | 16 | ✓ | ✓ | ✓ | ✓ | ✓ | | |
| Golf Manor Police Department | 13 | ✓ | ✓ | | ✓ | | | ✓ |
| Great Parks of Hamilton County Rangers | 38 | ✓ | ✓ | ✓ | ✓ | ✓ | ✓ | ✓ |
| Green Township Police Department | 65 | ✓ | ✓ | ✓ | ✓ | ✓ | | ✓ |
| Greenhills Police Department | 12 | ✓ | ✓ | ✓ | ✓ | ✓ | ✓ | ✓ |
| Hamilton County Sheriff's Office | 658 | ✓ | ✓ | ✓ | | | | ✓ |
| Harrison Police Department | 24 | ✓ | ✓ | ✓ | ✓ | | | ✓ |
| Indian Hill Police Department | 21 | ✓ | ✓ | ✓ | ✓ | ✓ | | ✓ |
| Lockland Police Department | 14 | ✓ | ✓ | ✓ | ✓ | | | ✓ |
| Loveland Police Department | 32 | ✓ | ✓ | ✓ | ✓ | ✓ | | ✓ |
| Madeira Police Department | 28 | ✓ | ✓ | ✓ | ✓ | ✓ | | ✓ |
| Mariemont Police Department | 18 | ✓ | ✓ | ✓ | ✓ | | | ✓ |
| Montgomery Police Department | 22 | ✓ | ✓ | ✓ | ✓ | ✓ | | ✓ |
| Mount Healthy Police Department | 23 | ✓ | ✓ | ✓ | ✓ | ✓ | ✓ | ✓ |

Hamilton County *Continued*

830,639

Population
(2020)

99%

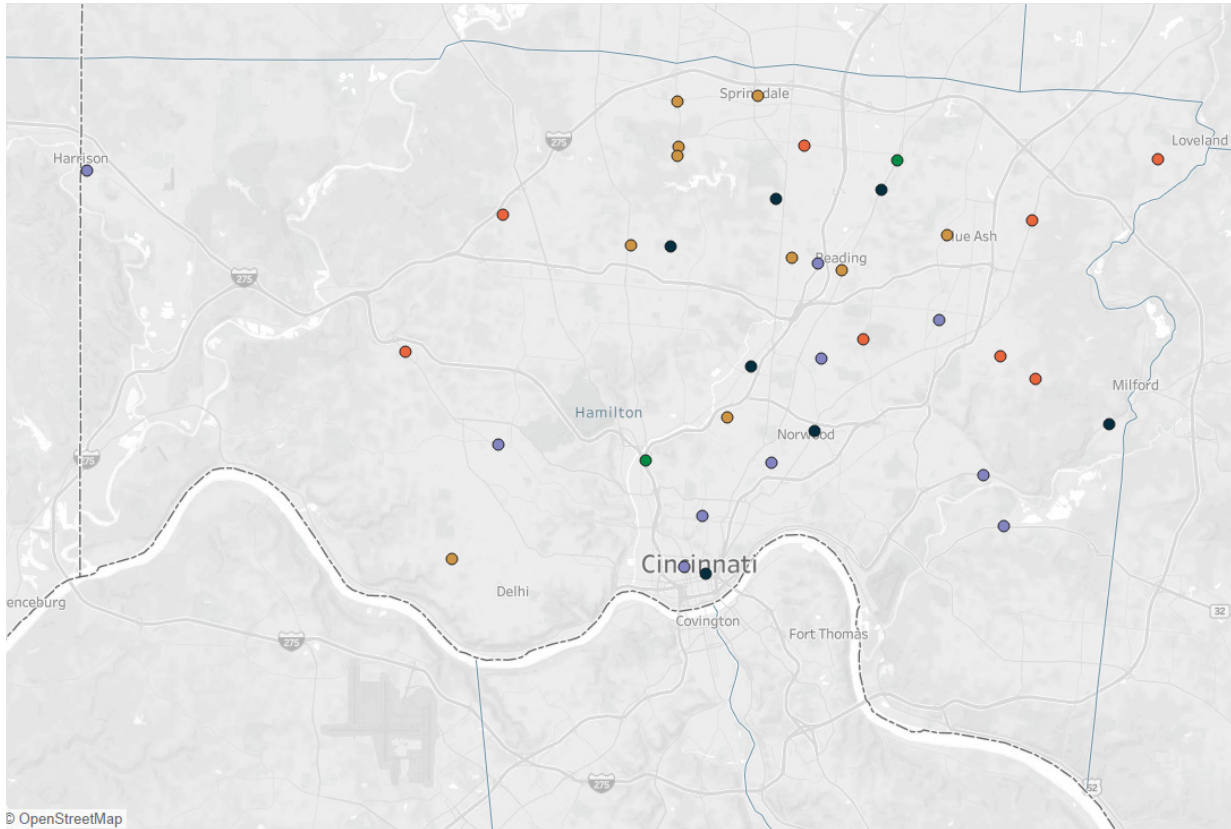
% Population Covered by
Law Enforcement Agencies
in any Phase of Certification

40

Law Enforcement
Agencies in County

37

Law Enforcement
Agencies in any
Phase of Certification



93%

% Law Enforcement Agencies in any Phase of Certification

2747

Law Enforcement Officers in County

2699

Officers in County in any Phase of Certification

98%

% Officers in County in any Phase of Certification

| Agency | Agency Size | Group 1 Certified | Group 2 Certified | Group 3 Certified | Group 4 Certified | Group 5 Certified | Group 6 Certified | Re-Cert. Group |
|---|-------------|-------------------|-------------------|-------------------|-------------------|-------------------|-------------------|----------------|
| Newtown Police Department | 8 | ✓ | ✓ | ✓ | ✓ | | | ✓ |
| Norwood Police Department | 52 | ✓ | ✓ | ✓ | | | | ✓ |
| Reading Police Department | 23 | ✓ | ✓ | ✓ | ✓ | ✓ | ✓ | ✓ |
| Saint Bernard Police Department | 21 | ✓ | ✓ | ✓ | ✓ | ✓ | ✓ | ✓ |
| Sharonville Police Department | 40 | ✓ | ✓ | | | | | ✓ |
| Springdale Police Department | 37 | ✓ | ✓ | ✓ | ✓ | ✓ | ✓ | ✓ |
| Springfield Township Police Department - Hamilton | 49 | ✓ | ✓ | ✓ | | | | ✓ |
| Terrace Park Police Department | 9 | ✓ | ✓ | ✓ | | | | ✓ |
| University of Cincinnati Police Department | 80 | ✓ | ✓ | ✓ | ✓ | | | ✓ |
| Woodlawn Police Division | 19 | ✓ | ✓ | ✓ | | | | In Process |
| Wyoming Police Department | 19 | ✓ | ✓ | ✓ | ✓ | ✓ | ✓ | ✓ |
| Xavier University Police Department | 25 | ✓ | ✓ | ✓ | ✓ | | | ✓ |

Hancock County

74,920

Population
(2020)

98%

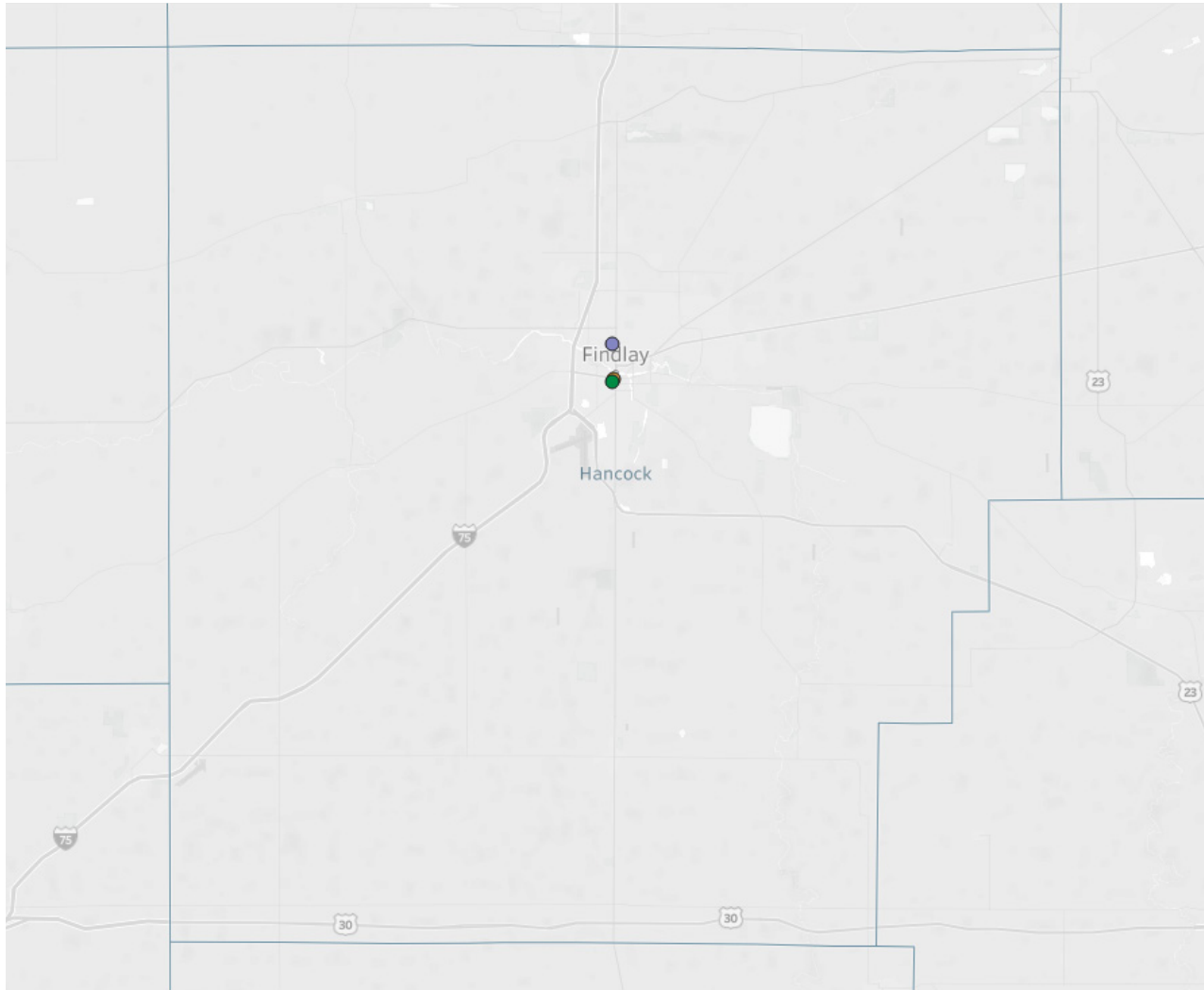
% Population Covered by
Law Enforcement Agencies
in any Phase of Certification

4

Law Enforcement
Agencies in County

3

Law Enforcement
Agencies in any
Phase of Certification



The Hancock County Sheriff's Office and the Findlay Police Department are in close proximity to each other.

75%

% Law Enforcement Agencies in any Phase of Certification

154

Law Enforcement Officers in County

153

Officers in County in any Phase of Certification

99%

% Officers in County in any Phase of Certification

| Agency | Agency Size | Group 1 Certified | Group 2 Certified | Group 3 Certified | Group 4 Certified | Group 5 Certified | Group 6 Certified | Re-Cert. Group |
|---|-------------|-------------------|-------------------|-------------------|-------------------|-------------------|-------------------|----------------|
| Findlay Police Department | 89 | ✓ | ✓ | ✓ | ✓ | ✓ | ✓ | ✓ |
| Hancock County Sheriff's Office | 60 | ✓ | ✓ | | | | | ✓ |
| University of Findlay Police Department | 4 | ✓ | ✓ | ✓ | ✓ | | | ✓ |

Hardin County

30,696

Population
(2020)

70%

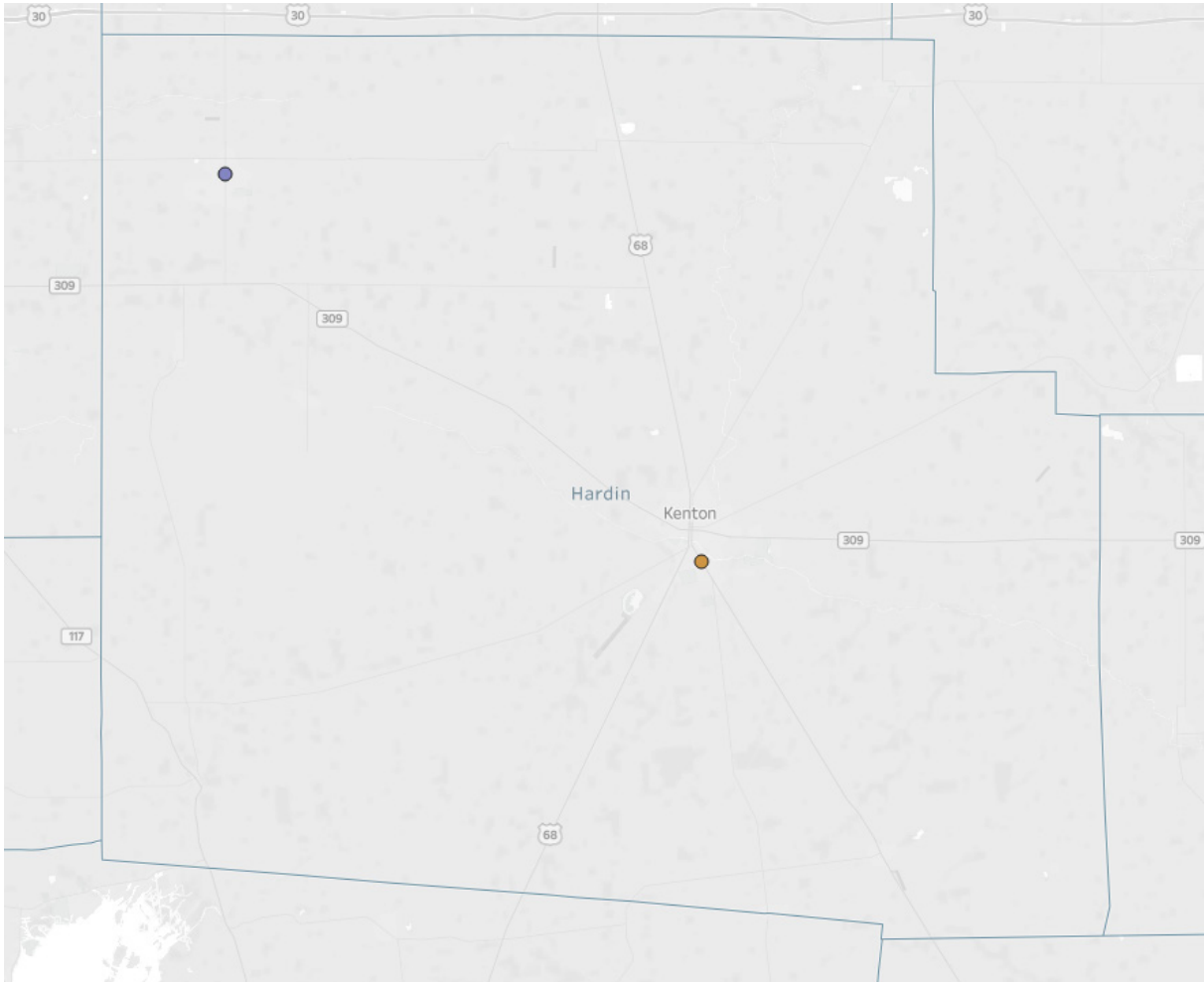
% Population Covered by
Law Enforcement Agencies
in any Phase of Certification

4

Law Enforcement
Agencies in County

2

Law Enforcement
Agencies in any
Phase of Certification



50%

% Law Enforcement Agencies in any Phase of Certification

94

Law Enforcement Officers in County

70

Officers in County in any Phase of Certification

74%

% Officers in County in any Phase of Certification

| Agency | Agency Size | Group 1 Certified | Group 2 Certified | Group 3 Certified | Group 4 Certified | Group 5 Certified | Group 6 Certified | Re-Cert. Group |
|--------------------------------|-------------|-------------------|-------------------|-------------------|-------------------|-------------------|-------------------|----------------|
| Ada Police Department | 12 | ✓ | ✓ | ✓ | ✓ | | | ✓ |
| Hardin County Sheriff's Office | 58 | ✓ | ✓ | ✓ | ✓ | ✓ | ✓ | ✓ |

Harrison County

14,483

Population
(2020)

96%

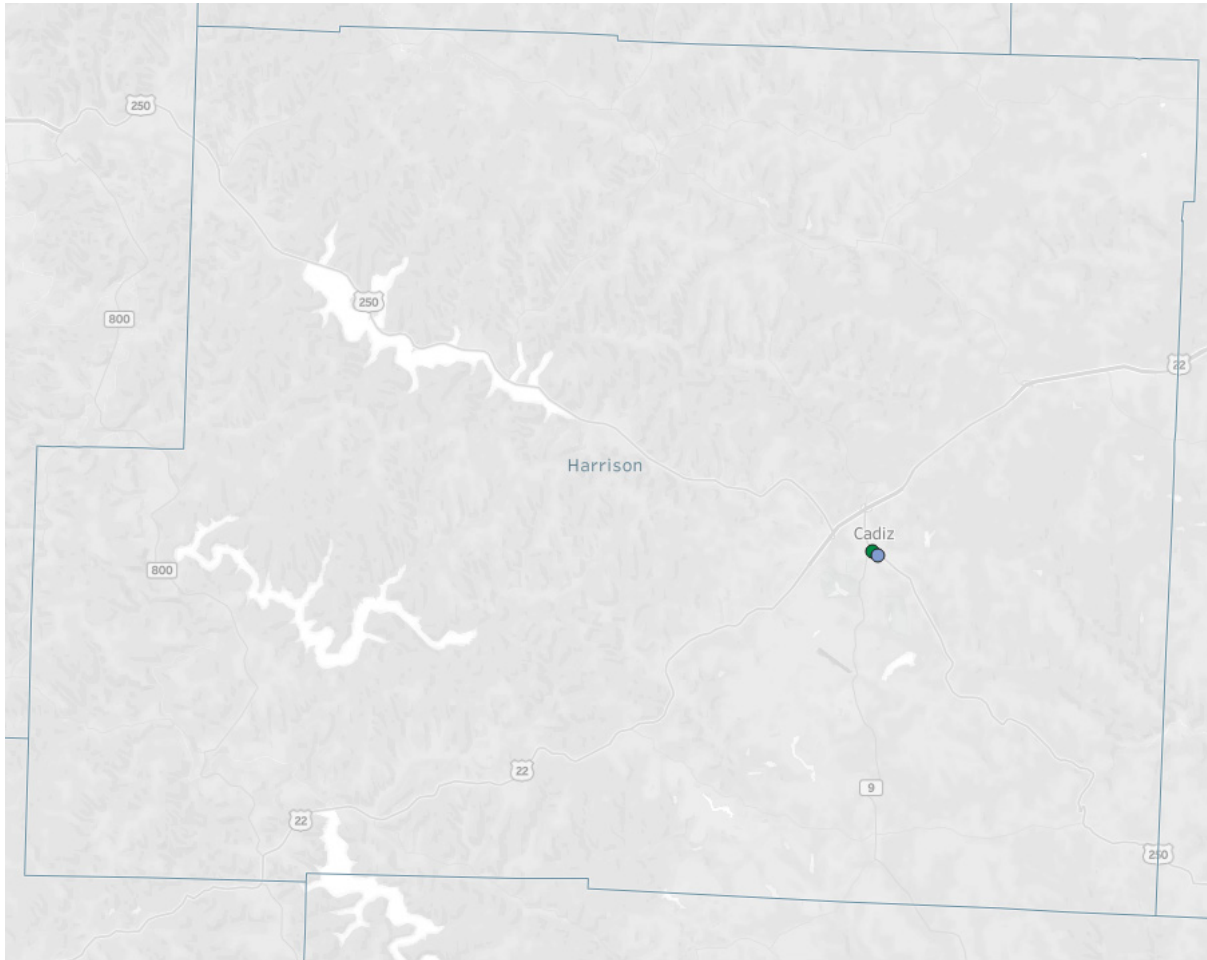
% Population Covered by
Law Enforcement Agencies
in any Phase of Certification

3

Law Enforcement
Agencies in County

2

Law Enforcement
Agencies in any
Phase of Certification



67%

% Law Enforcement Agencies in any Phase of Certification

55

Law Enforcement Officers in County

45

Officers in County in any Phase of Certification

82%

% Officers in County in any Phase of Certification

| Agency | Agency Size | Group 1 Certified | Group 2 Certified | Group 3 Certified | Group 4 Certified | Group 5 Certified | Group 6 Certified | Re-Cert. Group |
|----------------------------------|-------------|-------------------|-------------------|-------------------|-------------------|-------------------|-------------------|----------------|
| Cadiz Police Department | 10 | ✓ | | | | | | |
| Harrison County Sheriff's Office | 35 | ✓ | ✓ | | | | | ✓ |

Henry County

27,662

Population
(2020)

94%

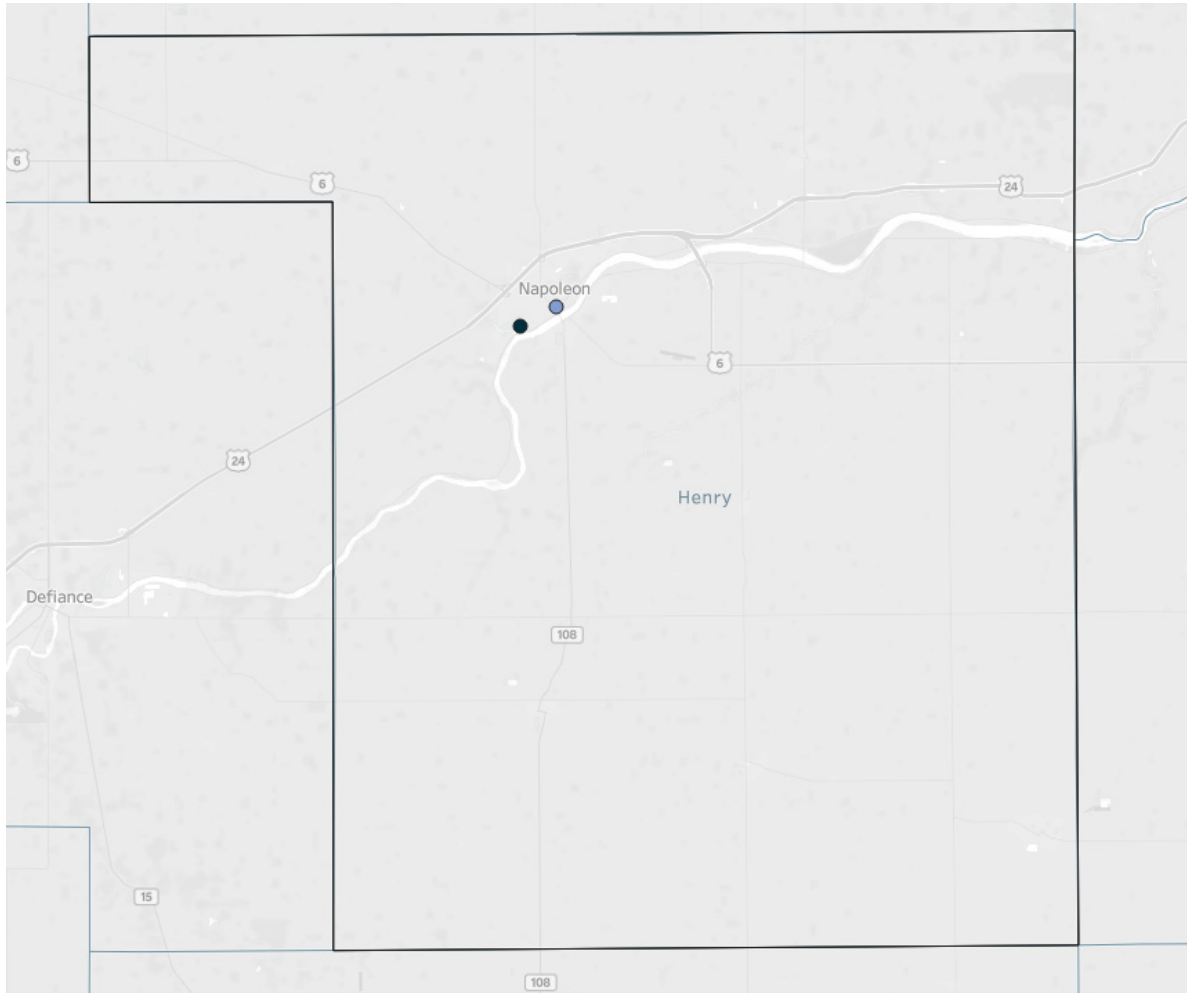
% Population Covered by
Law Enforcement Agencies
in any Phase of Certification

4

Law Enforcement
Agencies in County

2

Law Enforcement
Agencies in any
Phase of Certification



50%

% Law Enforcement Agencies in any Phase of Certification

66

Law Enforcement Officers in County

51

Officers in County in any Phase of Certification

77%

% Officers in County in any Phase of Certification

| Agency | Agency Size | Group 1 Certified | Group 2 Certified | Group 3 Certified | Group 4 Certified | Group 5 Certified | Group 6 Certified | Re-Cert. Group |
|-------------------------------|-------------|-------------------|-------------------|-------------------|-------------------|-------------------|-------------------|----------------|
| Henry County Sheriff's Office | 27 | ✓ | | | | | | |
| Napoleon Police Department | 24 | ✓ | ✓ | ✓ | | | | ✓ |

Highland County

43,317

Population
(2020)

86%

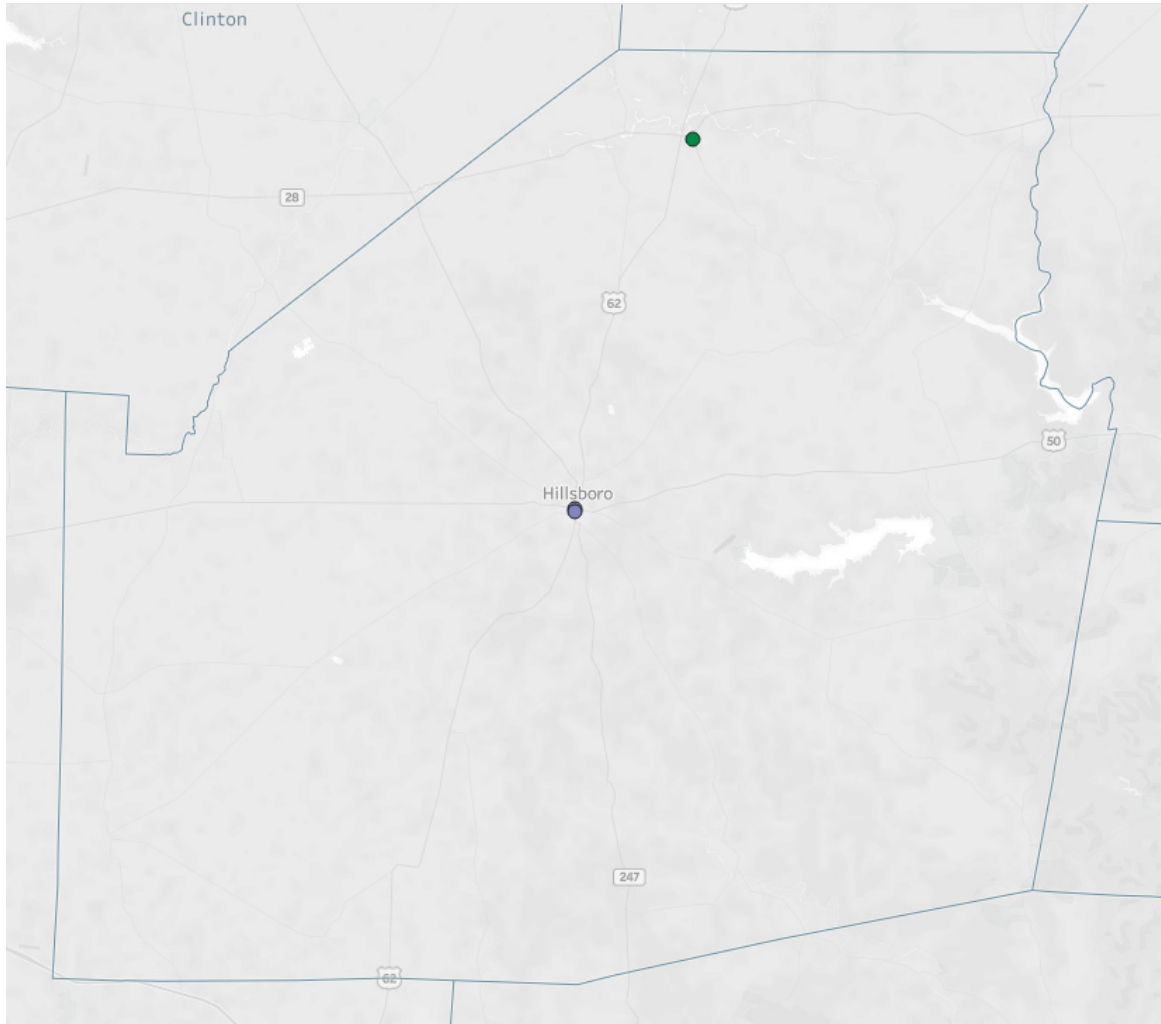
% Population Covered by
Law Enforcement Agencies
in any Phase of Certification

6

Law Enforcement
Agencies in County

3

Law Enforcement
Agencies in any
Phase of Certification



The Highland County Sheriff's office and the Hillsboro Police Department are in close proximity to one another.

50%

% Law Enforcement Agencies in any Phase of Certification

97

Law Enforcement Officers in County

68

Officers in County in any Phase of Certification

70%

% Officers in County in any Phase of Certification

| Agency | Agency Size | Group 1 Certified | Group 2 Certified | Group 3 Certified | Group 4 Certified | Group 5 Certified | Group 6 Certified | Re-Cert. Group |
|----------------------------------|-------------|-------------------|-------------------|-------------------|-------------------|-------------------|-------------------|----------------|
| Highland County Sheriff's Office | 44 | ✓ | ✓ | ✓ | ✓ | | | ✓ |
| Hillsboro Police Department | 20 | ✓ | ✓ | ✓ | ✓ | | | ✓ |
| Leesburg Police Department | 4 | ✓ | ✓ | | | | | |

Hocking County

28,050

Population
(2020)

100%

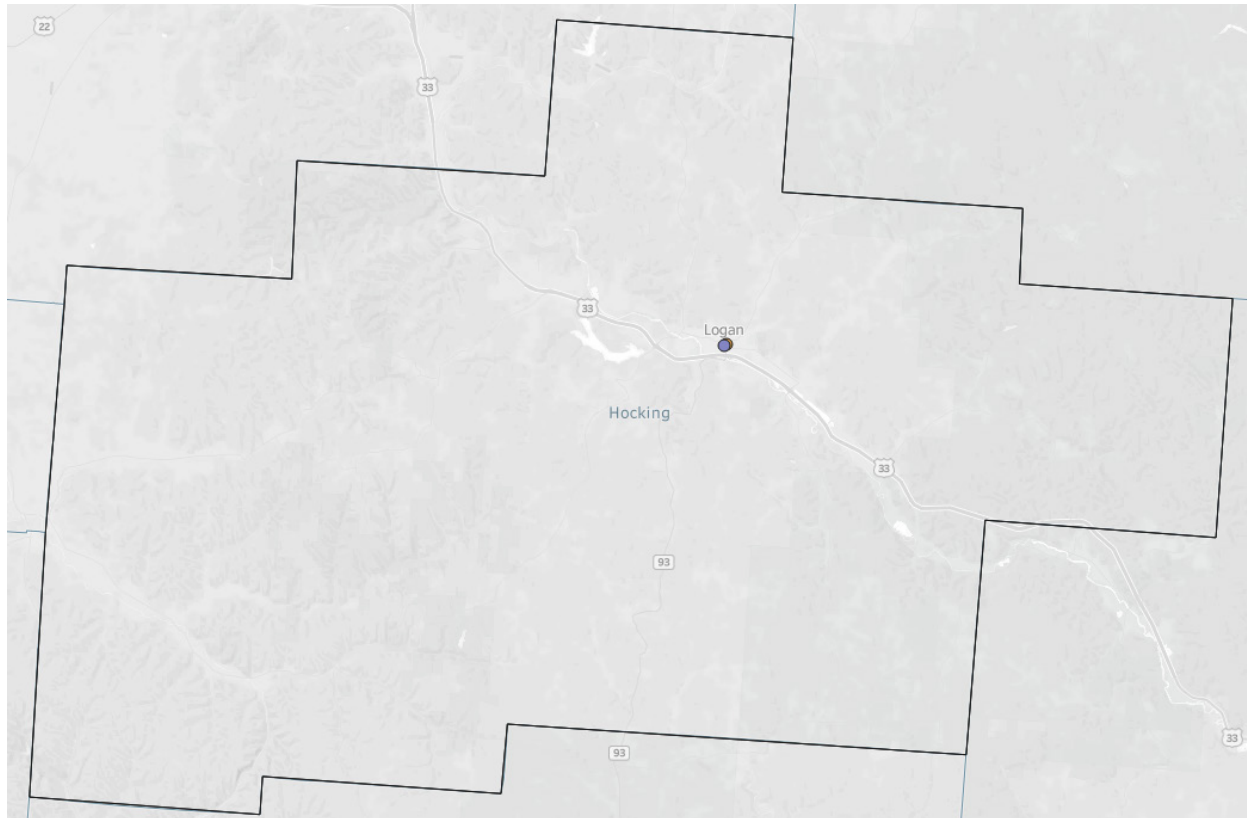
% Population Covered by
Law Enforcement Agencies
in any Phase of Certification

2

Law Enforcement
Agencies in County

2

Law Enforcement
Agencies in any
Phase of Certification



The Hocking County Sheriff's Office and the Logan Police Department are in close proximity to each other.

100%

% Law Enforcement Agencies in any Phase of Certification

71

Law Enforcement Officers in County

71

Officers in County in any Phase of Certification

100%

% Officers in County in any Phase of Certification

| Agency | Agency Size | Group 1 Certified | Group 2 Certified | Group 3 Certified | Group 4 Certified | Group 5 Certified | Group 6 Certified | Re-Cert. Group |
|---------------------------------|-------------|-------------------|-------------------|-------------------|-------------------|-------------------|-------------------|----------------|
| Hocking County Sheriff's Office | 45 | ✓ | ✓ | ✓ | ✓ | | | ✓ |
| Logan Police Department | 26 | ✓ | ✓ | ✓ | ✓ | ✓ | ✓ | ✓ |

Holmes County

44,223

Population
(2020)

99%

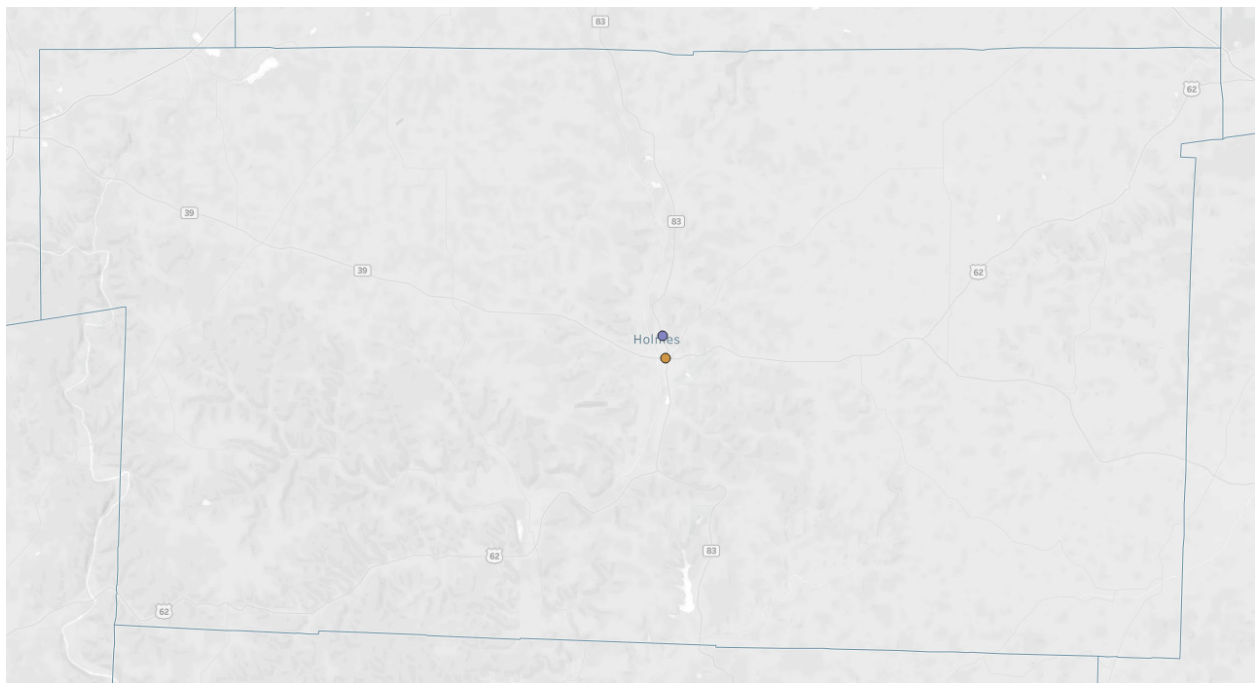
% Population Covered by
Law Enforcement Agencies
in any Phase of Certification

4

Law Enforcement
Agencies in County

2

Law Enforcement
Agencies in any
Phase of Certification



50%

% Law Enforcement Agencies in any Phase of Certification

74

Law Enforcement Officers in County

65

Officers in County in any Phase of Certification

88%

% Officers in County in any Phase of Certification

| Agency | Agency Size | Group 1 Certified | Group 2 Certified | Group 3 Certified | Group 4 Certified | Group 5 Certified | Group 6 Certified | Re-Cert. Group |
|--------------------------------|-------------|-------------------|-------------------|-------------------|-------------------|-------------------|-------------------|----------------|
| Holmes County Sheriff's Office | 43 | ✓ | ✓ | ✓ | ✓ | | | ✓ |
| Millersburg Police Department | 22 | ✓ | ✓ | ✓ | ✓ | ✓ | ✓ | ✓ |

Huron County

58,565

Population
(2020)

95%

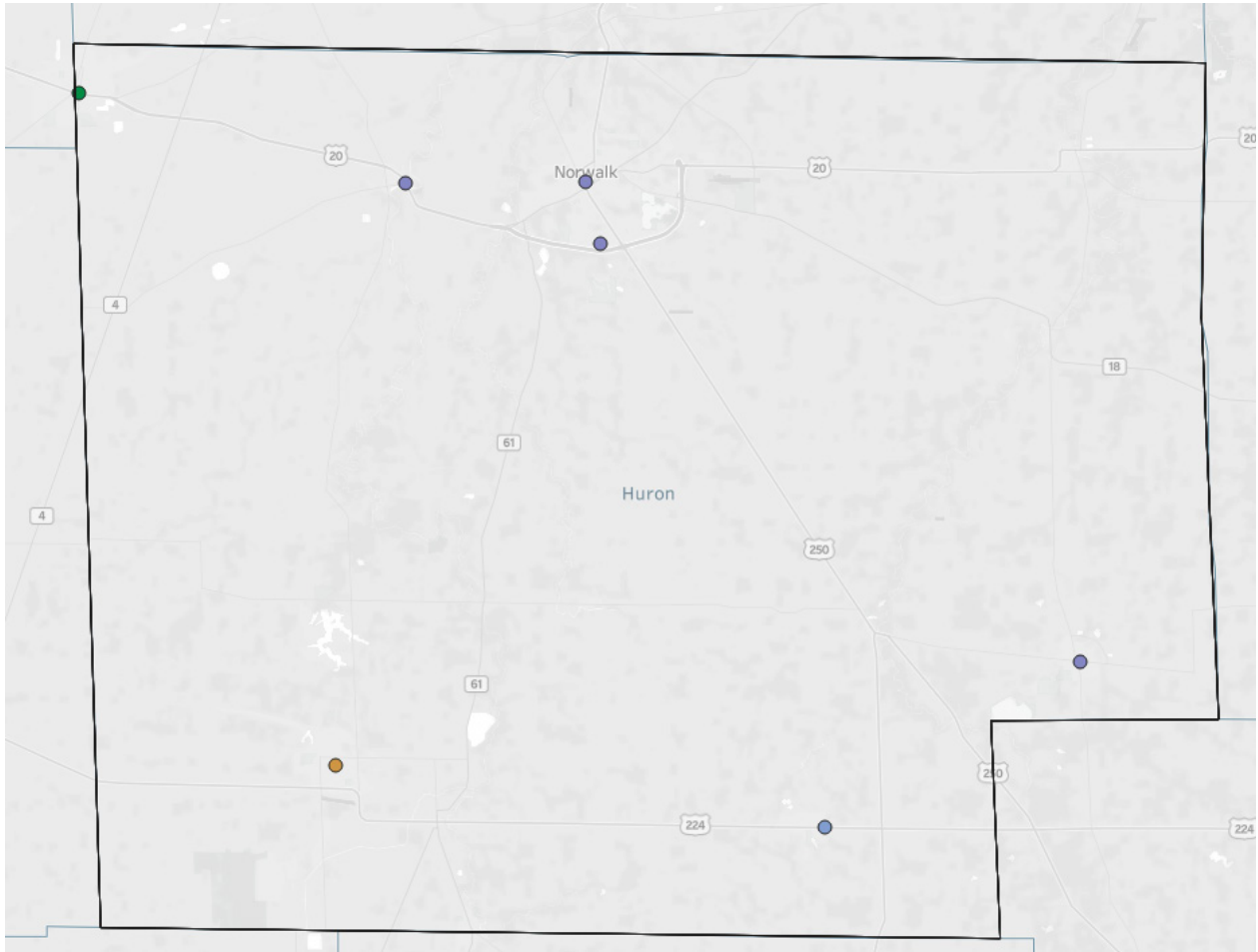
% Population Covered by
Law Enforcement Agencies
in any Phase of Certification

9

Law Enforcement
Agencies in County

7

Law Enforcement
Agencies in any
Phase of Certification



78%

% Law Enforcement Agencies in any Phase of Certification

212

Law Enforcement Officers in County

168

Officers in County in any Phase of Certification

79%

% Officers in County in any Phase of Certification

| Agency | Agency Size | Group 1 Certified | Group 2 Certified | Group 3 Certified | Group 4 Certified | Group 5 Certified | Group 6 Certified | Re-Cert. Group |
|-------------------------------|-------------|-------------------|-------------------|-------------------|-------------------|-------------------|-------------------|----------------|
| Bellevue Police Department | 23 | ✓ | ✓ | | | | | ✓ |
| Greenwich Police Department | 8 | ✓ | | | | | | |
| Huron County Sheriff's Office | 63 | ✓ | ✓ | ✓ | ✓ | | | ✓ |
| Monroeville Police Department | 10 | ✓ | ✓ | ✓ | ✓ | | | |
| New London Police Department | 14 | ✓ | ✓ | | ✓ | | | ✓ |
| Norwalk Police Department | 28 | ✓ | ✓ | ✓ | ✓ | | | |
| Willard Police Department | 22 | ✓ | ✓ | ✓ | ✓ | ✓ | ✓ | ✓ |

Jackson County

32,653

Population
(2020)

79%

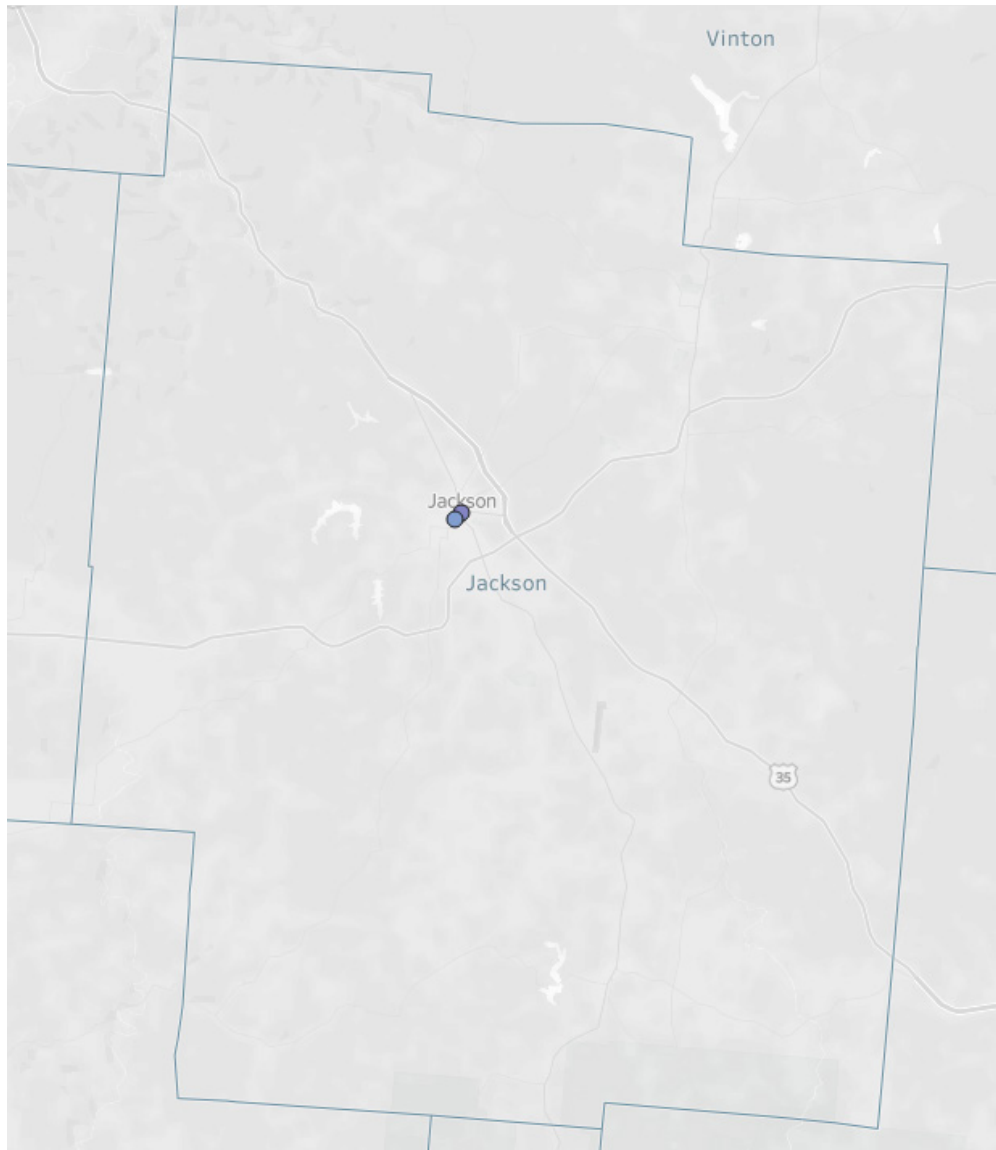
% Population Covered by
Law Enforcement Agencies
in any Phase of Certification

4

Law Enforcement
Agencies in County

2

Law Enforcement
Agencies in any
Phase of Certification



50%

% Law Enforcement Agencies in any Phase of Certification

82

Law Enforcement Officers in County

47

Officers in County in any Phase of Certification

57%

% Officers in County in any Phase of Certification

| Agency | Agency Size | Group 1 Certified | Group 2 Certified | Group 3 Certified | Group 4 Certified | Group 5 Certified | Group 6 Certified | Re-Cert. Group |
|---------------------------------|-------------|-------------------|-------------------|-------------------|-------------------|-------------------|-------------------|----------------|
| Jackson County Sheriff's Office | 23 | ✓ | ✓ | ✓ | ✓ | | | ✓ |
| Jackson Police Department | 24 | ✓ | | | | | | |

Jefferson County

65,249

Population
(2020)

31%

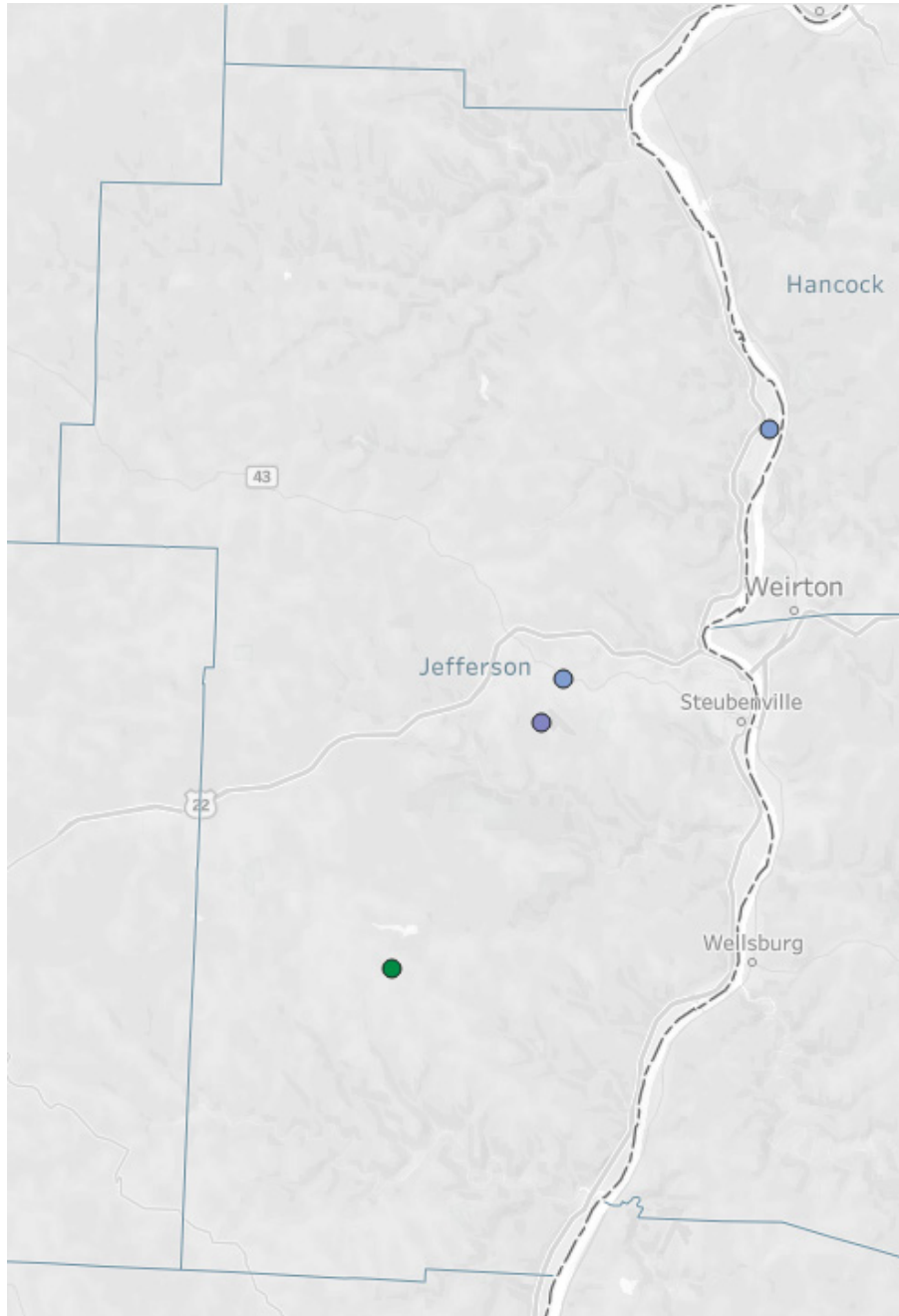
% Population Covered by
Law Enforcement Agencies
in any Phase of Certification

21

Law Enforcement
Agencies in County

4

Law Enforcement
Agencies in any
Phase of Certification



19%

% Law Enforcement Agencies in any Phase of Certification

261

Law Enforcement Officers in County

43

Officers in County in any Phase of Certification

16%

% Officers in County in any Phase of Certification

| Agency | Agency Size | Group 1 Certified | Group 2 Certified | Group 3 Certified | Group 4 Certified | Group 5 Certified | Group 6 Certified | Re-Cert. Group |
|--|-------------|-------------------|-------------------|-------------------|-------------------|-------------------|-------------------|----------------|
| Cross Creek Township Police Department | 6 | ✓ | ✓ | ✓ | ✓ | | | |
| Smithfield Township Police Department | 4 | ✓ | ✓ | | | | | |
| Toronto Police Department | 13 | ✓ | | | | | | |
| Wintersville Police Department | 20 | ✓ | | | | | | |

Knox County

62,721

Population
(2020)

100%

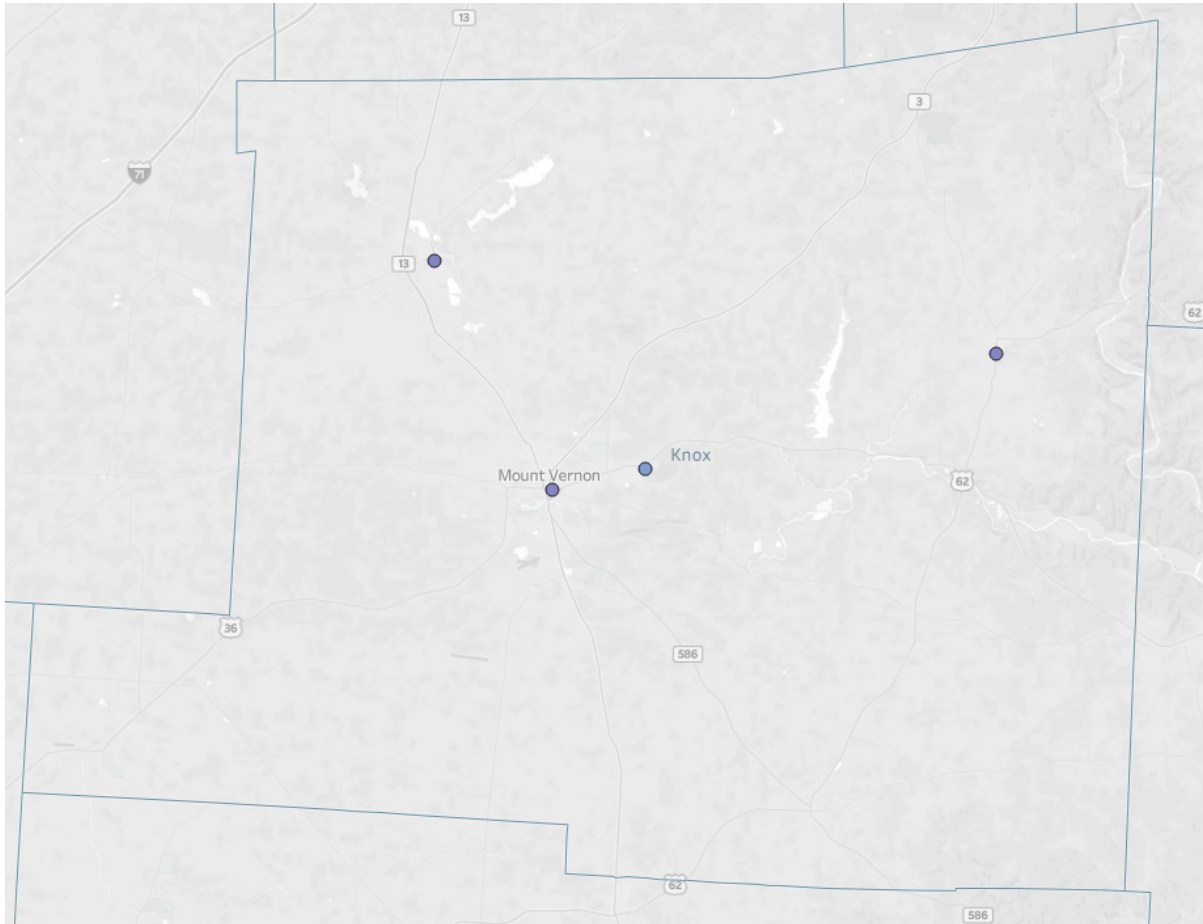
% Population Covered by
Law Enforcement Agencies
in any Phase of Certification

5

Law Enforcement
Agencies in County

4

Law Enforcement
Agencies in any
Phase of Certification



80%

% Law Enforcement Agencies in any Phase of Certification

109

Law Enforcement Officers in County

104

Officers in County in any Phase of Certification

95%

% Officers in County in any Phase of Certification

| Agency | Agency Size | Group 1 Certified | Group 2 Certified | Group 3 Certified | Group 4 Certified | Group 5 Certified | Group 6 Certified | Re-Cert. Group |
|---------------------------------|-------------|-------------------|-------------------|-------------------|-------------------|-------------------|-------------------|----------------|
| Danville Police Department | 18 | ✓ | ✓ | | ✓ | | | ✓ |
| Fredericktown Police Department | 8 | ✓ | ✓ | ✓ | ✓ | | | ✓ |
| Knox County Sheriff's Office | 42 | ✓ | | | | | | In Process |
| Mount Vernon Police Department | 36 | ✓ | ✓ | ✓ | ✓ | | | In Process |

Lake County

232,603

Population
(2020)

98%

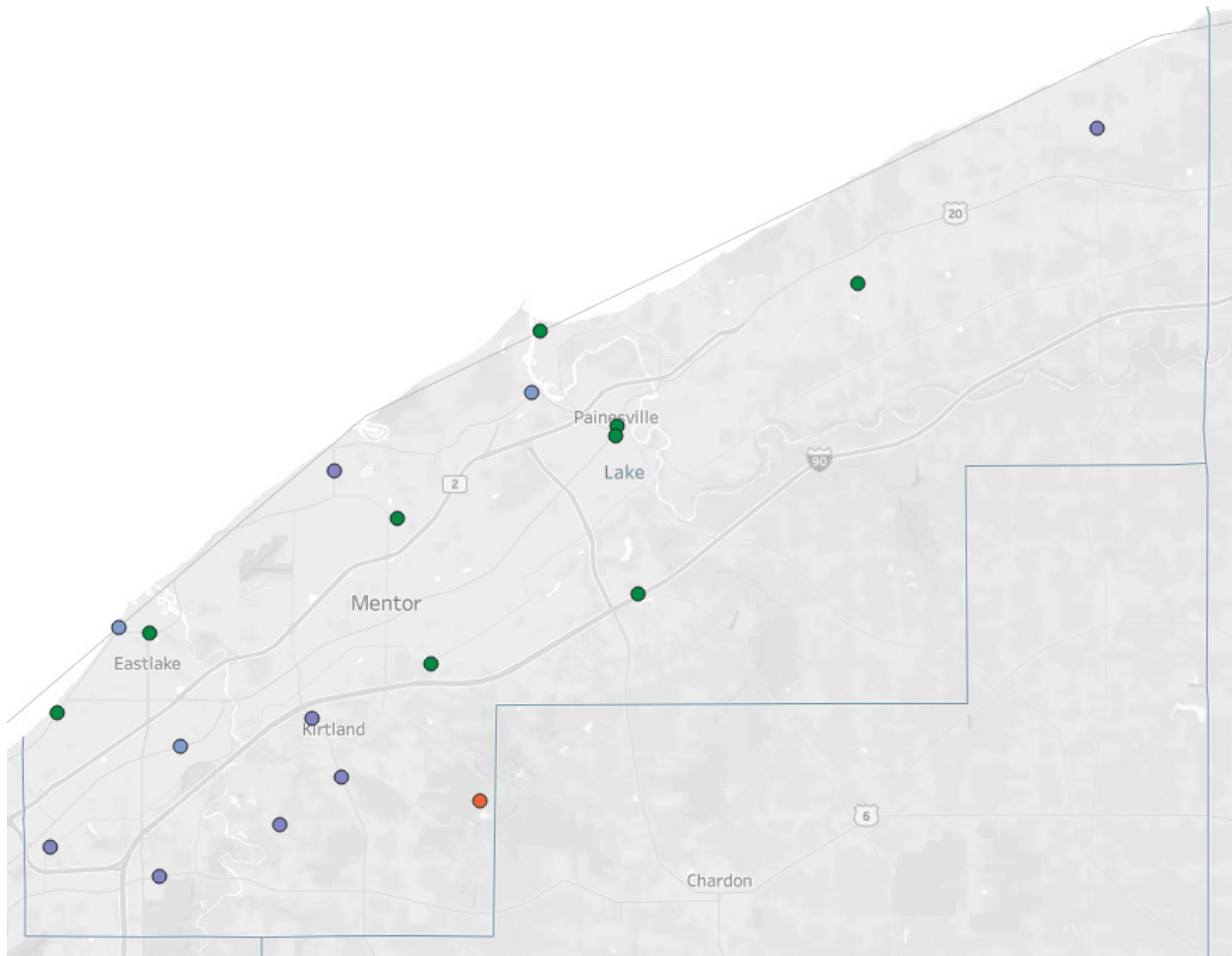
% Population Covered by
Law Enforcement Agencies
in any Phase of Certification

22

Law Enforcement
Agencies in County

20

Law Enforcement
Agencies in any
Phase of Certification



91%

% Law Enforcement Agencies in any Phase of Certification

647

Law Enforcement Officers in County

619

Officers in County in any Phase of Certification

96%

% Officers in County in any Phase of Certification

| Agency | Agency Size | Group 1 Certified | Group 2 Certified | Group 3 Certified | Group 4 Certified | Group 5 Certified | Group 6 Certified | Re-Cert. Group |
|--|-------------|-------------------|-------------------|-------------------|-------------------|-------------------|-------------------|----------------|
| Eastlake Police Department | 65 | ✓ | ✓ | | | | | ✓ |
| Fairport Harbor Police Department | 13 | ✓ | ✓ | | | | | ✓ |
| Grand River Police Department | 32 | ✓ | | | | | | |
| Holden Arboretum Police Department | 7 | ✓ | ✓ | ✓ | ✓ | ✓ | | |
| Kirtland Hills Police Department | 15 | ✓ | ✓ | | | | | ✓ |
| Kirtland Police Department | 14 | ✓ | ✓ | ✓ | ✓ | | | ✓ |
| Lake County Sheriff's Office | 68 | ✓ | ✓ | | | | | ✓ |
| Lake Metroparks Rangers | 16 | ✓ | ✓ | | | | | |
| Lakeland Community College Police Department | 17 | ✓ | ✓ | ✓ | ✓ | | | ✓ |
| Madison Township Police Department - Lake | 22 | ✓ | ✓ | ✓ | ✓ | | | ✓ |
| Mentor Police Department | 88 | ✓ | ✓ | | | | | ✓ |
| Mentor-on-the-Lake Police Department | 19 | ✓ | ✓ | ✓ | ✓ | | | ✓ |
| Painesville Police Department | 51 | ✓ | ✓ | | | | | ✓ |
| Perry Village Police Department | 24 | ✓ | ✓ | | | | | ✓ |
| Timberlake Police Department | 9 | ✓ | | | | | | |
| Waite Hill Police Department | 9 | ✓ | ✓ | ✓ | ✓ | | | ✓ |
| Wickliffe Police Department | 40 | ✓ | ✓ | ✓ | ✓ | | | ✓ |
| Willoughby Hills Police Department | 25 | ✓ | ✓ | ✓ | ✓ | | | ✓ |
| Willoughby Police Department | 61 | ✓ | | | | | | ✓ |
| Willowick Police Department | 24 | ✓ | ✓ | | | | | ✓ |

Lawrence County

58,240

Population
(2020)

56%

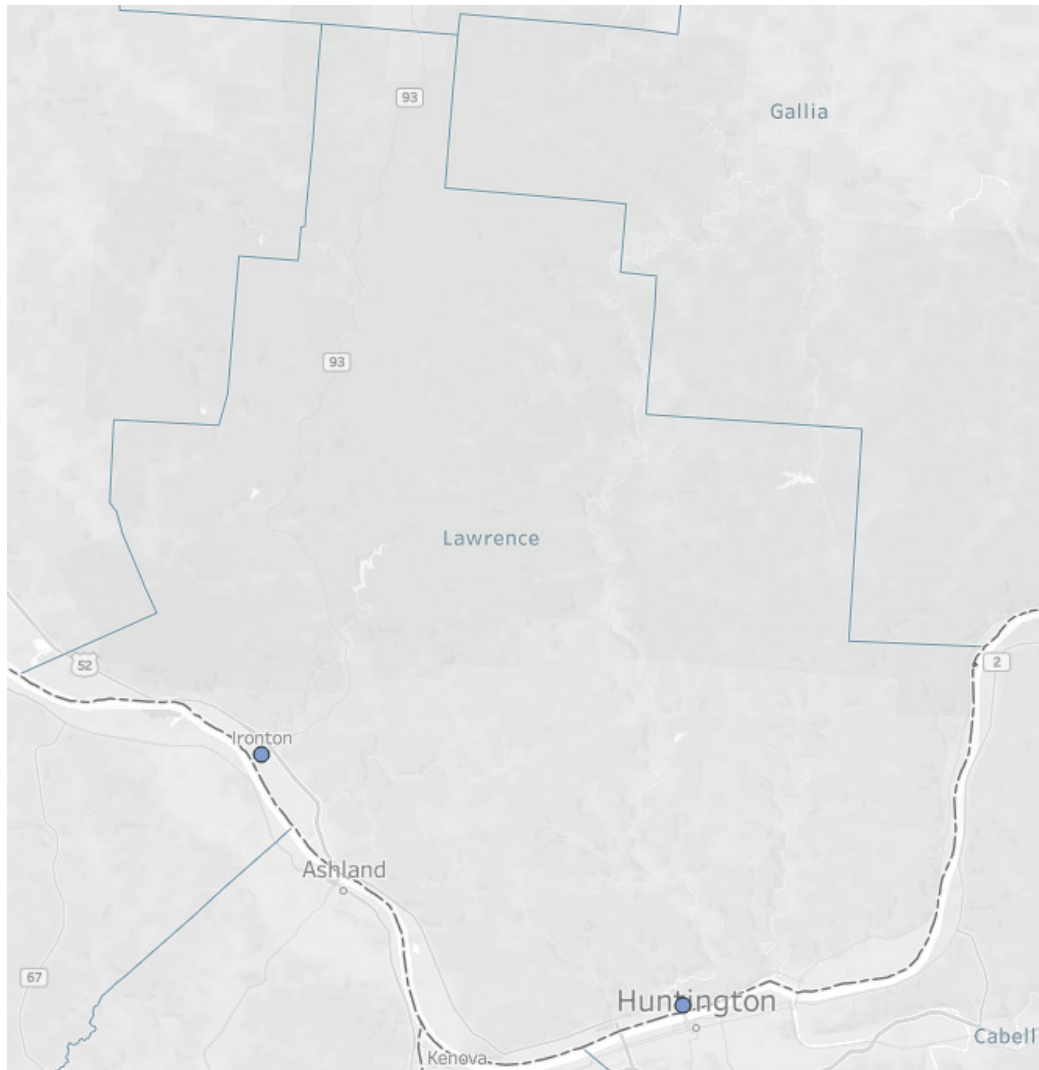
% Population Covered by
Law Enforcement Agencies
in any Phase of Certification

9

Law Enforcement
Agencies in County

2

Law Enforcement
Agencies in any
Phase of Certification



22%

% Law Enforcement Agencies in any Phase of Certification

222

Law Enforcement Officers in County

161

Officers in County in any Phase of Certification

73%

% Officers in County in any Phase of Certification

| Agency | Agency Size | Group 1 Certified | Group 2 Certified | Group 3 Certified | Group 4 Certified | Group 5 Certified | Group 6 Certified | Re-Cert. Group |
|----------------------------------|-------------|-------------------|-------------------|-------------------|-------------------|-------------------|-------------------|----------------|
| Chesapeake Police Department | 5 | ✓ | | | | | | |
| Lawrence County Sheriff's Office | 156 | ✓ | | | | | | |

Licking County

178,519

Population
(2020)

83%

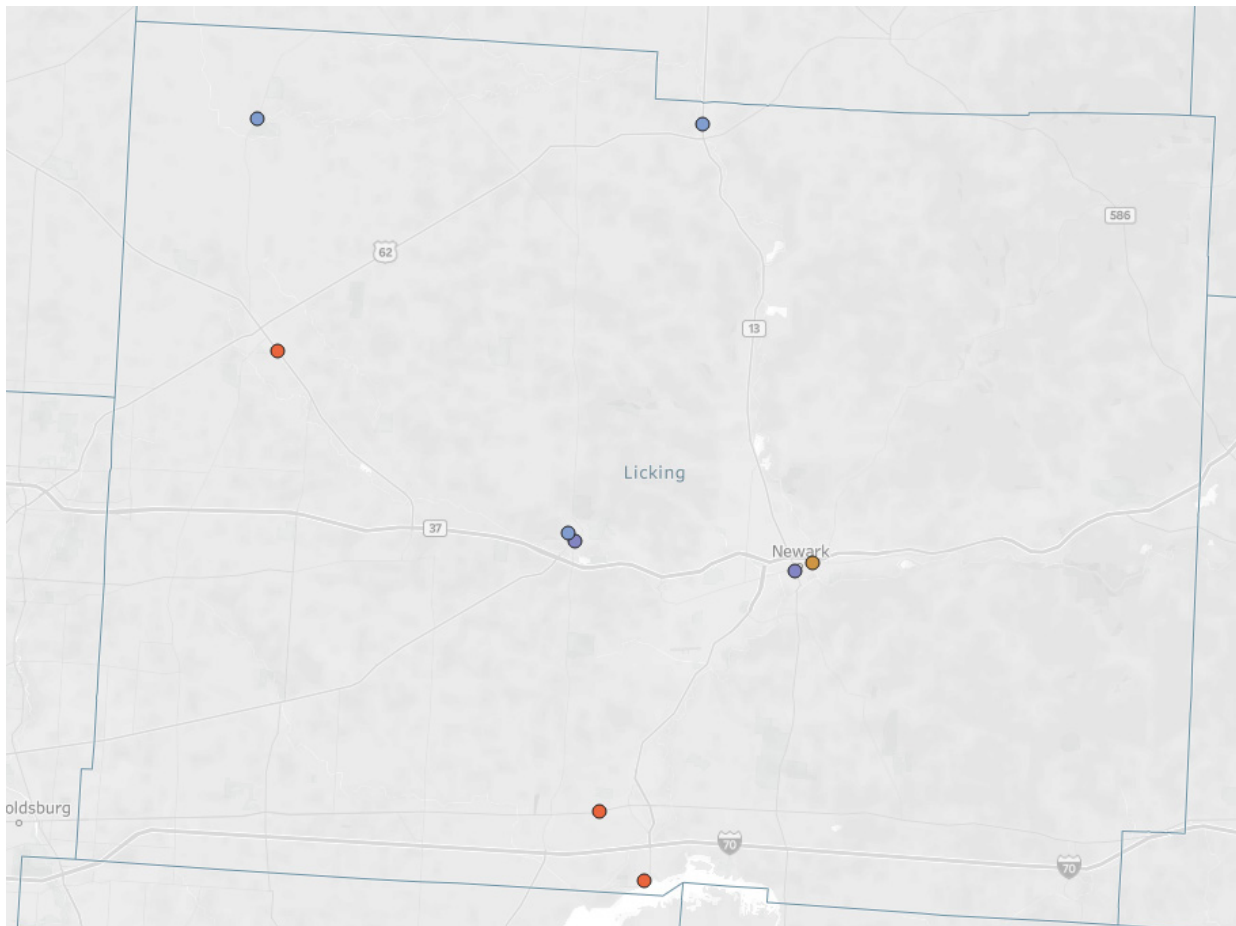
% Population Covered by
Law Enforcement Agencies
in any Phase of Certification

14

Law Enforcement
Agencies in County

9

Law Enforcement
Agencies in any
Phase of Certification



64%

% Law Enforcement Agencies in any Phase of Certification

338

Law Enforcement Officers in County

260

Officers in County in any Phase of Certification

77%

% Officers in County in any Phase of Certification

| Agency | Agency Size | Group 1 Certified | Group 2 Certified | Group 3 Certified | Group 4 Certified | Group 5 Certified | Group 6 Certified | Re-Cert. Group |
|--------------------------------------|-------------|-------------------|-------------------|-------------------|-------------------|-------------------|-------------------|----------------|
| Buckeye Lake Police Department | 8 | ✓ | ✓ | ✓ | ✓ | ✓ | | |
| Denison University Police Department | 1 | ✓ | | | | | | |
| Granville Police Department | 23 | ✓ | ✓ | ✓ | ✓ | | | ✓ |
| Hartford Village Police Department | 5 | ✓ | | | | | | |
| Hebron Police Department | 11 | ✓ | ✓ | ✓ | ✓ | ✓ | | ✓ |
| Johnstown Police Department | 15 | ✓ | ✓ | ✓ | ✓ | ✓ | | ✓ |
| Licking County Sheriff's Office | 107 | ✓ | ✓ | ✓ | ✓ | ✓ | ✓ | ✓ |
| Newark Police Department | 78 | ✓ | ✓ | ✓ | ✓ | | | ✓ |
| Utica Police Department | 12 | ✓ | | | | | | |

Logan County

46,150

Population
(2020)

100%

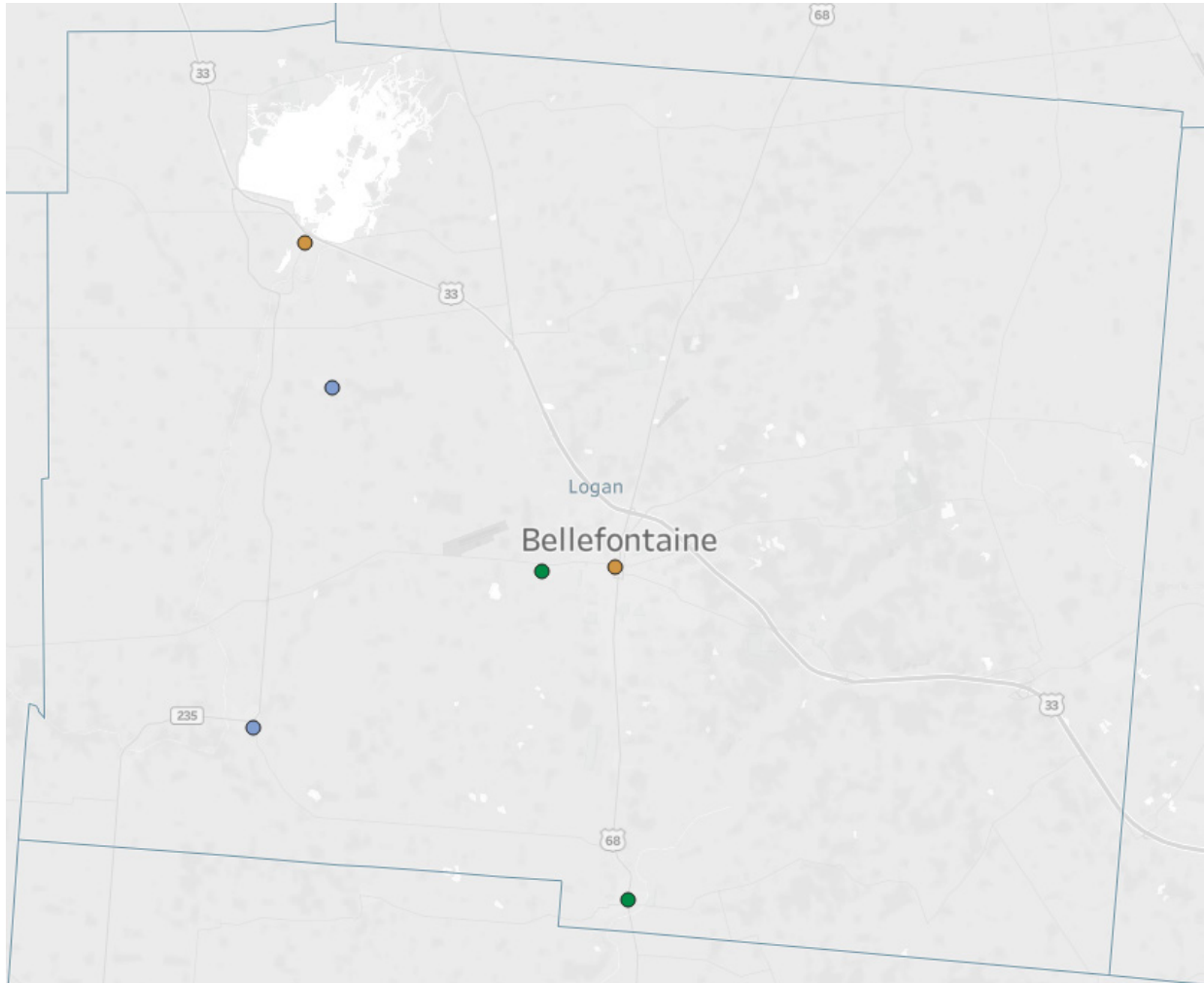
% Population Covered by
Law Enforcement Agencies
in any Phase of Certification

6

Law Enforcement
Agencies in County

6

Law Enforcement
Agencies in any
Phase of Certification



100%

% Law Enforcement Agencies in any Phase of Certification

115

Law Enforcement Officers in County

115

Officers in County in any Phase of Certification

100%

% Officers in County in any Phase of Certification

| Agency | Agency Size | Group 1 Certified | Group 2 Certified | Group 3 Certified | Group 4 Certified | Group 5 Certified | Group 6 Certified | Re-Cert. Group |
|---|-------------|-------------------|-------------------|-------------------|-------------------|-------------------|-------------------|----------------|
| Bellefontaine Police Department | 35 | ✓ | ✓ | ✓ | ✓ | ✓ | ✓ | ✓ |
| DeGraff Police Department | 3 | ✓ | | | | | | |
| Logan County Sheriff's Office | 56 | ✓ | ✓ | | | | | ✓ |
| Russells Point Police Department | 4 | ✓ | ✓ | ✓ | ✓ | ✓ | ✓ | ✓ |
| Washington Township Police Department - Logan | 7 | ✓ | | | | | | |
| West Liberty Police Department | 10 | ✓ | ✓ | | | | | ✓ |

Lorain County

312,964

Population
(2020)

97%

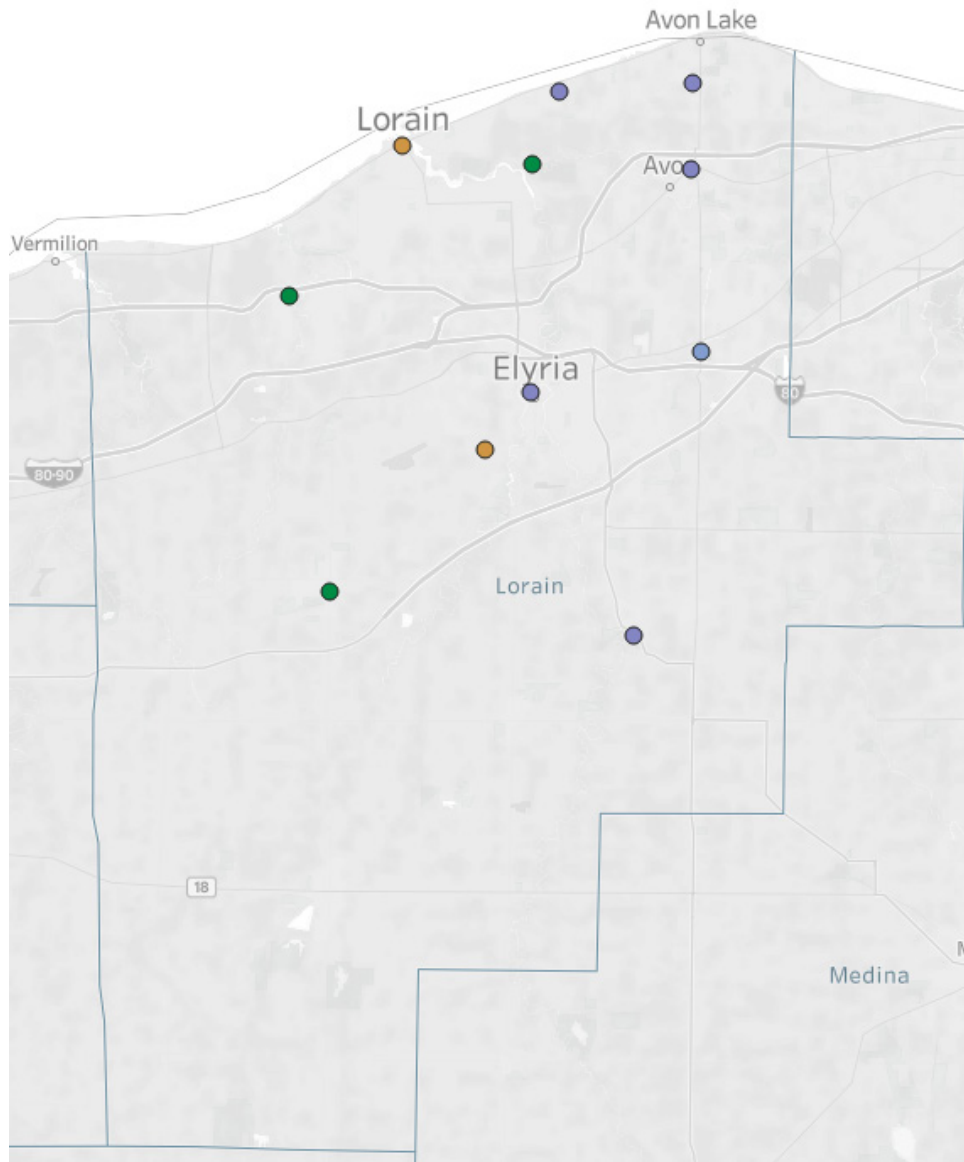
% Population Covered by
Law Enforcement Agencies
in any Phase of Certification

15

Law Enforcement
Agencies in County

11

Law Enforcement
Agencies in any
Phase of Certification



73%

% Law Enforcement Agencies in any Phase of Certification

689

Law Enforcement Officers in County

637

Officers in County in any Phase of Certification

92%

% Officers in County in any Phase of Certification

| Agency | Agency Size | Group 1 Certified | Group 2 Certified | Group 3 Certified | Group 4 Certified | Group 5 Certified | Group 6 Certified | Re-Cert. Group |
|-------------------------------------|-------------|-------------------|-------------------|-------------------|-------------------|-------------------|-------------------|----------------|
| Amherst Police Department | 29 | ✓ | ✓ | | | | | ✓ |
| Avon Lake Police Department | 37 | ✓ | ✓ | ✓ | ✓ | | | ✓ |
| Avon Police Department | 51 | ✓ | ✓ | ✓ | ✓ | | | ✓ |
| Elyria Police Department | 81 | ✓ | ✓ | ✓ | ✓ | | | ✓ |
| Grafton Police Department | 19 | ✓ | ✓ | ✓ | ✓ | | | ✓ |
| Lorain County Sheriff's Office | 118 | ✓ | ✓ | ✓ | ✓ | ✓ | ✓ | ✓ |
| Lorain Police Department | 208 | ✓ | ✓ | ✓ | ✓ | ✓ | ✓ | ✓ |
| North Ridgeville Police Department | 40 | ✓ | | | | | | ✓ |
| Oberlin Police Department | 24 | ✓ | ✓ | | | | | ✓ |
| Sheffield Lake Police Department | 12 | ✓ | ✓ | ✓ | ✓ | | | ✓ |
| Sheffield Village Police Department | 18 | ✓ | ✓ | | | | | ✓ |

Lucas County

431,279

Population
(2020)

99%

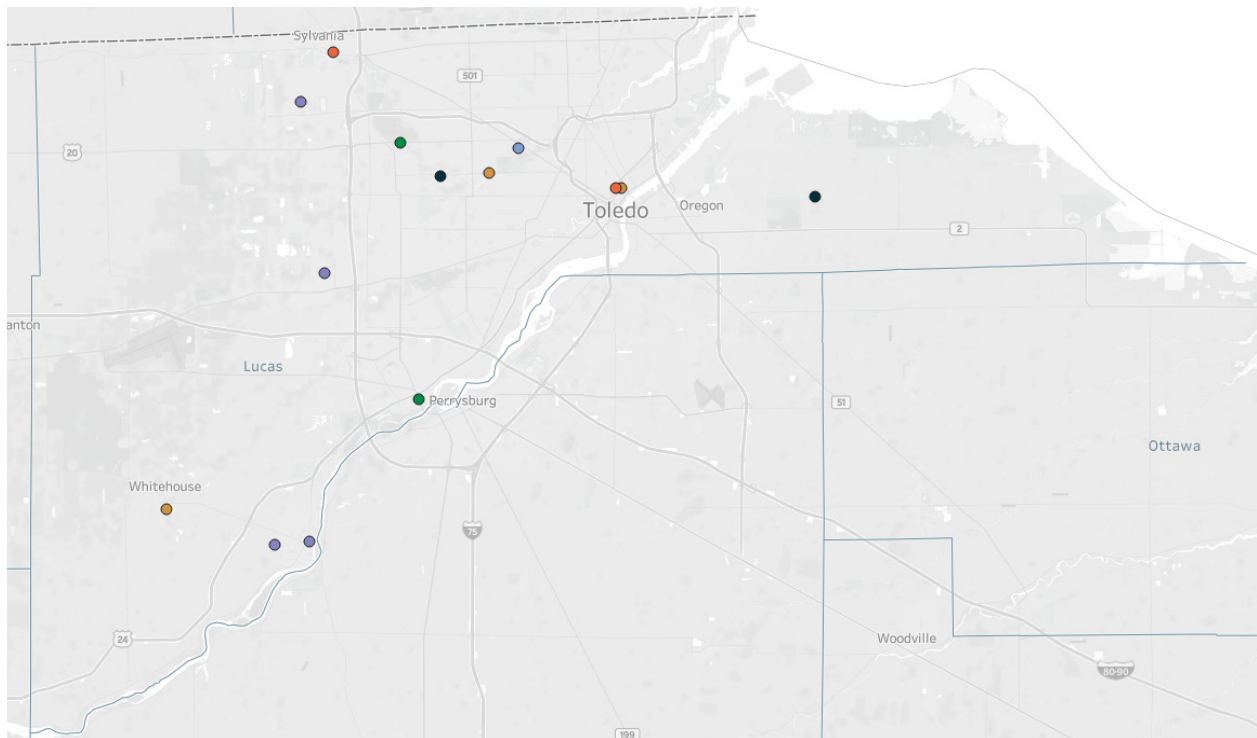
% Population Covered by
Law Enforcement Agencies
in any Phase of Certification

18

Law Enforcement
Agencies in County

14

Law Enforcement
Agencies in any
Phase of Certification



The Lucas County Sheriff's Office and Toledo Police Department are within close proximity to each other.

78%

% Law Enforcement Agencies in any Phase of Certification

1215

Law Enforcement Officers in County

1191

Officers in County in any Phase of Certification

98%

% Officers in County in any Phase of Certification

| Agency | Agency Size | Group 1 Certified | Group 2 Certified | Group 3 Certified | Group 4 Certified | Group 5 Certified | Group 6 Certified | Re-Cert. Group |
|---|-------------|-------------------|-------------------|-------------------|-------------------|-------------------|-------------------|----------------|
| Holland Police Department | 17 | ✓ | ✓ | ✓ | ✓ | | | |
| Lucas County Sheriff's Office | 241 | ✓ | ✓ | ✓ | ✓ | ✓ | | ✓ |
| Maumee Police Department | 38 | ✓ | ✓ | | | | | ✓ |
| Oregon Police Department | 48 | ✓ | ✓ | ✓ | | | | ✓ |
| Ottawa Hills Police Department | 13 | ✓ | ✓ | ✓ | In Process | In Process | | ✓ |
| ProMedica Police Department | 14 | ✓ | | | | | | |
| Sylvania Police Department | 49 | ✓ | ✓ | ✓ | ✓ | ✓ | | ✓ |
| Sylvania Township Police Department | 44 | ✓ | ✓ | ✓ | ✓ | | | ✓ |
| Toledo Metropolitan Park District Rangers | 29 | ✓ | ✓ | | | | | ✓ |
| Toledo Police Department | 629 | ✓ | ✓ | ✓ | ✓ | ✓ | ✓ | ✓ |
| University of Toledo Police Department | 30 | ✓ | ✓ | ✓ | ✓ | ✓ | ✓ | ✓ |
| Waterville Police Department | 12 | ✓ | ✓ | ✓ | ✓ | | | ✓ |
| Waterville Township Police Department | 9 | ✓ | ✓ | ✓ | ✓ | | | ✓ |
| Whitehouse Police Department | 18 | ✓ | ✓ | ✓ | ✓ | ✓ | ✓ | ✓ |

Madison County

43,824

Population
(2020)

33%

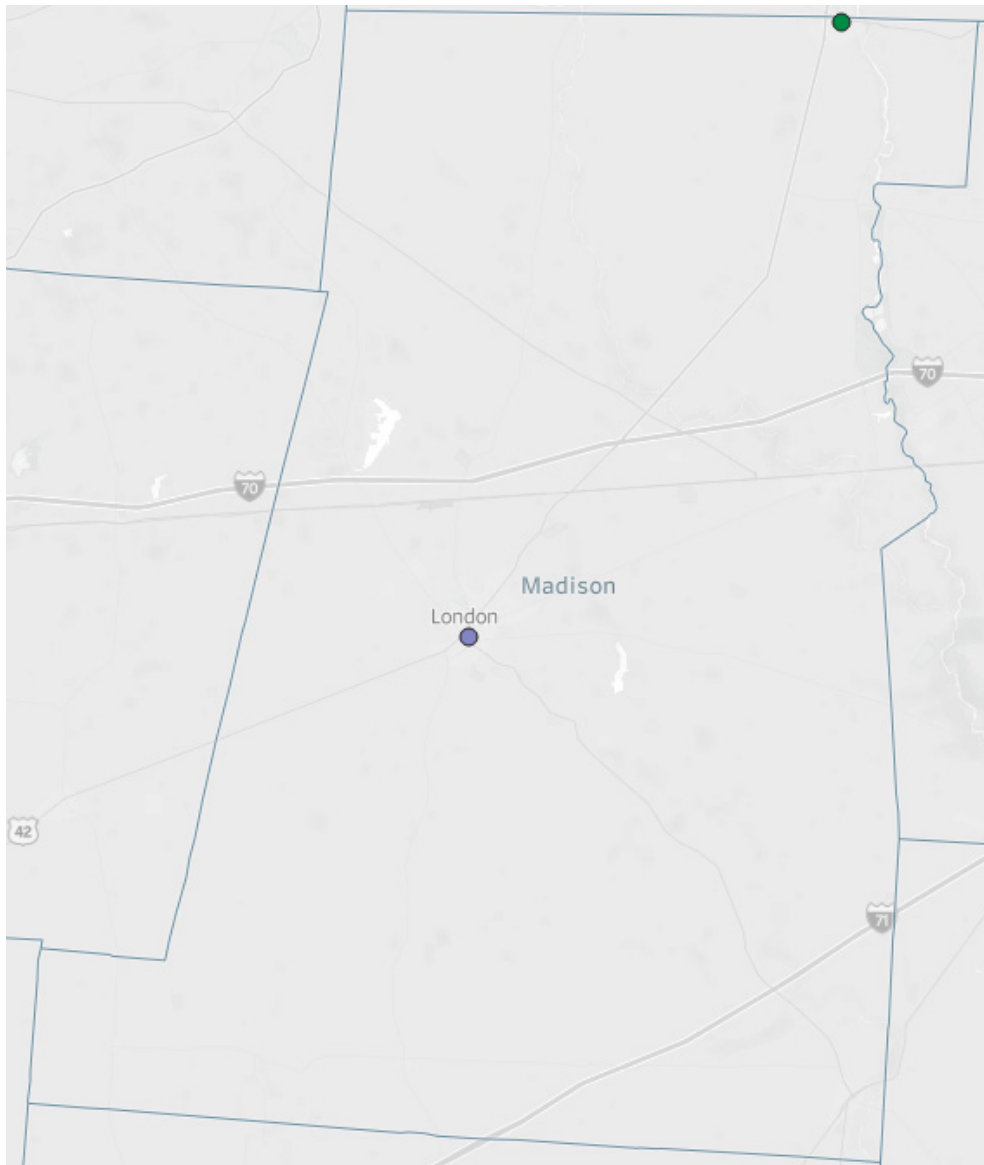
% Population Covered by
Law Enforcement Agencies
in any Phase of Certification

4

Law Enforcement
Agencies in County

2

Law Enforcement
Agencies in any
Phase of Certification



50%

% Law Enforcement Agencies in any Phase of Certification

192

Law Enforcement Officers in County

34

Officers in County in any Phase of Certification

18%

% Officers in County in any Phase of Certification

| Agency | Agency Size | Group 1 Certified | Group 2 Certified | Group 3 Certified | Group 4 Certified | Group 5 Certified | Group 6 Certified | Re-Cert. Group |
|------------------------------|-------------|-------------------|-------------------|-------------------|-------------------|-------------------|-------------------|----------------|
| London Police Department | 21 | ✓ | ✓ | ✓ | ✓ | | | ✓ |
| Plain City Police Department | 13 | ✓ | ✓ | | | | | ✓ |

Mahoning County

228,614

Population
(2020)

93%

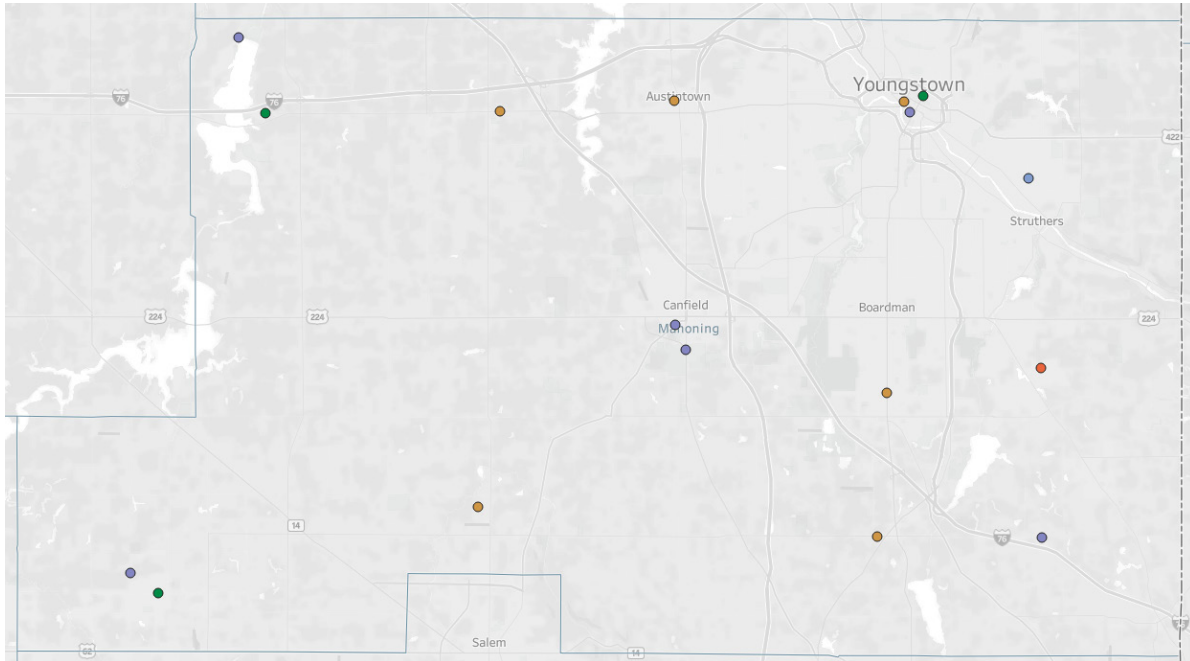
% Population Covered by
Law Enforcement Agencies
in any Phase of Certification

22

Law Enforcement
Agencies in County

17

Law Enforcement
Agencies in any
Phase of Certification



77%

% Law Enforcement Agencies in any Phase of Certification

803

Law Enforcement Officers in County

709

Officers in County in any Phase of Certification

88%

% Officers in County in any Phase of Certification

| Agency | Agency Size | Group 1 Certified | Group 2 Certified | Group 3 Certified | Group 4 Certified | Group 5 Certified | Group 6 Certified | Re-Cert. Group |
|---|-------------|-------------------|-------------------|-------------------|-------------------|-------------------|-------------------|----------------|
| Austintown Police Department | 44 | ✓ | ✓ | ✓ | ✓ | ✓ | ✓ | ✓ |
| Beaver Police Department | 20 | ✓ | ✓ | ✓ | ✓ | ✓ | ✓ | ✓ |
| Boardman Township Police Department | 60 | ✓ | ✓ | ✓ | ✓ | ✓ | ✓ | ✓ |
| Campbell Police Department | 27 | ✓ | | | | | | |
| Canfield Police Department | 24 | ✓ | ✓ | ✓ | ✓ | | | ✓ |
| Craig Beach Police Department | 4 | ✓ | ✓ | ✓ | ✓ | | | |
| Goshen Township Police Department - Mahoning | 17 | ✓ | ✓ | ✓ | ✓ | ✓ | ✓ | |
| Jackson Township Police Department - Mahoning | 15 | ✓ | ✓ | ✓ | ✓ | ✓ | ✓ | ✓ |
| Mahoning County Sheriff's Office | 216 | ✓ | ✓ | ✓ | ✓ | ✓ | ✓ | ✓ |
| Mill Creek MetroParks Police Department | 33 | ✓ | ✓ | ✓ | ✓ | | | ✓ |
| Milton Township Police Department | 9 | ✓ | ✓ | | | | | |
| Poland Township Police Department | 18 | ✓ | ✓ | ✓ | ✓ | ✓ | In Process | |
| Sebring Police Department | 10 | ✓ | ✓ | | | | | ✓ |
| Smith Township Police Department | 12 | ✓ | ✓ | ✓ | ✓ | | | |
| Springfield Township Police Department - Mahoning | 12 | ✓ | ✓ | ✓ | ✓ | | | ✓ |
| Youngstown Police Department | 128 | ✓ | ✓ | ✓ | ✓ | | | ✓ |
| Youngstown State University Police Department | 60 | ✓ | ✓ | | | | | ✓ |

Marion County

65,359

Population
(2020)

100%

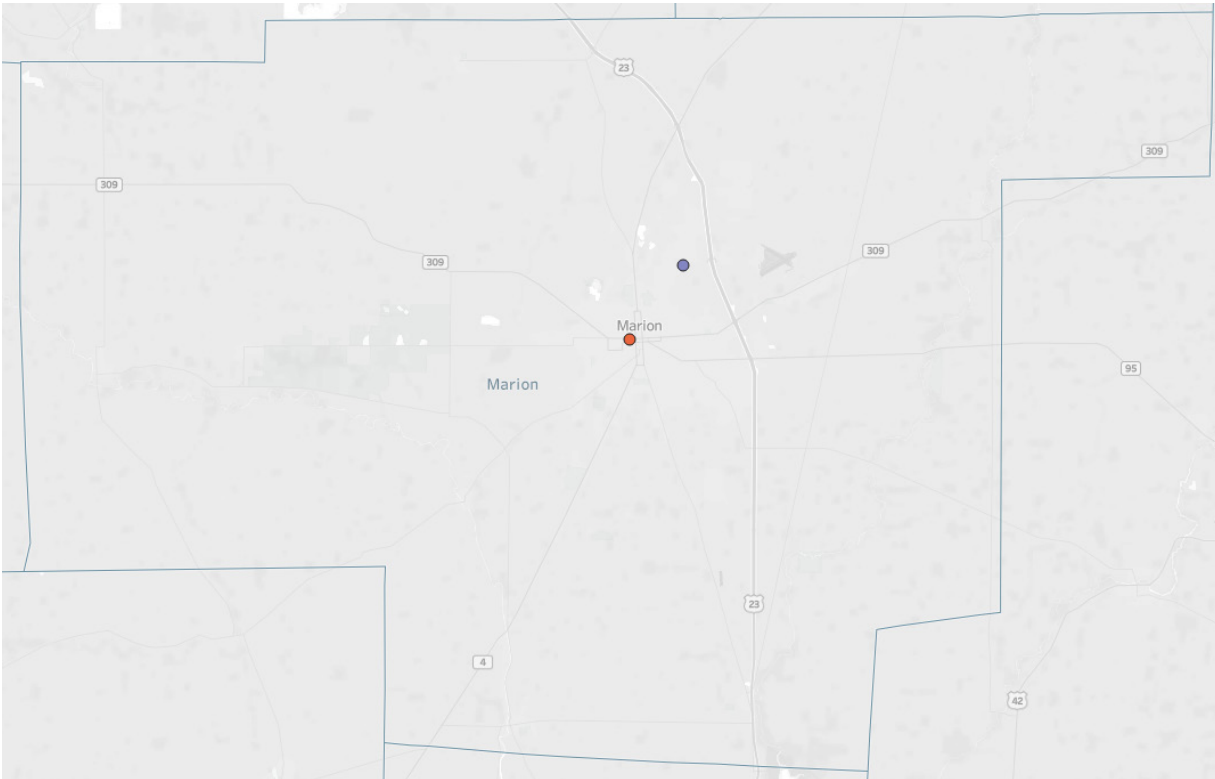
% Population Covered by
Law Enforcement Agencies
in any Phase of Certification

2

Law Enforcement
Agencies in County

2

Law Enforcement
Agencies in any
Phase of Certification



100%

% Law Enforcement
Agencies in any
Phase of Certification

114

Law Enforcement
Officers
in County

114

Officers in County in
any Phase of Certification

100%

% Officers in County in
any Phase of Certification

| Agency | Agency Size | Group 1 Certified | Group 2 Certified | Group 3 Certified | Group 4 Certified | Group 5 Certified | Group 6 Certified | Re-Cert. Group |
|--------------------------------|-------------|-------------------|-------------------|-------------------|-------------------|-------------------|-------------------|----------------|
| Marion County Sheriff's Office | 45 | ✓ | ✓ | ✓ | ✓ | | | ✓ |
| Marion Police Department | 69 | ✓ | ✓ | ✓ | ✓ | ✓ | | ✓ |

Medina County

182,470

Population
(2020)

99%

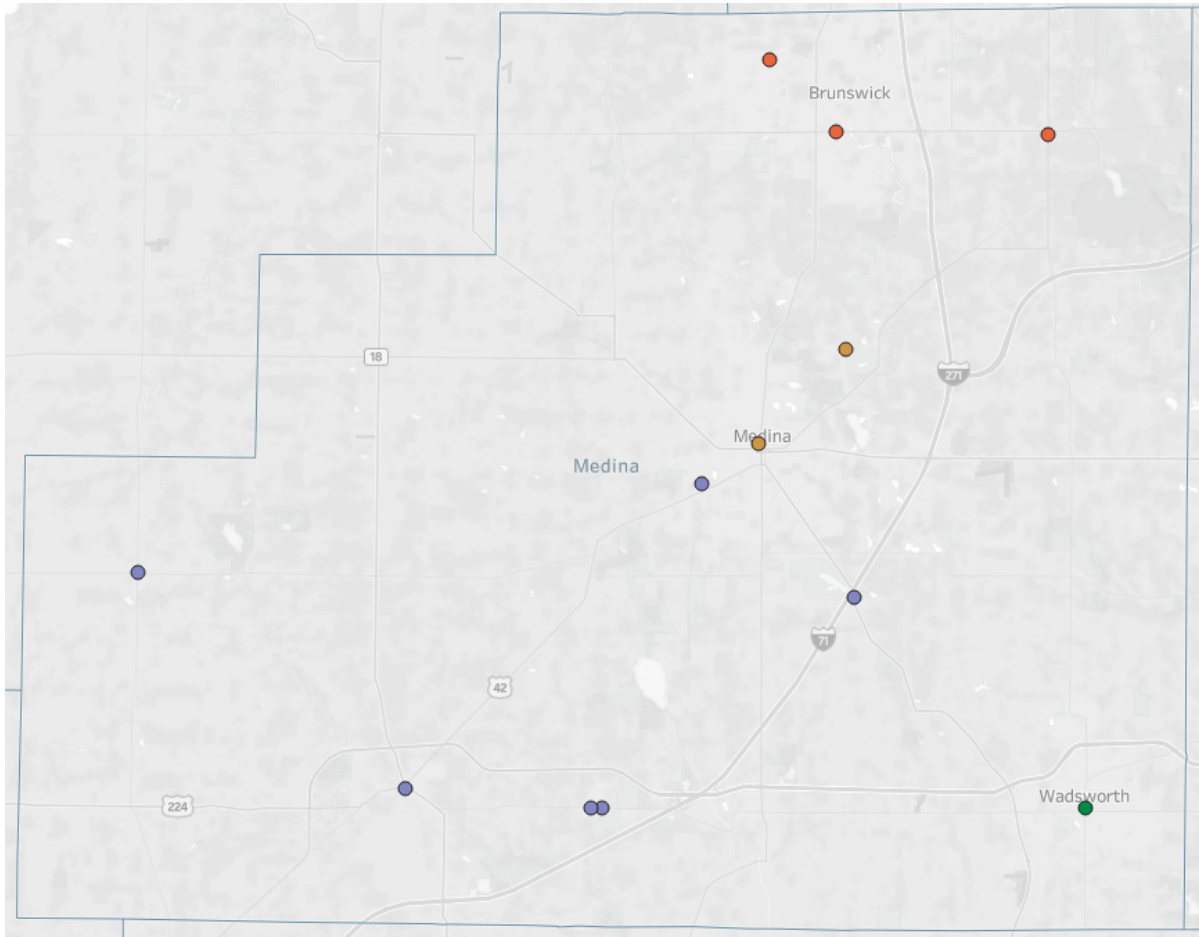
% Population Covered by
Law Enforcement Agencies
in any Phase of Certification

13

Law Enforcement
Agencies in County

12

Law Enforcement
Agencies in any
Phase of Certification



92%

% Law Enforcement Agencies in any Phase of Certification

381

Law Enforcement Officers in County

374

Officers in County in any Phase of Certification

98%

% Officers in County in any Phase of Certification

| Agency | Agency Size | Group 1 Certified | Group 2 Certified | Group 3 Certified | Group 4 Certified | Group 5 Certified | Group 6 Certified | Re-Cert. Group |
|--------------------------------------|-------------|-------------------|-------------------|-------------------|-------------------|-------------------|-------------------|----------------|
| Brunswick Hills Police Department | 20 | ✓ | ✓ | ✓ | ✓ | ✓ | | ✓ |
| Brunswick Police Department | 43 | ✓ | ✓ | ✓ | ✓ | ✓ | | ✓ |
| Hinckley Police Department | 13 | ✓ | ✓ | ✓ | ✓ | ✓ | | ✓ |
| Lodi Police Department | 7 | ✓ | ✓ | ✓ | ✓ | | | ✓ |
| Medina County Sheriff's Office | 134 | ✓ | ✓ | ✓ | ✓ | | | ✓ |
| Medina Police Department | 62 | ✓ | ✓ | ✓ | ✓ | ✓ | ✓ | ✓ |
| Medina Township Police Department | 11 | ✓ | ✓ | ✓ | ✓ | ✓ | ✓ | ✓ |
| Montville Township Police Department | 21 | ✓ | ✓ | ✓ | ✓ | | | ✓ |
| Spencer Police Department | 8 | ✓ | ✓ | ✓ | ✓ | | | |
| Wadsworth Police Department | 35 | ✓ | ✓ | | | | | ✓ |
| Westfield Center Police Department | 2 | ✓ | ✓ | ✓ | ✓ | | | ✓ |
| Westfield OFIC Police Department | 18 | ✓ | ✓ | ✓ | ✓ | | | |

Meigs County

22,210

Population
(2020)

88%

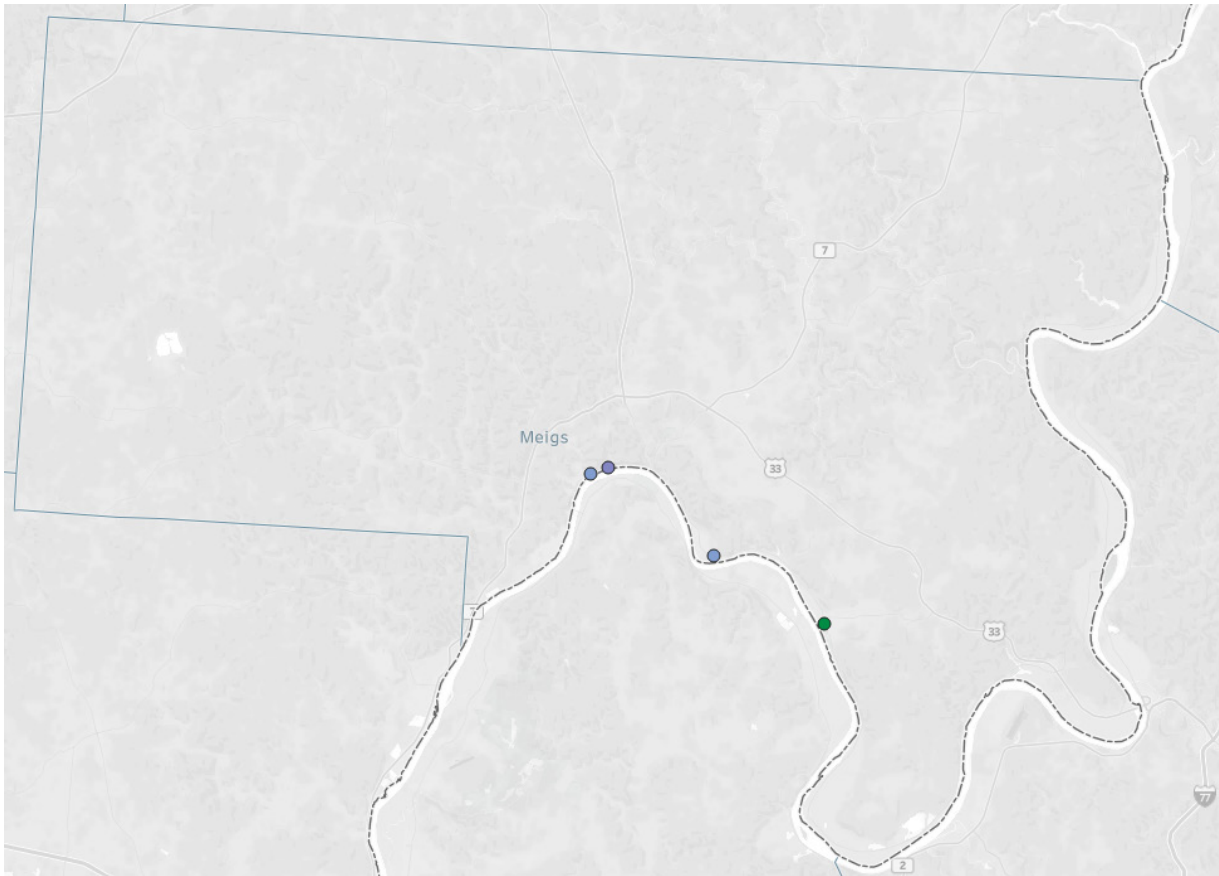
% Population Covered by
Law Enforcement Agencies
in any Phase of Certification

6

Law Enforcement
Agencies in County

4

Law Enforcement
Agencies in any
Phase of Certification



67%

% Law Enforcement Agencies in any Phase of Certification

72

Law Enforcement Officers in County

53

Officers in County in any Phase of Certification

74%

% Officers in County in any Phase of Certification

| Agency | Agency Size | Group 1 Certified | Group 2 Certified | Group 3 Certified | Group 4 Certified | Group 5 Certified | Group 6 Certified | Re-Cert. Group |
|-------------------------------|-------------|-------------------|-------------------|-------------------|-------------------|-------------------|-------------------|----------------|
| Meigs County Sheriff's Office | 34 | ✓ | | | | | | ✓ |
| Pomeroy Police Department | 10 | ✓ | ✓ | ✓ | ✓ | | | ✓ |
| Racine Police Department | 5 | ✓ | ✓ | | | | | |
| Syracuse Police Department | 4 | ✓ | | | | | | |

Mercer County

42,528

Population
(2020)

63%

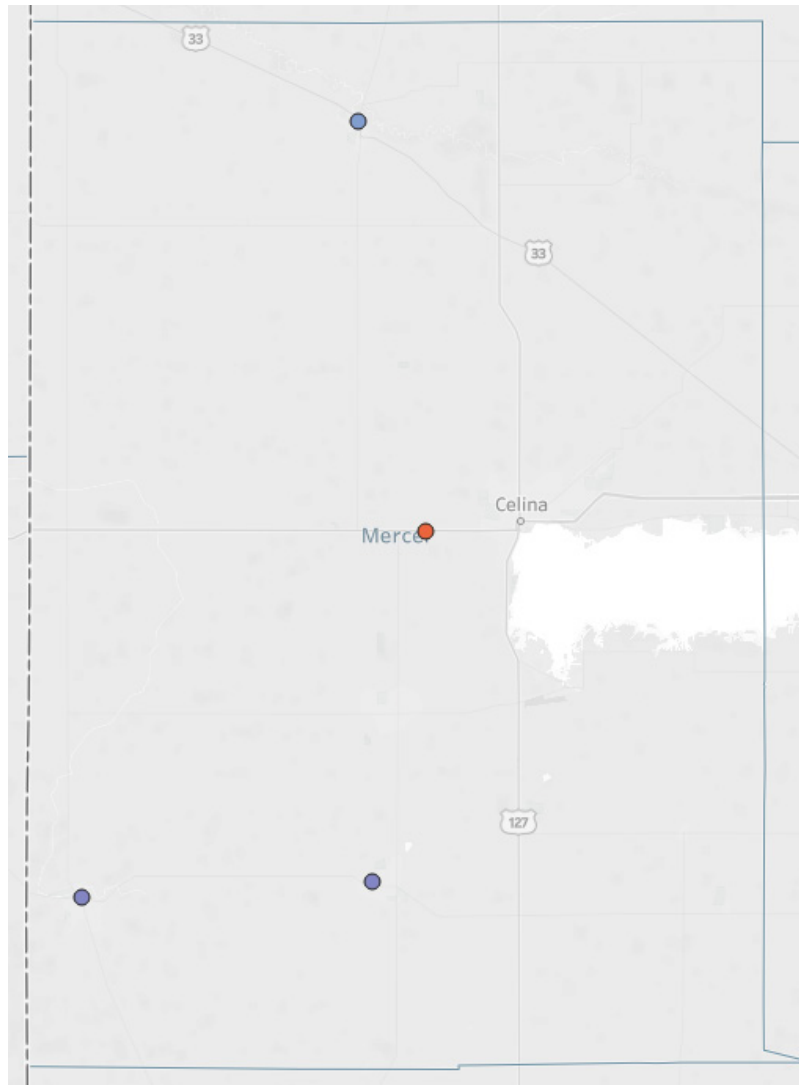
% Population Covered by
Law Enforcement Agencies
in any Phase of Certification

6

Law Enforcement
Agencies in County

4

Law Enforcement
Agencies in any
Phase of Certification



67%

% Law Enforcement Agencies in any Phase of Certification

76

Law Enforcement Officers in County

49

Officers in County in any Phase of Certification

64%

% Officers in County in any Phase of Certification

| Agency | Agency Size | Group 1 Certified | Group 2 Certified | Group 3 Certified | Group 4 Certified | Group 5 Certified | Group 6 Certified | Re-Cert. Group |
|---------------------------------|-------------|-------------------|-------------------|-------------------|-------------------|-------------------|-------------------|----------------|
| Fort Recovery Police Department | 3 | ✓ | ✓ | ✓ | ✓ | | | |
| Mercer County Sheriff's Office | 31 | ✓ | ✓ | ✓ | ✓ | ✓ | | ✓ |
| Rockford Police Department | 8 | ✓ | | | | | | |
| Saint Henry Police Department | 7 | ✓ | ✓ | ✓ | ✓ | | | ✓ |

Miami County

108,774

Population
(2020)

100%

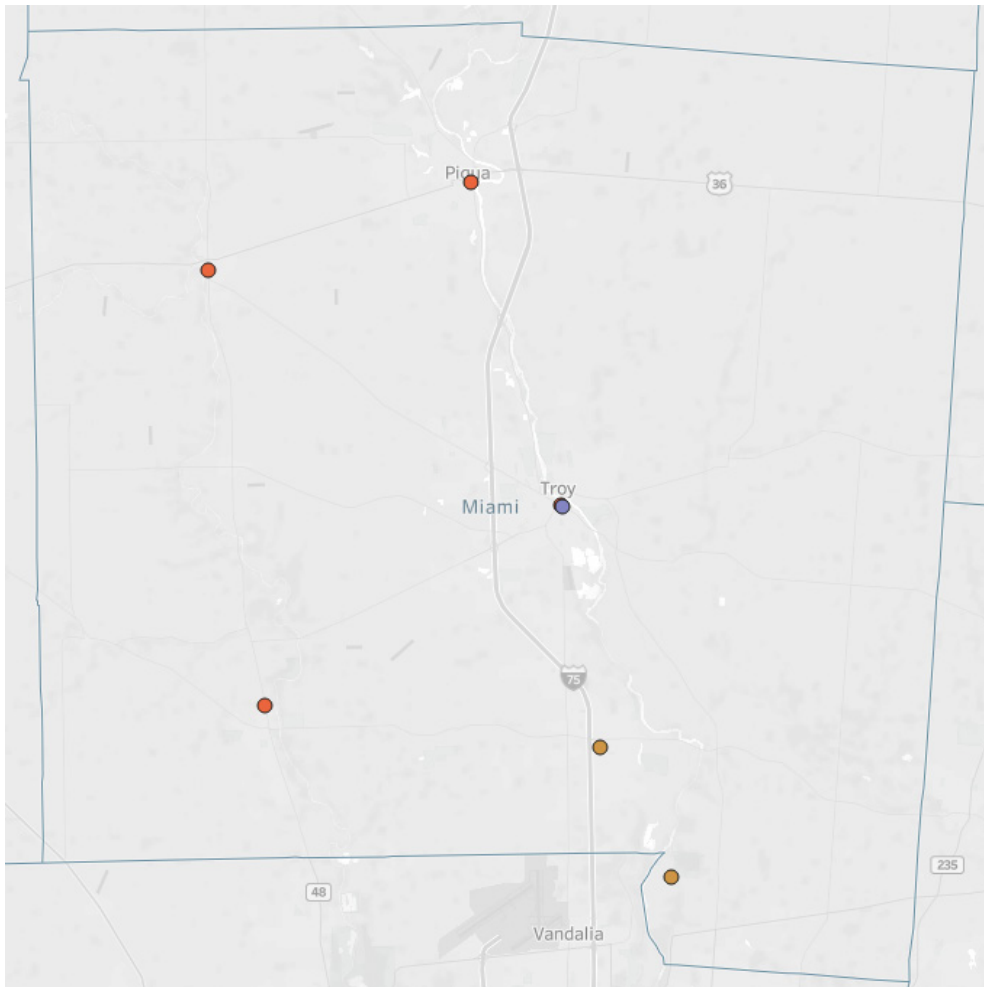
% Population Covered by
Law Enforcement Agencies
in any Phase of Certification

8

Law Enforcement
Agencies in County

7

Law Enforcement
Agencies in any
Phase of Certification



The Miami County Sheriff's Office and Miami County Parks District are in close proximity of each other.

88%

% Law Enforcement Agencies in any Phase of Certification

211

Law Enforcement Officers in County

204

Officers in County in any Phase of Certification

97%

% Officers in County in any Phase of Certification

| Agency | Agency Size | Group 1 Certified | Group 2 Certified | Group 3 Certified | Group 4 Certified | Group 5 Certified | Group 6 Certified | Re-Cert. Group |
|------------------------------------|-------------|-------------------|-------------------|-------------------|-------------------|-------------------|-------------------|----------------|
| Covington Police Department | 10 | ✓ | ✓ | | ✓ | ✓ | | ✓ |
| Miami County Park District Rangers | 5 | ✓ | ✓ | ✓ | ✓ | ✓ | ✓ | ✓ |
| Miami County Sheriff's Office | 69 | ✓ | ✓ | ✓ | ✓ | | | ✓ |
| Piqua Police Department | 39 | ✓ | ✓ | ✓ | ✓ | ✓ | | ✓ |
| Tipp City Police Department | 23 | ✓ | ✓ | ✓ | ✓ | ✓ | ✓ | ✓ |
| Troy Police Department | 49 | ✓ | ✓ | ✓ | ✓ | ✓ | | ✓ |
| West Milton Police Department | 9 | ✓ | ✓ | ✓ | ✓ | ✓ | | ✓ |

Monroe County

13,385

Population
(2020)

0%

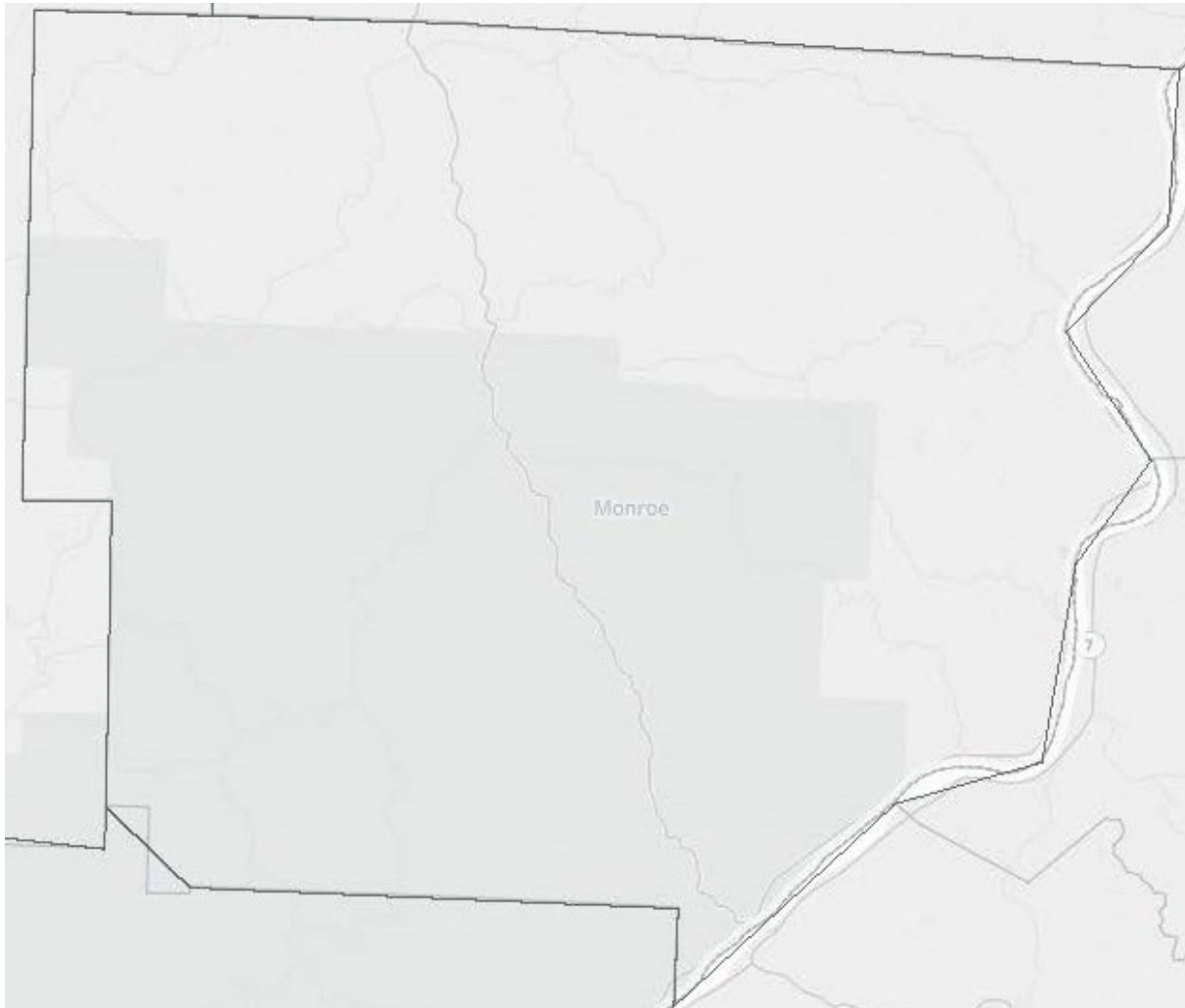
% Population Covered by
Law Enforcement Agencies
in any Phase of Certification

2

Law Enforcement
Agencies in County

0

Law Enforcement
Agencies in any
Phase of Certification



0%

% Law Enforcement
Agencies in any
Phase of Certification

52

Law Enforcement
Officers
in County

0

Officers in County in
any Phase of Certification

0%

% Officers in County in
any Phase of Certification

Montgomery County

537,309

Population
(2020)

96%

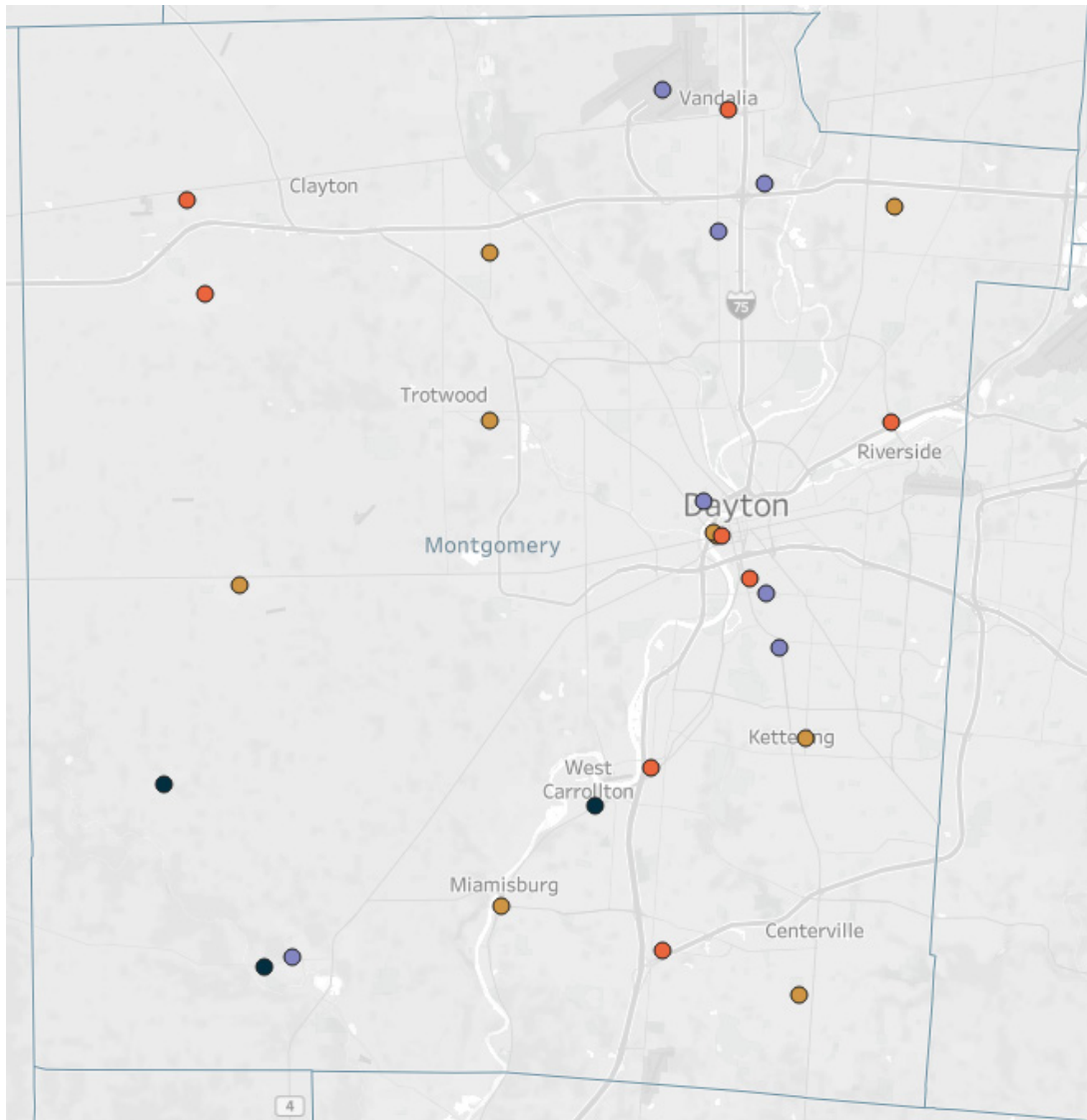
% Population Covered by
Law Enforcement Agencies
in any Phase of Certification

31

Law Enforcement
Agencies in County

27

Law Enforcement
Agencies in any
Phase of Certification



The Montgomery County Sheriff's Office, Dayton Police Department, and University of Dayton Police Department are all within close proximity to each other.

87%

% Law Enforcement
Agencies in any
Phase of Certification

1549

Law Enforcement
Officers
in County

1503

Officers in County in
any Phase of Certification

97%

% Officers in County in
any Phase of Certification

| Agency | Agency Size | Group 1 Certified | Group 2 Certified | Group 3 Certified | Group 4 Certified | Group 5 Certified | Group 6 Certified | Re-Cert. Group |
|---|-------------|-------------------|-------------------|-------------------|-------------------|-------------------|-------------------|----------------|
| Brookville Police Department | 14 | ✓ | ✓ | ✓ | ✓ | ✓ | | ✓ |
| Butler Township Police Department | 24 | ✓ | ✓ | ✓ | ✓ | | | ✓ |
| Centerville Police Department - Montgomery | 41 | ✓ | ✓ | ✓ | ✓ | ✓ | ✓ | ✓ |
| Clay Township Police Department - Montgomery | 15 | ✓ | ✓ | ✓ | ✓ | ✓ | | ✓ |
| Clayton Police Department | 17 | ✓ | ✓ | ✓ | ✓ | ✓ | ✓ | ✓ |
| Dayton International Airport Police Department | 28 | ✓ | ✓ | ✓ | ✓ | | | ✓ |
| Dayton Police Department | 331 | ✓ | ✓ | ✓ | ✓ | ✓ | | ✓ |
| Five Rivers Metro Parks Rangers | 33 | ✓ | ✓ | ✓ | ✓ | | | |
| German Township Police Department - Montgomery | 6 | ✓ | ✓ | ✓ | | | | ✓ |
| Germantown Police Department | 31 | ✓ | ✓ | ✓ | ✓ | | | |
| Huber Heights Police Division | 55 | ✓ | ✓ | ✓ | ✓ | ✓ | ✓ | ✓ |
| Jackson Township Police Department - Montgomery | 18 | ✓ | ✓ | ✓ | | | | ✓ |
| Kettering Health Network Police Department | 150 | ✓ | ✓ | ✓ | ✓ | | | ✓ |
| Kettering Police Department | 83 | ✓ | ✓ | ✓ | ✓ | ✓ | ✓ | ✓ |
| Miami Township Police Department - Montgomery | 40 | ✓ | ✓ | ✓ | ✓ | ✓ | | ✓ |
| Miamisburg Police Department | 37 | ✓ | ✓ | ✓ | ✓ | ✓ | ✓ | ✓ |
| Montgomery County Sheriff's Office | 240 | ✓ | ✓ | ✓ | ✓ | ✓ | ✓ | ✓ |
| Moraine Police Department | 28 | ✓ | ✓ | ✓ | ✓ | ✓ | | ✓ |
| New Lebanon Police Department | 17 | ✓ | ✓ | ✓ | ✓ | ✓ | ✓ | ✓ |
| Oakwood Police Department - Montgomery | 29 | ✓ | ✓ | ✓ | ✓ | | | ✓ |
| Premier Health Department of Public Safety | 86 | ✓ | ✓ | ✓ | ✓ | ✓ | | In Process |
| Riverside Police Department | 29 | ✓ | ✓ | ✓ | ✓ | ✓ | | ✓ |
| Sinclair Community College Police Department | 21 | ✓ | ✓ | ✓ | ✓ | ✓ | ✓ | ✓ |
| Trotwood Police Department | 38 | ✓ | ✓ | ✓ | ✓ | ✓ | ✓ | ✓ |
| University of Dayton Police Department | 35 | ✓ | ✓ | ✓ | ✓ | | | |
| Vandalia Police Department | 32 | ✓ | ✓ | ✓ | ✓ | ✓ | | ✓ |
| West Carrollton Police Department | 25 | ✓ | ✓ | ✓ | | | | ✓ |

Morgan County

13,802

Population
(2020)

12%

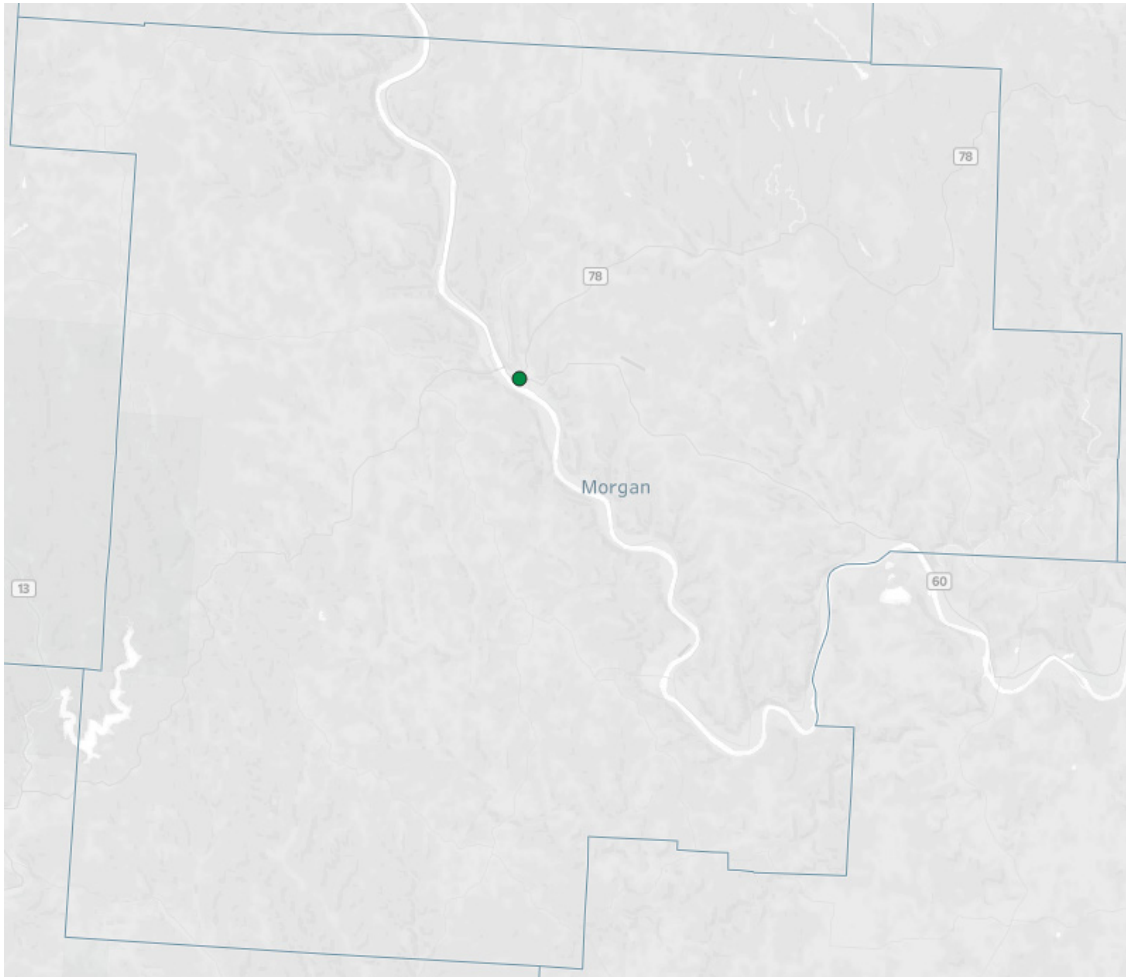
% Population Covered by
Law Enforcement Agencies
in any Phase of Certification

2

Law Enforcement
Agencies in County

1

Law Enforcement
Agencies in any
Phase of Certification



50%

% Law Enforcement Agencies in any Phase of Certification

20

Law Enforcement Officers in County

5

Officers in County in any Phase of Certification

25%

% Officers in County in any Phase of Certification

| Agency | Agency Size | Group 1 Certified | Group 2 Certified | Group 3 Certified | Group 4 Certified | Group 5 Certified | Group 6 Certified | Re-Cert. Group |
|----------------------------------|-------------|-------------------|-------------------|-------------------|-------------------|-------------------|-------------------|----------------|
| McConnelsville Police Department | 5 | ✓ | ✓ | | | | | |

Morrow County

34,950

Population
(2020)

94%

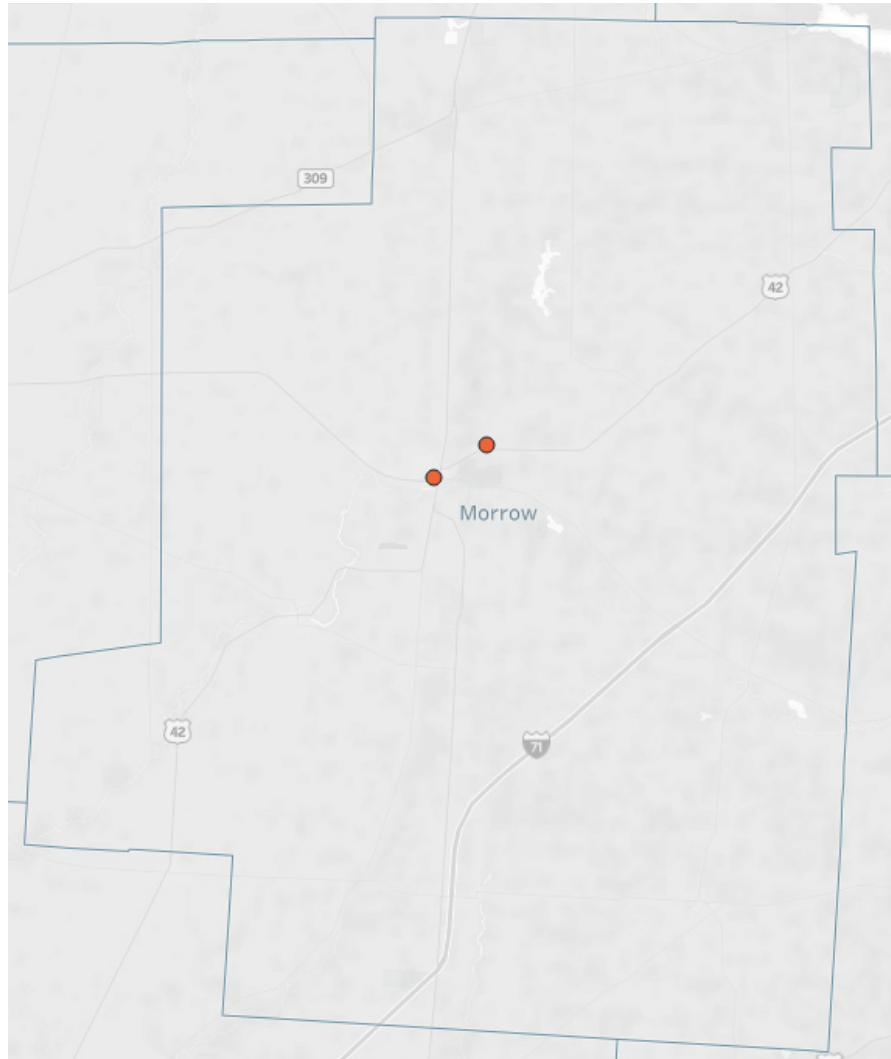
% Population Covered by
Law Enforcement Agencies
in any Phase of Certification

3

Law Enforcement
Agencies in County

2

Law Enforcement
Agencies in any
Phase of Certification



67%

% Law Enforcement Agencies in any Phase of Certification

64

Law Enforcement Officers in County

46

Officers in County in any Phase of Certification

72%

% Officers in County in any Phase of Certification

| Agency | Agency Size | Group 1 Certified | Group 2 Certified | Group 3 Certified | Group 4 Certified | Group 5 Certified | Group 6 Certified | Re-Cert. Group |
|--------------------------------|-------------|-------------------|-------------------|-------------------|-------------------|-------------------|-------------------|----------------|
| Morrow County Sheriff's Office | 35 | ✓ | ✓ | ✓ | ✓ | ✓ | | ✓ |
| Mount Gilead Police Department | 11 | ✓ | ✓ | ✓ | ✓ | ✓ | | |

Muskingum County

86,410

Population
(2020)

98%

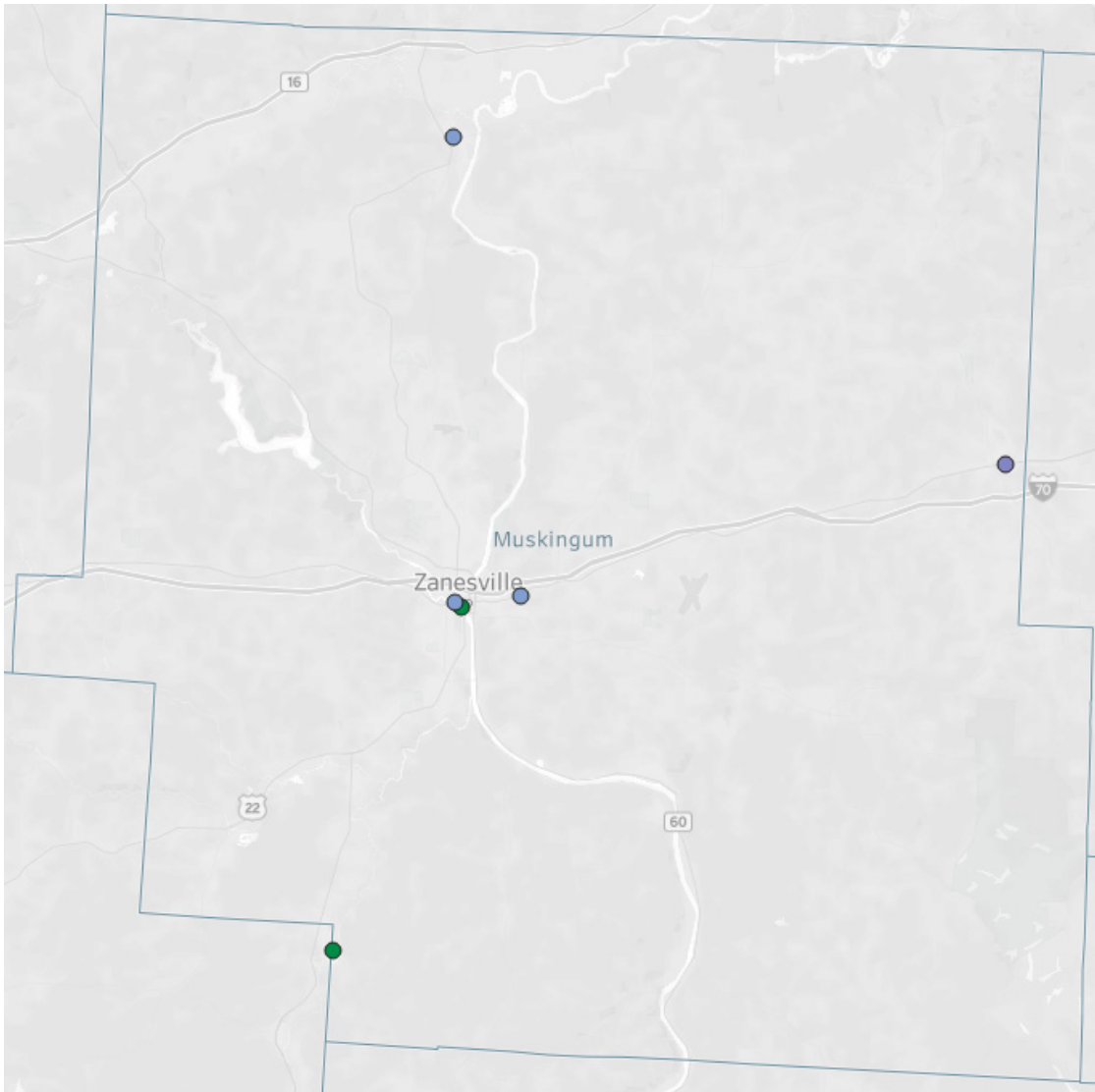
% Population Covered by
Law Enforcement Agencies
in any Phase of Certification

7

Law Enforcement
Agencies in County

6

Law Enforcement
Agencies in any
Phase of Certification



The Zanesville Police Department and South Zanesville Police Department are in close proximity to each other.

86%

% Law Enforcement Agencies in any Phase of Certification

180

Law Enforcement Officers in County

176

Officers in County in any Phase of Certification

98%

% Officers in County in any Phase of Certification

| Agency | Agency Size | Group 1 Certified | Group 2 Certified | Group 3 Certified | Group 4 Certified | Group 5 Certified | Group 6 Certified | Re-Cert. Group |
|------------------------------------|-------------|-------------------|-------------------|-------------------|-------------------|-------------------|-------------------|----------------|
| Dresden Police Department | 6 | ✓ | | | | | | |
| Muskingum County Sheriff's Office | 98 | ✓ | | | | | | ✓ |
| New Concord Police Department | 7 | ✓ | ✓ | ✓ | ✓ | | | ✓ |
| Roseville Police Department | 1 | ✓ | ✓ | | | | | ✓ |
| South Zanesville Police Department | 6 | ✓ | | | | | | |
| Zanesville Police Department | 58 | ✓ | ✓ | | | | | ✓ |

Noble County

14,115

Population
(2020)

0%

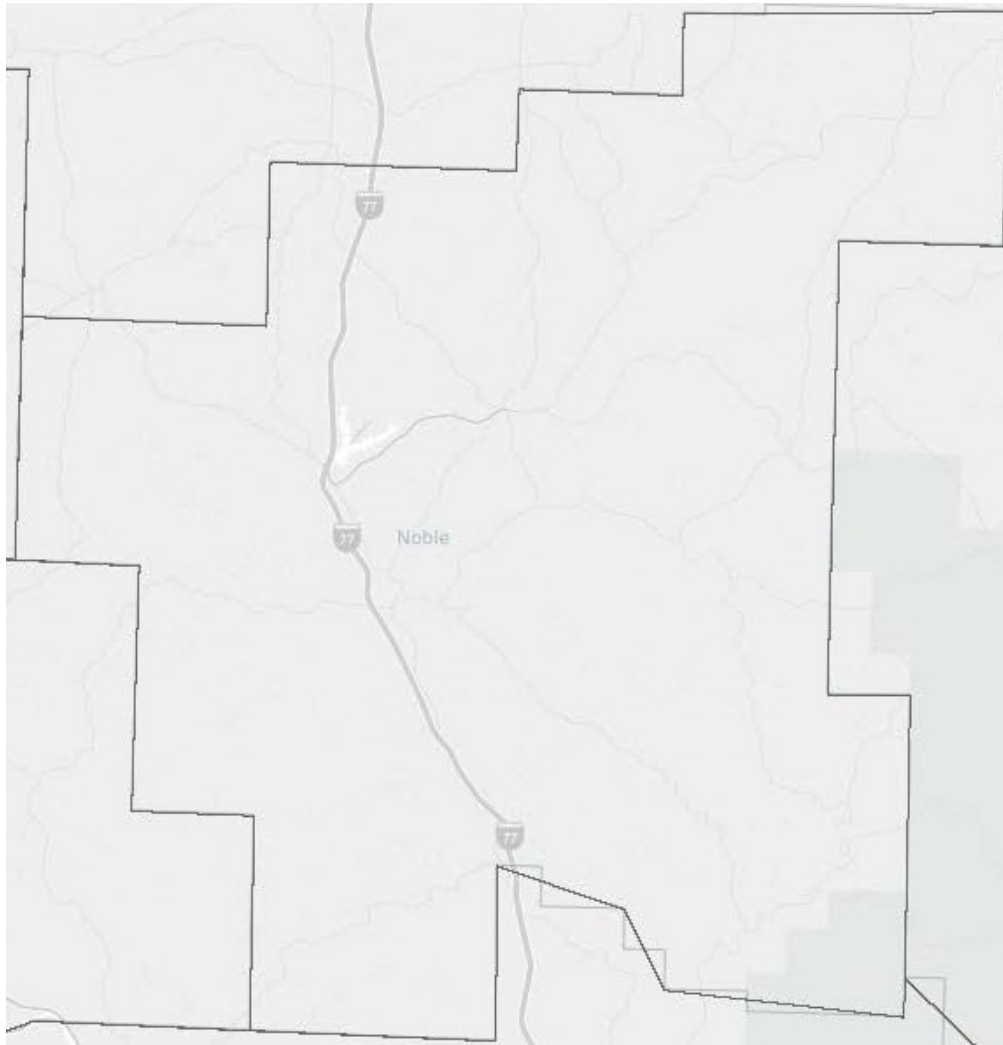
% Population Covered by
Law Enforcement Agencies
in any Phase of Certification

1

Law Enforcement
Agencies in County

0

Law Enforcement
Agencies in any
Phase of Certification



0%

% Law Enforcement
Agencies in any
Phase of Certification

39

Law Enforcement
Officers
in County

0

Officers in County in
any Phase of Certification

0%

% Officers in County in
any Phase of Certification

Ottawa County

40,364

Population
(2020)

72%

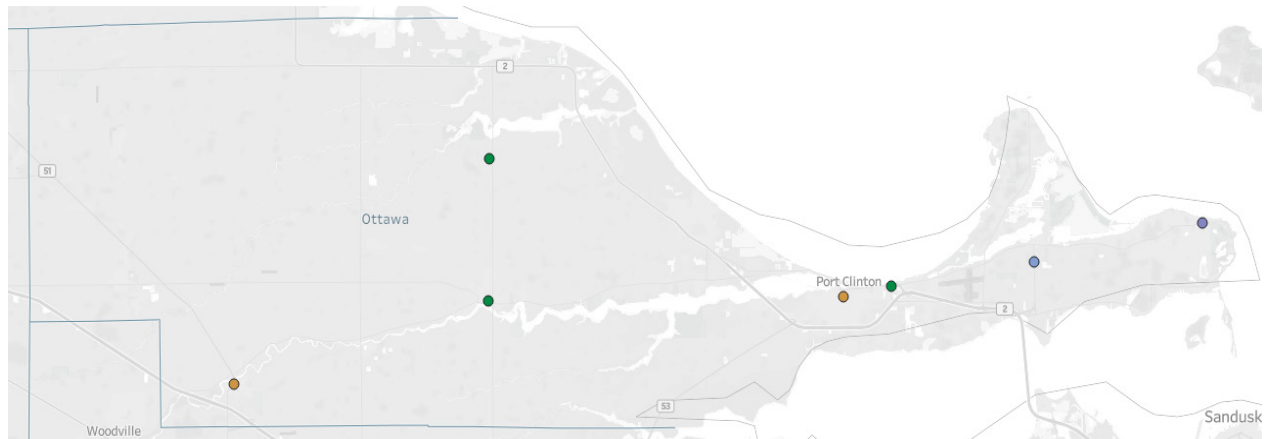
% Population Covered by
Law Enforcement Agencies
in any Phase of Certification

12

Law Enforcement
Agencies in County

7

Law Enforcement
Agencies in any
Phase of Certification



58%

% Law Enforcement Agencies in any Phase of Certification

168

Law Enforcement Officers in County

121

Officers in County in any Phase of Certification

72%

% Officers in County in any Phase of Certification

| Agency | Agency Size | Group 1 Certified | Group 2 Certified | Group 3 Certified | Group 4 Certified | Group 5 Certified | Group 6 Certified | Re-Cert. Group |
|------------------------------------|-------------|-------------------|-------------------|-------------------|-------------------|-------------------|-------------------|----------------|
| Carroll Township Police Department | 10 | ✓ | ✓ | | | | | ✓ |
| Danbury Township Police Department | 8 | ✓ | | | | | | ✓ |
| Elmore Police Department | 7 | ✓ | ✓ | ✓ | ✓ | ✓ | ✓ | ✓ |
| Marblehead Police Department | 9 | ✓ | ✓ | ✓ | ✓ | | | |
| Oak Harbor Police Department | 12 | ✓ | ✓ | | | | | ✓ |
| Ottawa County Sheriff's Office | 56 | ✓ | ✓ | ✓ | ✓ | ✓ | ✓ | ✓ |
| Port Clinton Police Department | 19 | ✓ | ✓ | | | | | ✓ |

Paulding County

18,806

Population
(2020)

0%

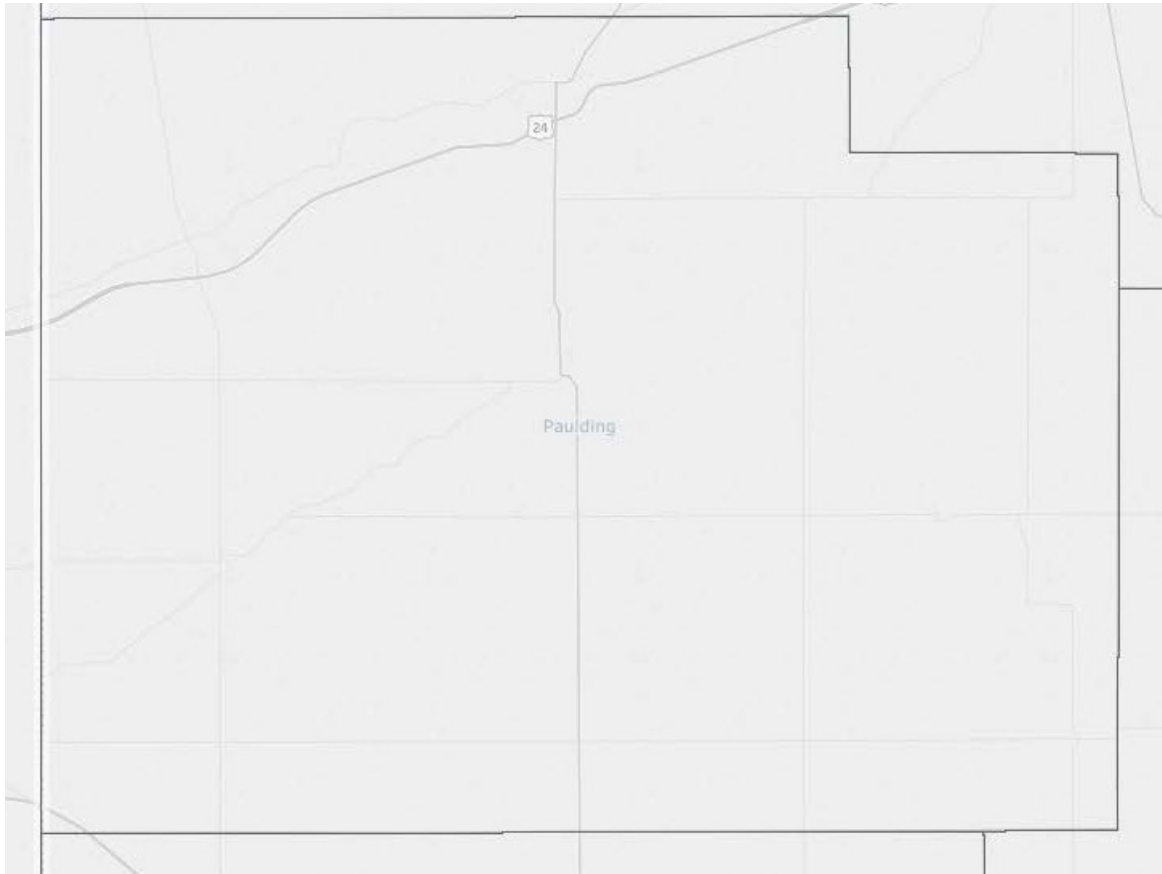
% Population Covered by
Law Enforcement Agencies
in any Phase of Certification

5

Law Enforcement
Agencies in County

0

Law Enforcement
Agencies in any
Phase of Certification



0%

% Law Enforcement
Agencies in any
Phase of Certification

66

Law Enforcement
Officers
in County

0

Officers in County in
any Phase of Certification

0%

% Officers in County in
any Phase of Certification

Perry County

35,408

Population
(2020)

99%

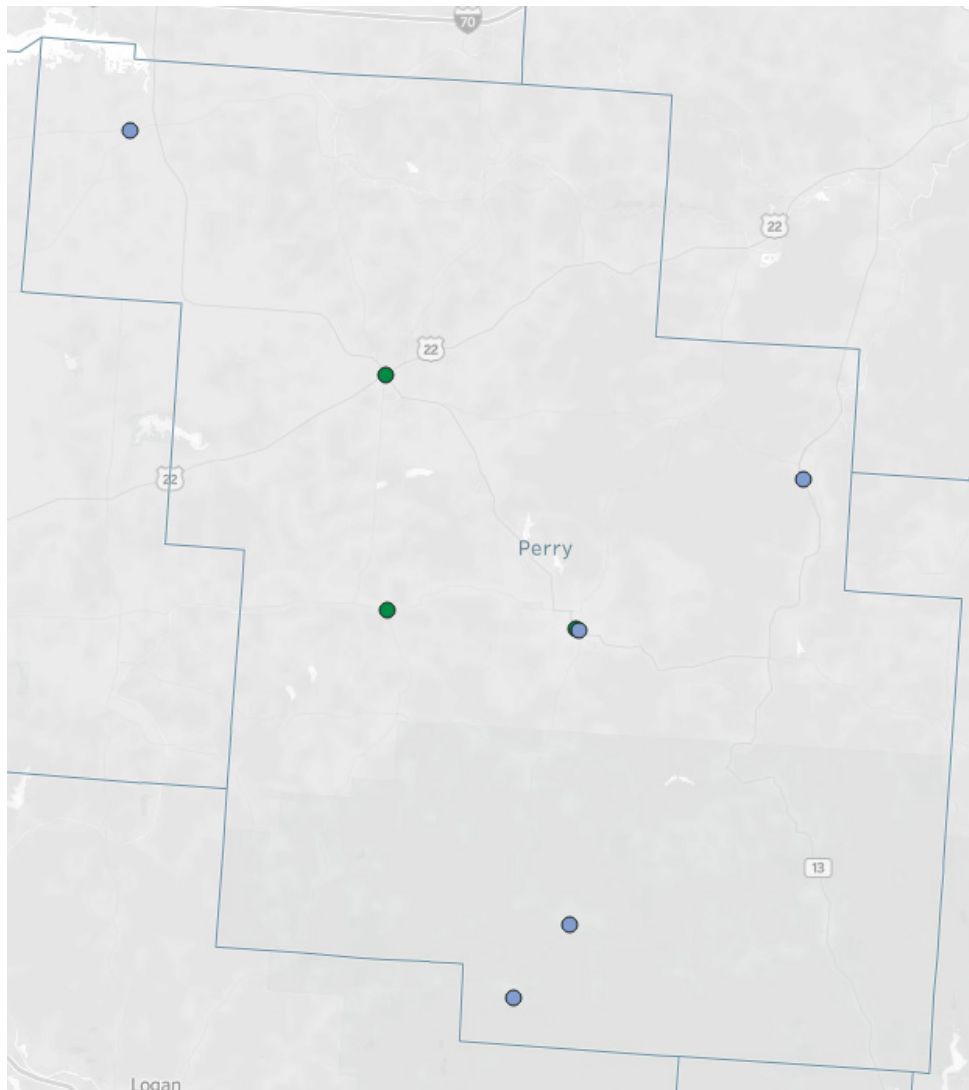
% Population Covered by
Law Enforcement Agencies
in any Phase of Certification

9

Law Enforcement
Agencies in County

8

Law Enforcement
Agencies in any
Phase of Certification



The Perry County Sheriff's Office and the New Lexington Police Department are in close proximity to each other.

89%

% Law Enforcement Agencies in any Phase of Certification

80

Law Enforcement Officers in County

72

Officers in County in any Phase of Certification

90%

% Officers in County in any Phase of Certification

| Agency | Agency Size | Group 1 Certified | Group 2 Certified | Group 3 Certified | Group 4 Certified | Group 5 Certified | Group 6 Certified | Re-Cert. Group |
|------------------------------------|-------------|-------------------|-------------------|-------------------|-------------------|-------------------|-------------------|----------------|
| Crooksville Police Department | 8 | ✓ | | | | | | |
| Junction City Police Department | 3 | ✓ | ✓ | | | | | |
| New Lexington Police Department | 14 | ✓ | | | | | | ✓ |
| New Straitsville Police Department | 3 | ✓ | | | | | | |
| Perry County Sheriff's Office | 32 | ✓ | ✓ | | | | | ✓ |
| Shawnee Police Department | 1 | ✓ | | | | | | |
| Somerset Police Department | 6 | ✓ | ✓ | | | | | ✓ |
| Thornville Police Department | 5 | ✓ | | | | | | |

Pickaway County

58,539

Population
(2020)

87%

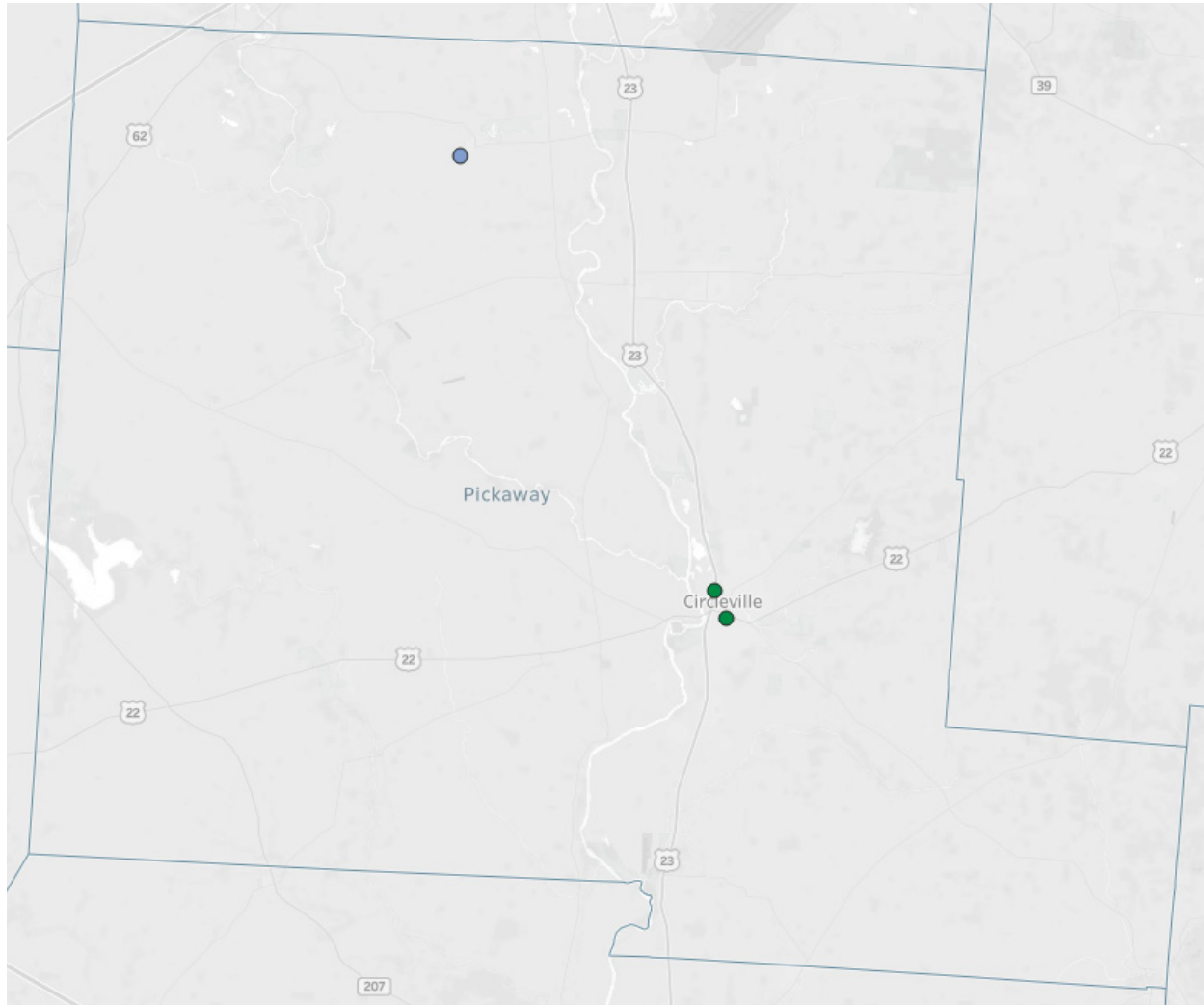
% Population Covered by
Law Enforcement Agencies
in any Phase of Certification

6

Law Enforcement
Agencies in County

3

Law Enforcement
Agencies in any
Phase of Certification



50%

% Law Enforcement Agencies in any Phase of Certification

133

Law Enforcement Officers in County

94

Officers in County in any Phase of Certification

71%

% Officers in County in any Phase of Certification

| Agency | Agency Size | Group 1 Certified | Group 2 Certified | Group 3 Certified | Group 4 Certified | Group 5 Certified | Group 6 Certified | Re-Cert. Group |
|------------------------------------|-------------|-------------------|-------------------|-------------------|-------------------|-------------------|-------------------|----------------|
| Circleville Police Department | 26 | ✓ | ✓ | | | | | ✓ |
| Commercial Point Police Department | 8 | ✓ | | | | | | |
| Pickaway County Sheriff's Office | 60 | ✓ | ✓ | | | | | ✓ |

Pike County

27,088

Population
(2020)

77%

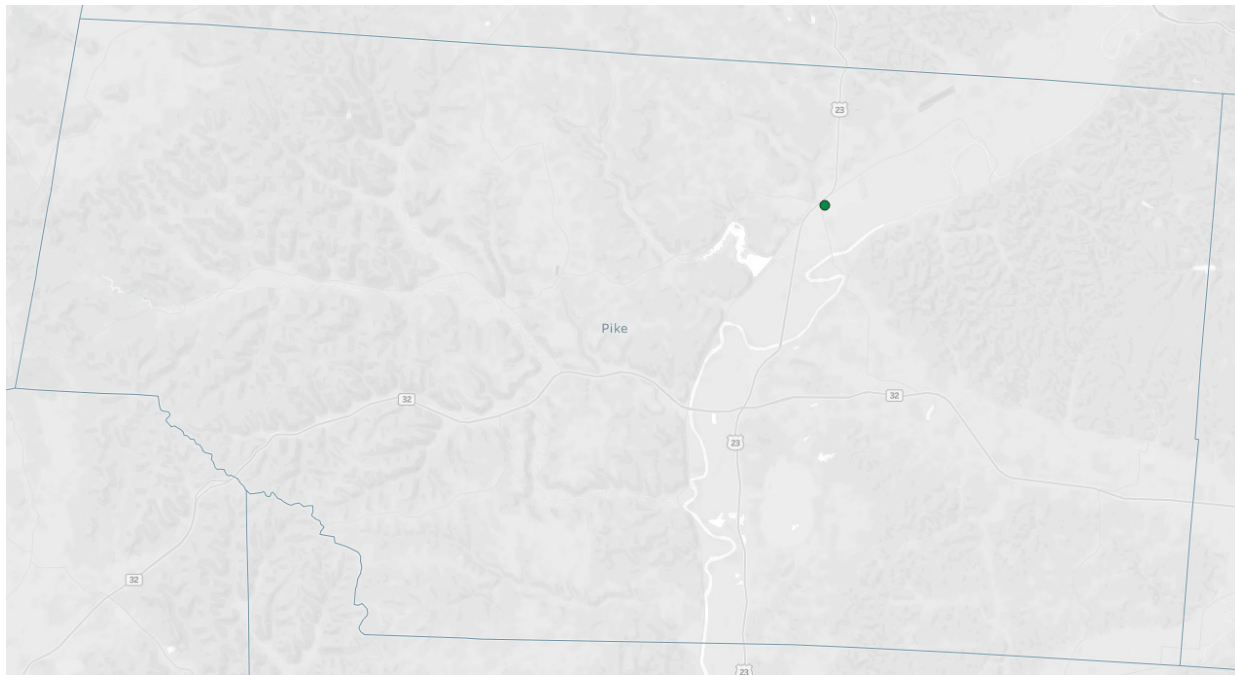
% Population Covered by
Law Enforcement Agencies
in any Phase of Certification

3

Law Enforcement
Agencies in County

1

Law Enforcement
Agencies in any
Phase of Certification



33%

% Law Enforcement Agencies in any Phase of Certification

97

Law Enforcement Officers in County

57

Officers in County in any Phase of Certification

59%

% Officers in County in any Phase of Certification

| Agency | Agency Size | Group 1 Certified | Group 2 Certified | Group 3 Certified | Group 4 Certified | Group 5 Certified | Group 6 Certified | Re-Cert. Group |
|------------------------------|-------------|-------------------|-------------------|-------------------|-------------------|-------------------|-------------------|----------------|
| Pike County Sheriff's Office | 57 | ✓ | ✓ | | | | | ✓ |

Portage County

161,791

Population
(2020)

97%

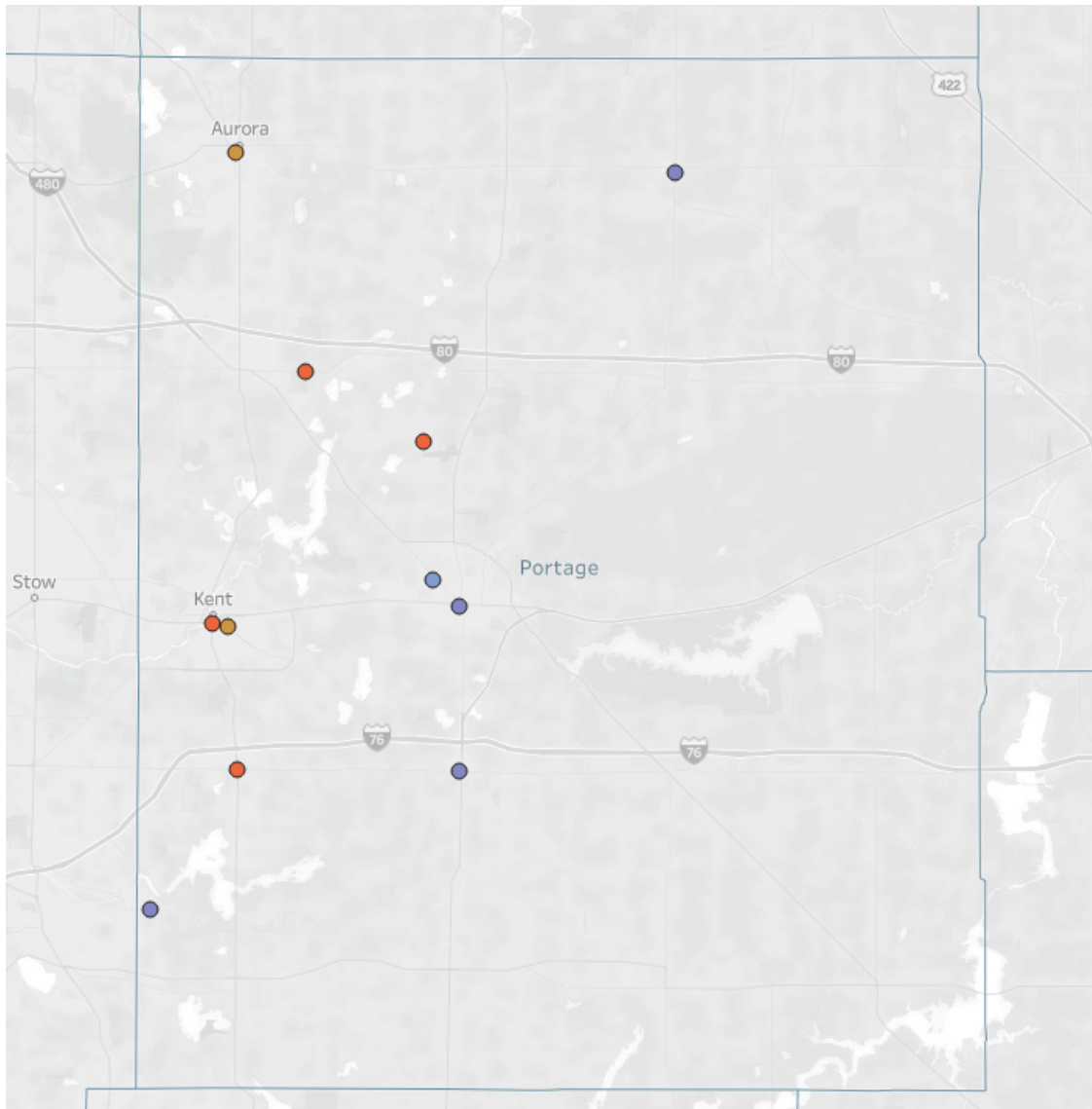
% Population Covered by
Law Enforcement Agencies
in any Phase of Certification

14

Law Enforcement
Agencies in County

11

Law Enforcement
Agencies in any
Phase of Certification



79%

% Law Enforcement Agencies in any Phase of Certification

347

Law Enforcement Officers in County

314

Officers in County in any Phase of Certification

90%

% Officers in County in any Phase of Certification

| Agency | Agency Size | Group 1 Certified | Group 2 Certified | Group 3 Certified | Group 4 Certified | Group 5 Certified | Group 6 Certified | Re-Cert. Group |
|---|-------------|-------------------|-------------------|-------------------|-------------------|-------------------|-------------------|----------------|
| Aurora Police Department | 34 | ✓ | ✓ | ✓ | ✓ | ✓ | ✓ | ✓ |
| Brimfield Township Police Department | 18 | ✓ | ✓ | ✓ | ✓ | ✓ | | ✓ |
| Hiram Police Department | 8 | ✓ | ✓ | ✓ | ✓ | | | ✓ |
| Kent Police Department | 43 | ✓ | ✓ | ✓ | ✓ | ✓ | In Process | ✓ |
| Kent State University Police Department | 31 | ✓ | ✓ | ✓ | ✓ | ✓ | ✓ | ✓ |
| Mogadore Police Department | 9 | ✓ | ✓ | ✓ | ✓ | | | ✓ |
| Northeast Ohio Medical University Police Department | 10 | ✓ | ✓ | ✓ | ✓ | | | ✓ |
| Portage County Sheriff's Office | 103 | ✓ | ✓ | ✓ | ✓ | ✓ | | |
| Portage Park District | 2 | ✓ | | | | | | |
| Ravenna Police Department | 27 | ✓ | ✓ | ✓ | ✓ | | | |
| Streetsboro Police Department | 29 | ✓ | ✓ | ✓ | ✓ | ✓ | | ✓ |

Preble County

40,999

Population
(2020)

96%

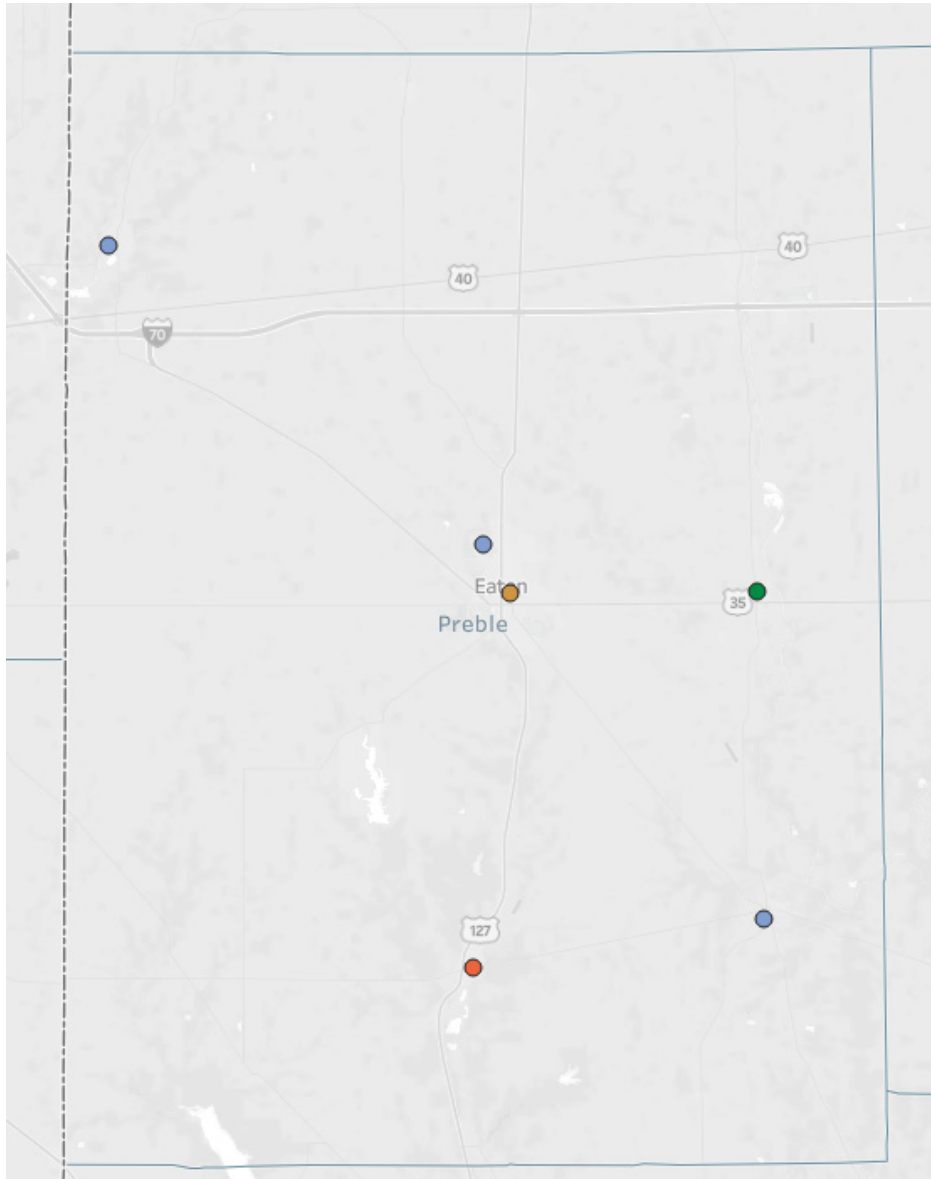
% Population Covered by
Law Enforcement Agencies
in any Phase of Certification

7

Law Enforcement
Agencies in County

6

Law Enforcement
Agencies in any
Phase of Certification



86%

% Law Enforcement Agencies in any Phase of Certification

87

Law Enforcement Officers in County

73

Officers in County in any Phase of Certification

84%

% Officers in County in any Phase of Certification

| Agency | Agency Size | Group 1 Certified | Group 2 Certified | Group 3 Certified | Group 4 Certified | Group 5 Certified | Group 6 Certified | Re-Cert. Group |
|-----------------------------------|-------------|-------------------|-------------------|-------------------|-------------------|-------------------|-------------------|----------------|
| Camden Police Department | 9 | ✓ | ✓ | ✓ | ✓ | ✓ | | |
| Eaton Police Department | 16 | ✓ | ✓ | ✓ | ✓ | ✓ | ✓ | ✓ |
| Gratis Police Department | 3 | ✓ | | | | | | |
| New Paris Police Department | 3 | ✓ | | | | | | ✓ |
| Preble County Sheriff's Office | 34 | ✓ | | | | | | ✓ |
| West Alexandria Police Department | 8 | ✓ | ✓ | | | | | |

Putnam County

34,451

Population
(2020)

85%

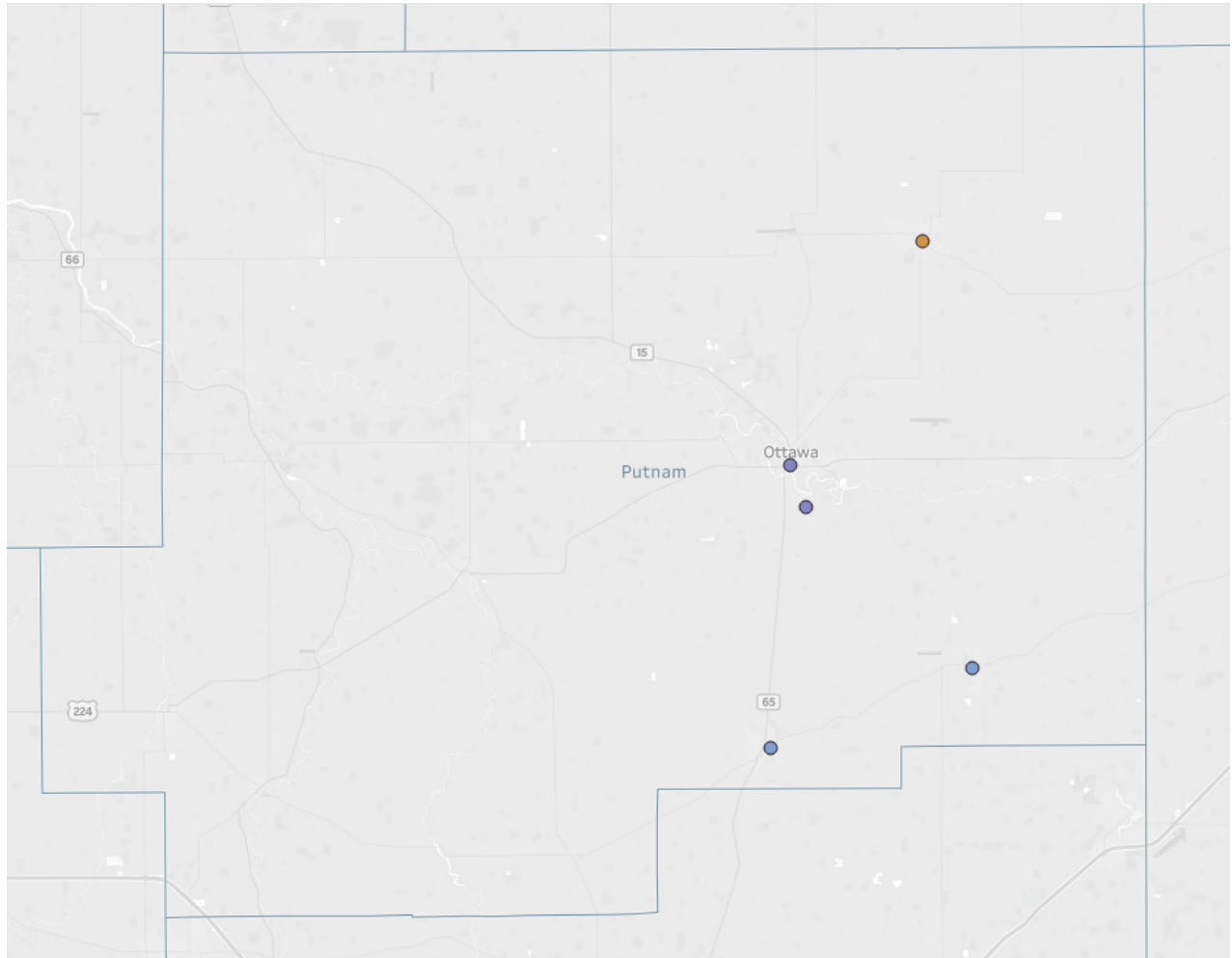
% Population Covered by
Law Enforcement Agencies
in any Phase of Certification

11

Law Enforcement
Agencies in County

5

Law Enforcement
Agencies in any
Phase of Certification



45%

% Law Enforcement Agencies in any Phase of Certification

103

Law Enforcement Officers in County

77

Officers in County in any Phase of Certification

75%

% Officers in County in any Phase of Certification

| Agency | Agency Size | Group 1 Certified | Group 2 Certified | Group 3 Certified | Group 4 Certified | Group 5 Certified | Group 6 Certified | Re-Cert. Group |
|----------------------------------|-------------|-------------------|-------------------|-------------------|-------------------|-------------------|-------------------|----------------|
| Columbus Grove Police Department | 7 | ✓ | | | | | | |
| Leipsic Police Department | 6 | ✓ | ✓ | ✓ | ✓ | ✓ | ✓ | |
| Ottawa Police Department | 12 | ✓ | ✓ | ✓ | ✓ | | | |
| Pandora Police Department | 6 | ✓ | | | | | | |
| Putnam County Sheriff's Office | 46 | ✓ | ✓ | ✓ | ✓ | | | ✓ |

Richland County

124,936

Population
(2020)

100%

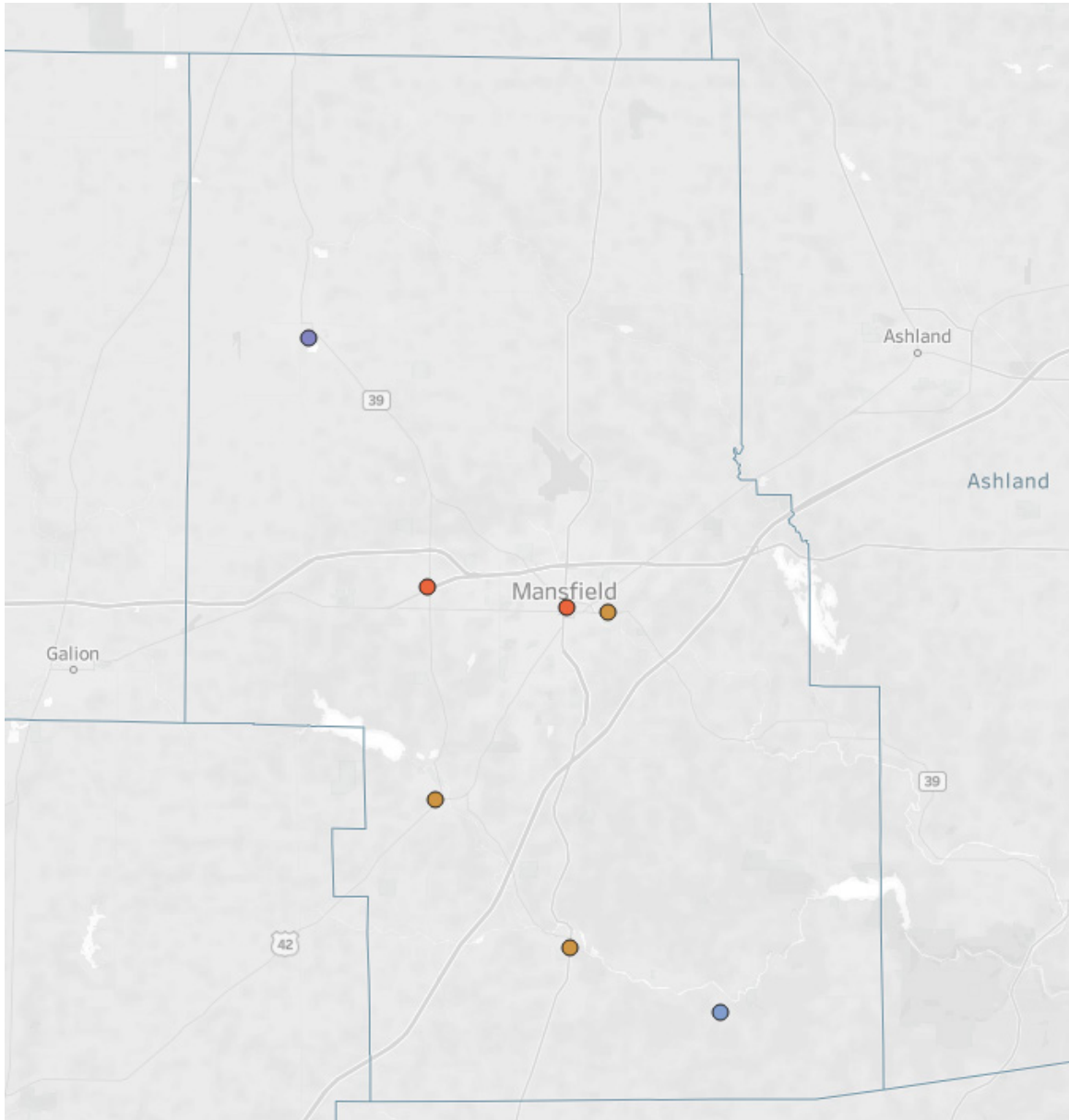
% Population Covered by
Law Enforcement Agencies
in any Phase of Certification

7

Law Enforcement
Agencies in County

7

Law Enforcement
Agencies in any
Phase of Certification



100%

% Law Enforcement Agencies in any Phase of Certification

227

Law Enforcement Officers in County

227

Officers in County in any Phase of Certification

100%

% Officers in County in any Phase of Certification

| Agency | Agency Size | Group 1 Certified | Group 2 Certified | Group 3 Certified | Group 4 Certified | Group 5 Certified | Group 6 Certified | Re-Cert. Group |
|----------------------------------|-------------|-------------------|-------------------|-------------------|-------------------|-------------------|-------------------|----------------|
| Bellville Police Department | 9 | ✓ | ✓ | ✓ | ✓ | ✓ | ✓ | ✓ |
| Butler Police Department | 3 | ✓ | | | | | | ✓ |
| Lexington Police Department | 19 | ✓ | ✓ | ✓ | ✓ | ✓ | ✓ | ✓ |
| Mansfield Police Department | 84 | ✓ | ✓ | ✓ | ✓ | ✓ | | ✓ |
| Ontario Police Department | 24 | ✓ | ✓ | ✓ | ✓ | ✓ | | ✓ |
| Richland County Sheriff's Office | 70 | ✓ | ✓ | ✓ | ✓ | ✓ | ✓ | ✓ |
| Shelby Police Department | 18 | ✓ | ✓ | ✓ | ✓ | | | ✓ |

Ross County

77,093

Population
(2020)

100%

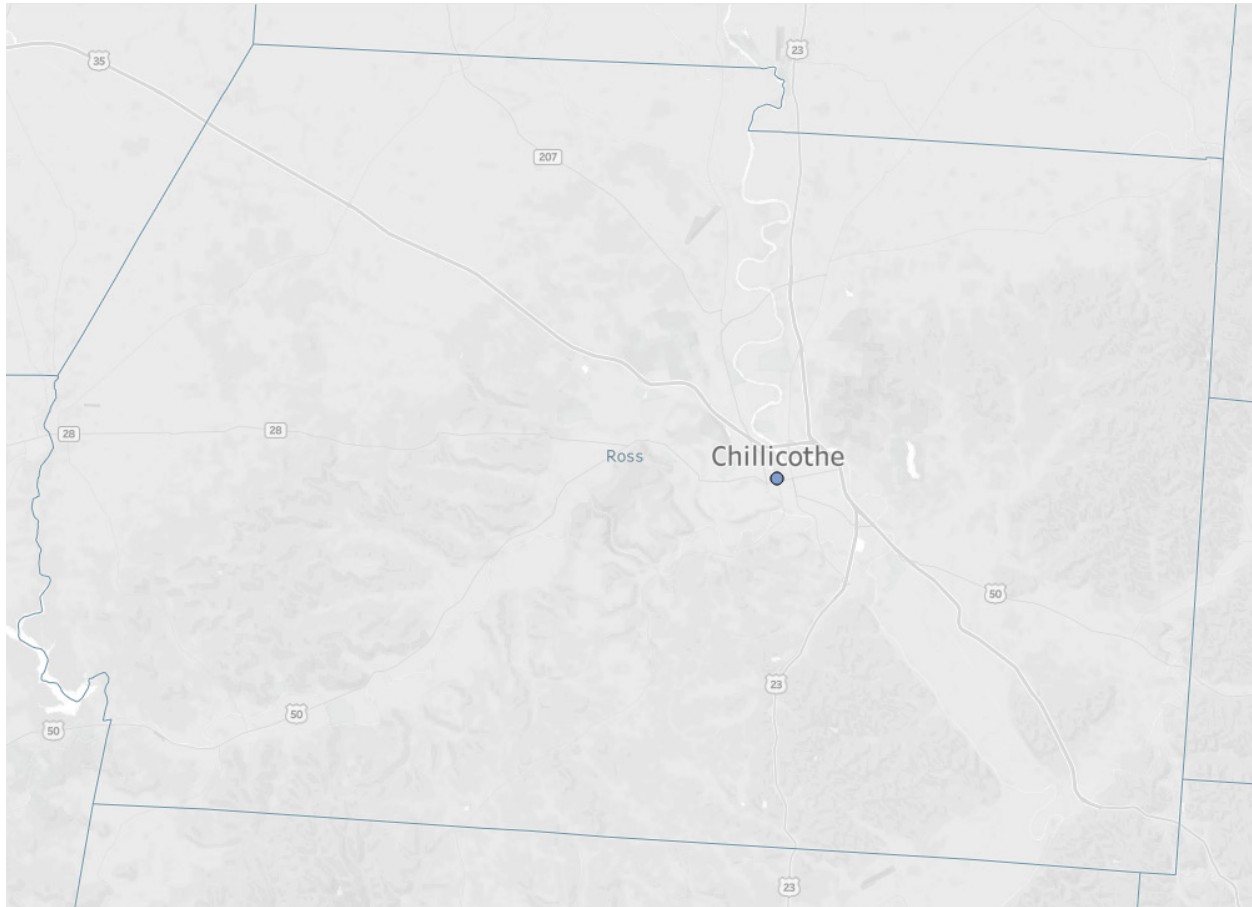
% Population Covered by
Law Enforcement Agencies
in any Phase of Certification

2

Law Enforcement
Agencies in County

2

Law Enforcement
Agencies in any
Phase of Certification



The Ross County Sheriff's Office and the Chillicothe Police Department are in close proximity to each other.

100%

% Law Enforcement Agencies in any Phase of Certification

156

Law Enforcement Officers in County

156

Officers in County in any Phase of Certification

100%

% Officers in County in any Phase of Certification

| Agency | Agency Size | Group 1 Certified | Group 2 Certified | Group 3 Certified | Group 4 Certified | Group 5 Certified | Group 6 Certified | Re-Cert. Group |
|-------------------------------|-------------|-------------------|-------------------|-------------------|-------------------|-------------------|-------------------|----------------|
| Chillicothe Police Department | 50 | ✓ | ✓ | ✓ | | | | ✓ |
| Ross County Sheriff's Office | 106 | ✓ | | | | | | ✓ |

Sandusky County

58,896

Population
(2020)

27%

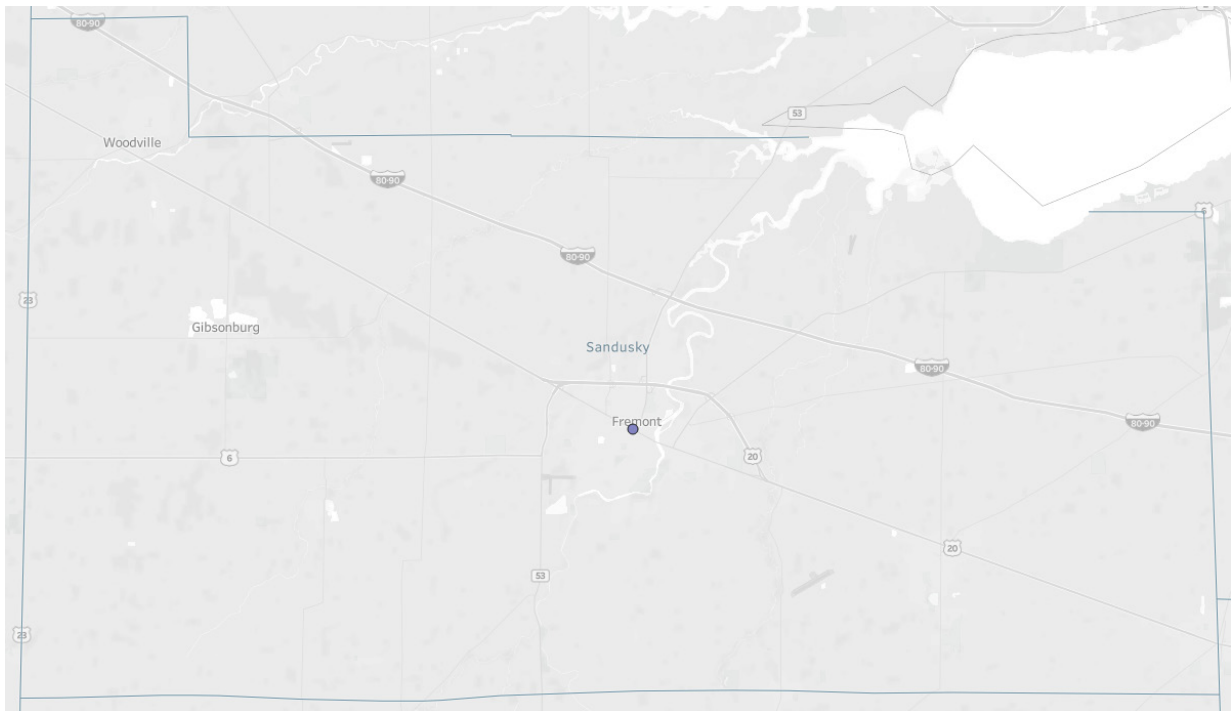
% Population Covered by
Law Enforcement Agencies
in any Phase of Certification

5

Law Enforcement
Agencies in County

1

Law Enforcement
Agencies in any
Phase of Certification



20%

% Law Enforcement Agencies in any Phase of Certification

120

Law Enforcement Officers in County

29

Officers in County in any Phase of Certification

24%

% Officers in County in any Phase of Certification

| Agency | Agency Size | Group 1 Certified | Group 2 Certified | Group 3 Certified | Group 4 Certified | Group 5 Certified | Group 6 Certified | Re-Cert. Group |
|---------------------------|-------------|-------------------|-------------------|-------------------|-------------------|-------------------|-------------------|----------------|
| Fremont Police Department | 29 | ✓ | ✓ | ✓ | ✓ | | | ✓ |

Scioto County

74,008

Population
(2020)

28%

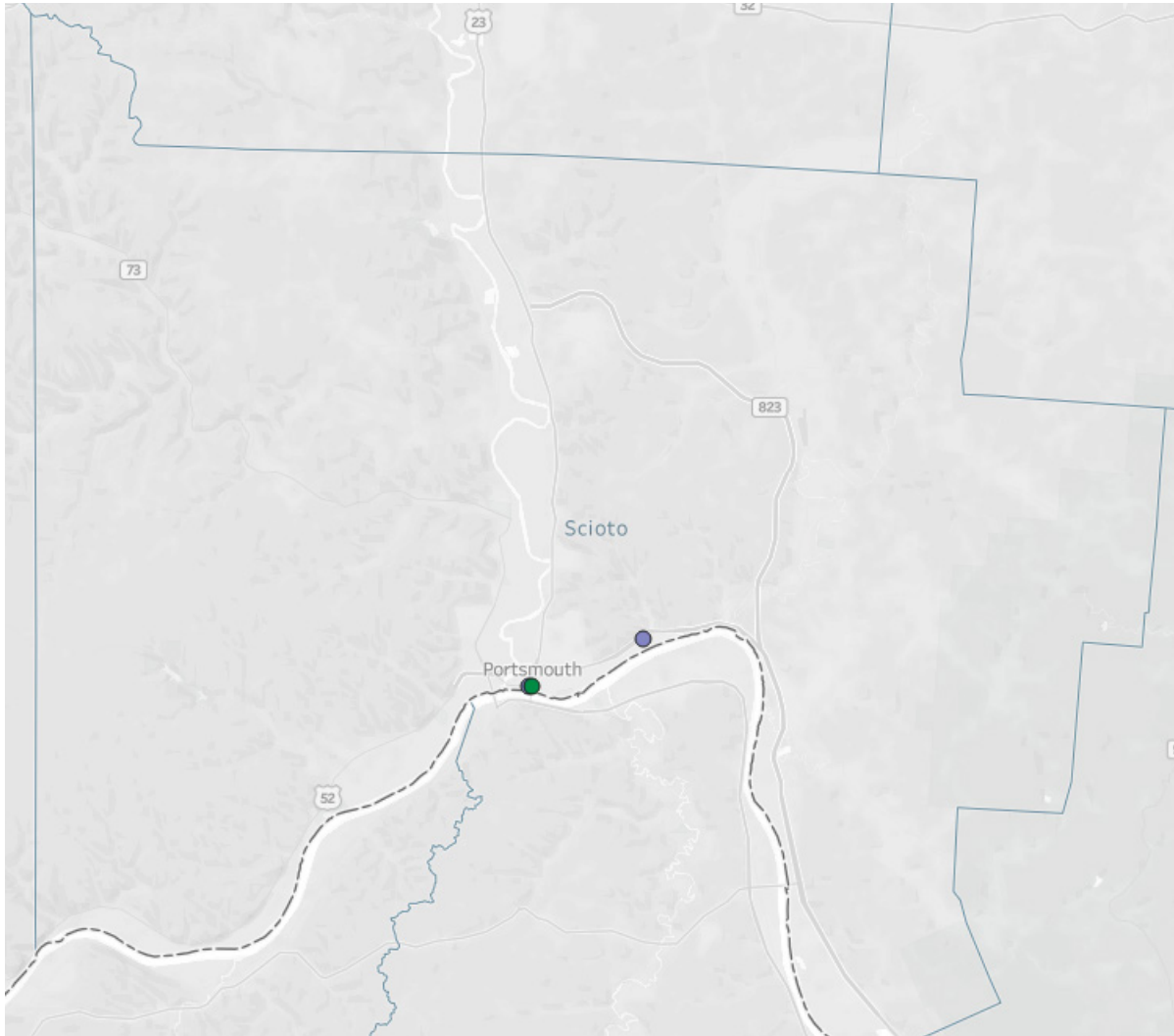
% Population Covered by
Law Enforcement Agencies
in any Phase of Certification

4

Law Enforcement
Agencies in County

3

Law Enforcement
Agencies in any
Phase of Certification



The Scioto County Sheriff's Office and Portsmouth Police Department are within close proximity to each other.

75%

% Law Enforcement Agencies in any Phase of Certification

161

Law Enforcement Officers in County

60

Officers in County in any Phase of Certification

37%

% Officers in County in any Phase of Certification

| Agency | Agency Size | Group 1 Certified | Group 2 Certified | Group 3 Certified | Group 4 Certified | Group 5 Certified | Group 6 Certified | Re-Cert. Group |
|--|-------------|-------------------|-------------------|-------------------|-------------------|-------------------|-------------------|----------------|
| New Boston Police Department | 9 | ✓ | ✓ | ✓ | ✓ | | | ✓ |
| Portsmouth Police Department | 46 | ✓ | ✓ | ✓ | ✓ | | | ✓ |
| Shawnee State University Police Department | 5 | ✓ | ✓ | | | | | ✓ |

Seneca County

55,069

Population
(2020)

59%

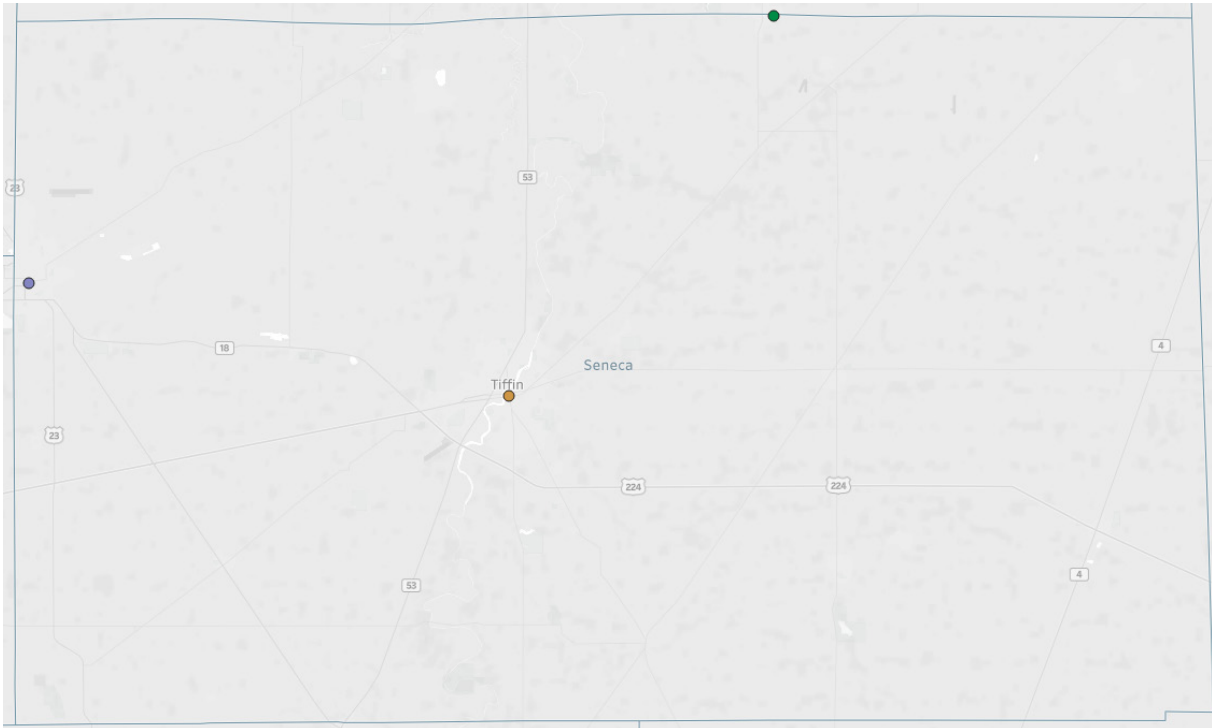
% Population Covered by
Law Enforcement Agencies
in any Phase of Certification

6

Law Enforcement
Agencies in County

3

Law Enforcement
Agencies in any
Phase of Certification



50%

% Law Enforcement Agencies in any Phase of Certification

117

Law Enforcement Officers in County

60

Officers in County in any Phase of Certification

51%

% Officers in County in any Phase of Certification

| Agency | Agency Size | Group 1 Certified | Group 2 Certified | Group 3 Certified | Group 4 Certified | Group 5 Certified | Group 6 Certified | Re-Cert. Group |
|---------------------------------|-------------|-------------------|-------------------|-------------------|-------------------|-------------------|-------------------|----------------|
| Fostoria Police Department | 24 | ✓ | ✓ | ✓ | ✓ | | | ✓ |
| Green Springs Police Department | 3 | ✓ | ✓ | | | | | |
| Tiffin Police Department | 33 | ✓ | ✓ | ✓ | ✓ | ✓ | ✓ | ✓ |

Shelby County

48,230

Population
(2020)

93%

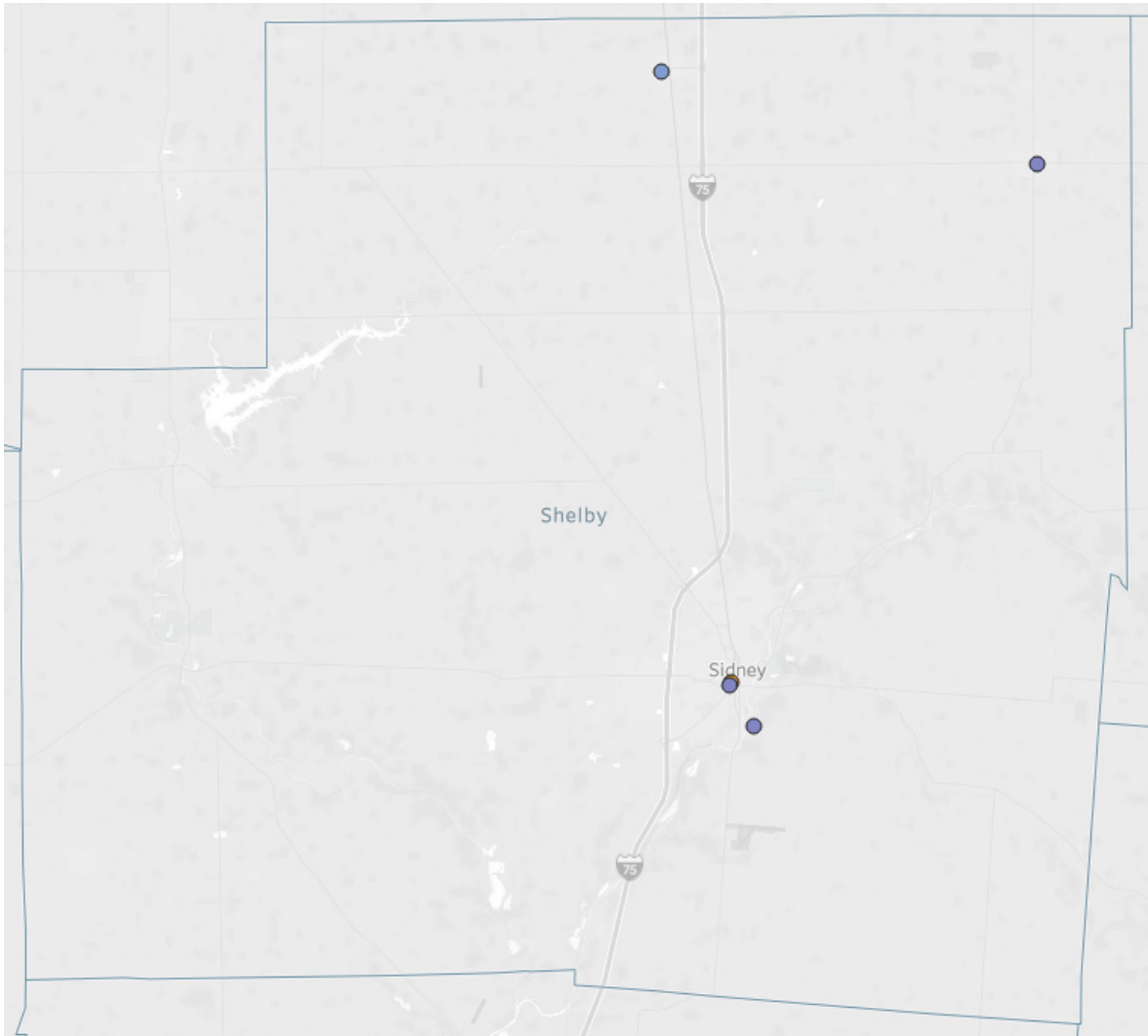
% Population Covered by
Law Enforcement Agencies
in any Phase of Certification

8

Law Enforcement
Agencies in County

5

Law Enforcement
Agencies in any
Phase of Certification



The Sidney Police Department and Sidney Parks Police are in close proximity to each other.

63%

% Law Enforcement Agencies in any Phase of Certification

133

Law Enforcement Officers in County

118

Officers in County in any Phase of Certification

89%

% Officers in County in any Phase of Certification

| Agency | Agency Size | Group 1 Certified | Group 2 Certified | Group 3 Certified | Group 4 Certified | Group 5 Certified | Group 6 Certified | Re-Cert. Group |
|----------------------------------|-------------|-------------------|-------------------|-------------------|-------------------|-------------------|-------------------|----------------|
| Botkins Police Department | 6 | ✓ | | | | | | |
| Jackson Center Police Department | 7 | ✓ | | | ✓ | | | |
| Shelby County Sheriff's Office | 65 | ✓ | ✓ | ✓ | ✓ | | | |
| Sidney Parks Department | 1 | ✓ | ✓ | ✓ | ✓ | | | ✓ |
| Sidney Police Department | 39 | ✓ | ✓ | ✓ | ✓ | ✓ | ✓ | ✓ |

Stark County

374,853

Population
(2020)

98%

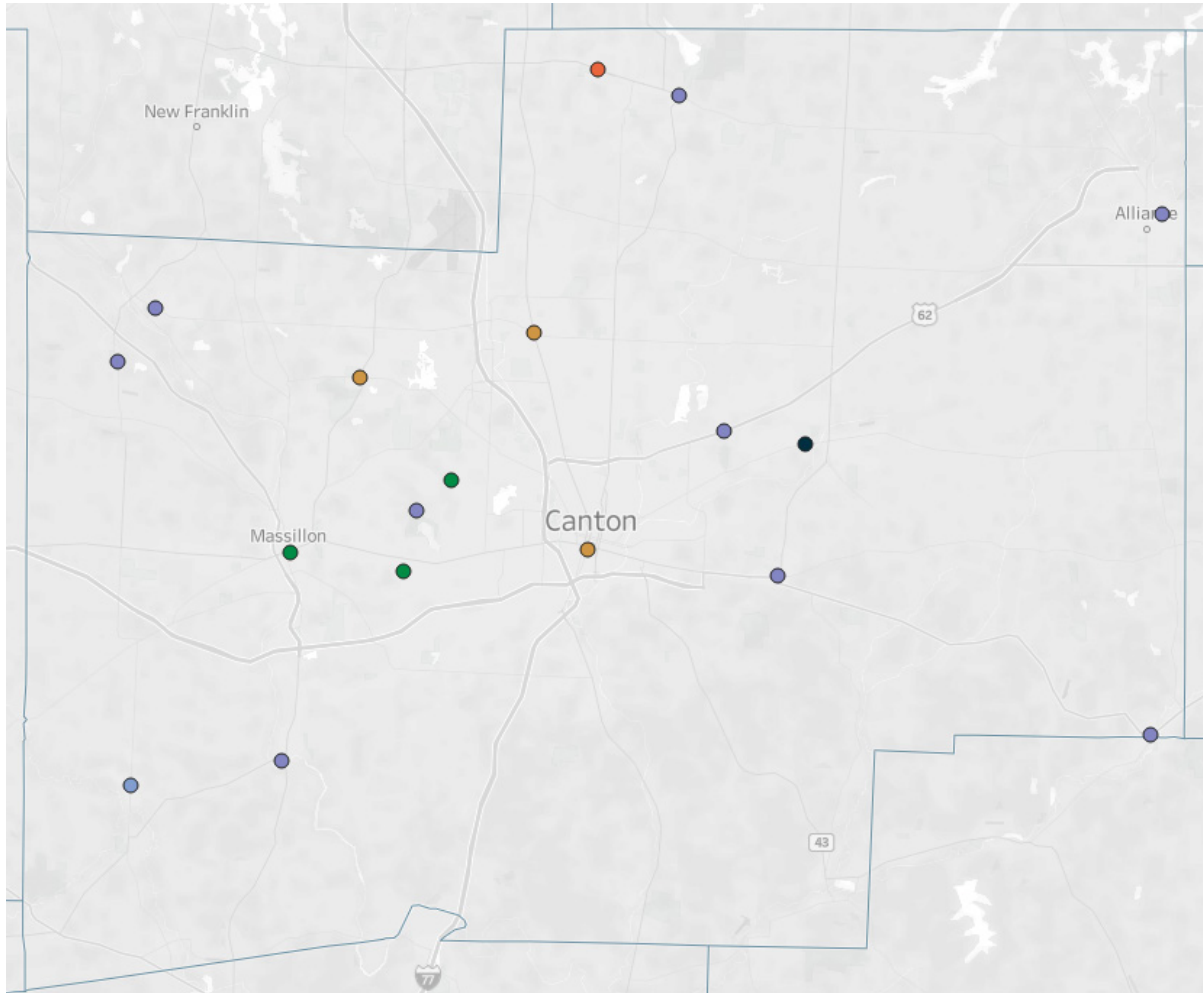
% Population Covered by
Law Enforcement Agencies
in any Phase of Certification

22

Law Enforcement
Agencies in County

18

Law Enforcement
Agencies in any
Phase of Certification



82%

% Law Enforcement Agencies in any Phase of Certification

819

Law Enforcement Officers in County

779

Officers in County in any Phase of Certification

95%

% Officers in County in any Phase of Certification

| Agency | Agency Size | Group 1 Certified | Group 2 Certified | Group 3 Certified | Group 4 Certified | Group 5 Certified | Group 6 Certified | Re-Cert. Group |
|---|-------------|-------------------|-------------------|-------------------|-------------------|-------------------|-------------------|----------------|
| Alliance Police Department | 60 | ✓ | ✓ | ✓ | ✓ | | | |
| Brewster Police Department | 17 | ✓ | | | | | | |
| Canal Fulton Police Department | 11 | ✓ | ✓ | ✓ | ✓ | | | ✓ |
| Canton Police Department | 193 | ✓ | ✓ | ✓ | ✓ | ✓ | ✓ | ✓ |
| East Canton Police Department | 10 | ✓ | ✓ | | ✓ | | | |
| Hartville Police Department | 9 | ✓ | ✓ | ✓ | ✓ | | | |
| Hills and Dales Police Department | 19 | ✓ | ✓ | | | | | ✓ |
| Jackson Township Police Department - Stark | 62 | ✓ | ✓ | ✓ | ✓ | ✓ | ✓ | ✓ |
| Lawrence Township Police Department | 11 | ✓ | ✓ | ✓ | ✓ | | | |
| Louisville Police Department | 19 | ✓ | ✓ | ✓ | | | | ✓ |
| Massillon Police Department | 52 | ✓ | ✓ | | | | | ✓ |
| Minerva Police Department | 9 | ✓ | | | ✓ | | | ✓ |
| Navarre Police Department | 7 | ✓ | ✓ | ✓ | ✓ | | | |
| North Canton Police Department | 27 | ✓ | ✓ | ✓ | ✓ | ✓ | ✓ | ✓ |
| Perry Township Police Department - Stark | 24 | ✓ | ✓ | | | | | ✓ |
| Stark County Park District Public Safety Department | 13 | ✓ | ✓ | ✓ | ✓ | | | |
| Stark County Sheriff's Office | 220 | ✓ | ✓ | ✓ | ✓ | In Process | | ✓ |
| Uniontown Police Department | 16 | ✓ | ✓ | ✓ | ✓ | ✓ | | ✓ |

Summit County

540,428

Population
(2020)

99%

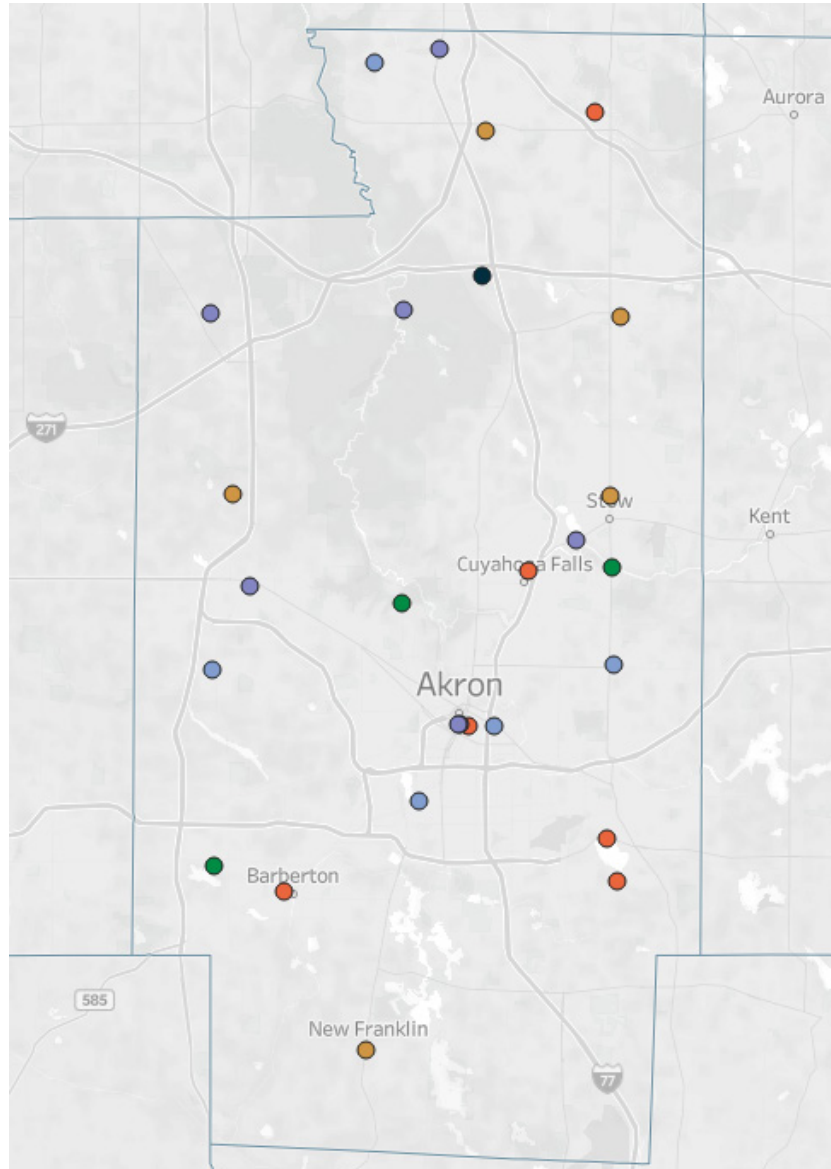
% Population Covered by
Law Enforcement Agencies
in any Phase of Certification

28

Law Enforcement
Agencies in County

27

Law Enforcement
Agencies in any
Phase of Certification



The Summit County Sheriff's Office, Akron Police Department, University of Akron Police Department, and Summa Health System Protective Services are all in close proximity of each other.

96%

% Law Enforcement Agencies in any Phase of Certification

1721

Law Enforcement Officers in County

1710

Officers in County in any Phase of Certification

99%

% Officers in County in any Phase of Certification

| Agency | Agency Size | Group 1 Certified | Group 2 Certified | Group 3 Certified | Group 4 Certified | Group 5 Certified | Group 6 Certified | Re-Cert. Group |
|---|-------------|-------------------|-------------------|-------------------|-------------------|-------------------|-------------------|----------------|
| Akron Police Department | 488 | ✓ | ✓ | ✓ | ✓ | | In Process | ✓ |
| Barberton Police Department | 52 | ✓ | ✓ | ✓ | ✓ | ✓ | | ✓ |
| Bath Township Police Department | 22 | ✓ | ✓ | ✓ | ✓ | ✓ | ✓ | ✓ |
| Boston Heights Police Department | 12 | ✓ | ✓ | ✓ | | | | ✓ |
| Copley Township Police Department | 30 | ✓ | | | | | | ✓ |
| Cuyahoga Falls Police Department | 97 | ✓ | ✓ | ✓ | ✓ | ✓ | | ✓ |
| Fairlawn Police Department | 28 | ✓ | ✓ | ✓ | ✓ | | | ✓ |
| Hudson Police Department | 33 | ✓ | ✓ | ✓ | ✓ | ✓ | ✓ | ✓ |
| Lakemore Police Department | 10 | ✓ | ✓ | ✓ | ✓ | ✓ | | |
| Macedonia Police Department | 24 | ✓ | ✓ | ✓ | ✓ | ✓ | ✓ | ✓ |
| Metro Regional Transit Authority | 3 | ✓ | | | | | | |
| Munroe Falls Police Department | 16 | ✓ | ✓ | | | | | ✓ |
| New Franklin Police Department | 21 | ✓ | ✓ | ✓ | ✓ | ✓ | ✓ | ✓ |
| Northfield Village Police Department | 15 | ✓ | ✓ | ✓ | ✓ | | | ✓ |
| Norton Police Department | 27 | ✓ | ✓ | | | | | ✓ |
| Peninsula Police Department | 28 | ✓ | ✓ | ✓ | ✓ | | | |
| Richfield Police Department | 21 | ✓ | ✓ | ✓ | ✓ | | | ✓ |
| Sagamore Hills Township Police Department | 16 | ✓ | | | | | | ✓ |
| Silver Lake Police Department | 12 | ✓ | ✓ | ✓ | ✓ | | | ✓ |
| Springfield Township Police Department - Summit | 26 | ✓ | ✓ | ✓ | ✓ | ✓ | | In Process |
| Stow Police Department | 52 | ✓ | ✓ | ✓ | ✓ | ✓ | ✓ | ✓ |
| Summa Health Police Department | 48 | ✓ | | | | | | ✓ |
| Summit County Sheriff's Office | 488 | ✓ | ✓ | ✓ | ✓ | In Process | | ✓ |
| Summit Metro Parks Rangers | 29 | ✓ | ✓ | | | | | ✓ |
| Tallmadge Police Department | 42 | ✓ | | | | | | ✓ |
| Twinsburg Police Department | 34 | ✓ | ✓ | ✓ | ✓ | ✓ | | ✓ |
| University of Akron Police Department | 36 | ✓ | ✓ | ✓ | ✓ | ✓ | | ✓ |

Trumbull County

201,977

Population
(2020)

85%

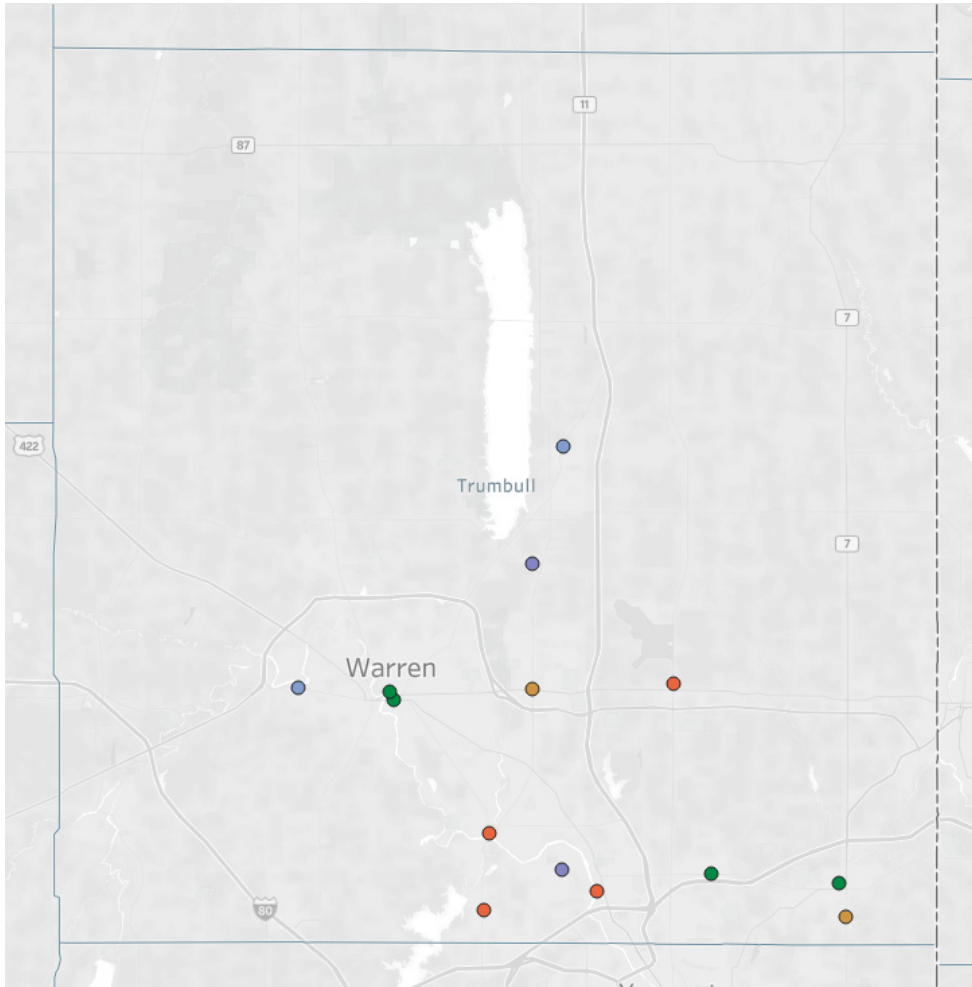
% Population Covered by
Law Enforcement Agencies
in any Phase of Certification

22

Law Enforcement
Agencies in County

14

Law Enforcement
Agencies in any
Phase of Certification



64%

% Law Enforcement Agencies in any Phase of Certification

411

Law Enforcement Officers in County

330

Officers in County in any Phase of Certification

80%

% Officers in County in any Phase of Certification

| Agency | Agency Size | Group 1 Certified | Group 2 Certified | Group 3 Certified | Group 4 Certified | Group 5 Certified | Group 6 Certified | Re-Cert. Group |
|--|-------------|-------------------|-------------------|-------------------|-------------------|-------------------|-------------------|----------------|
| Bazetta Township Police Department | 10 | ✓ | ✓ | ✓ | ✓ | | | ✓ |
| Cortland Police Department | 19 | ✓ | | | | | | |
| Girard Police Department | 22 | ✓ | ✓ | ✓ | ✓ | ✓ | | |
| Howland Township Police Department | 20 | ✓ | ✓ | ✓ | ✓ | ✓ | ✓ | ✓ |
| Hubbard Police Department | 28 | ✓ | ✓ | | | | | ✓ |
| Hubbard Township Police Department | 9 | ✓ | ✓ | ✓ | ✓ | ✓ | ✓ | ✓ |
| Liberty Township Police Department | 23 | ✓ | ✓ | | | | | ✓ |
| McDonald Police Department | 8 | ✓ | ✓ | ✓ | ✓ | | | ✓ |
| Niles Police Department | 36 | ✓ | ✓ | ✓ | ✓ | ✓ | | ✓ |
| Trumbull County Sheriff's Office | 60 | ✓ | ✓ | | | | | |
| Vienna Township Police Department | 12 | ✓ | ✓ | ✓ | ✓ | ✓ | | ✓ |
| Warren Police Department | 58 | ✓ | ✓ | | | | | |
| Warren Township Police Department | 12 | ✓ | | | | | | ✓ |
| Weathersfield Township Police Department | 13 | ✓ | ✓ | ✓ | ✓ | ✓ | | ✓ |

Tuscarawas County

93,263

Population
(2020)

53%

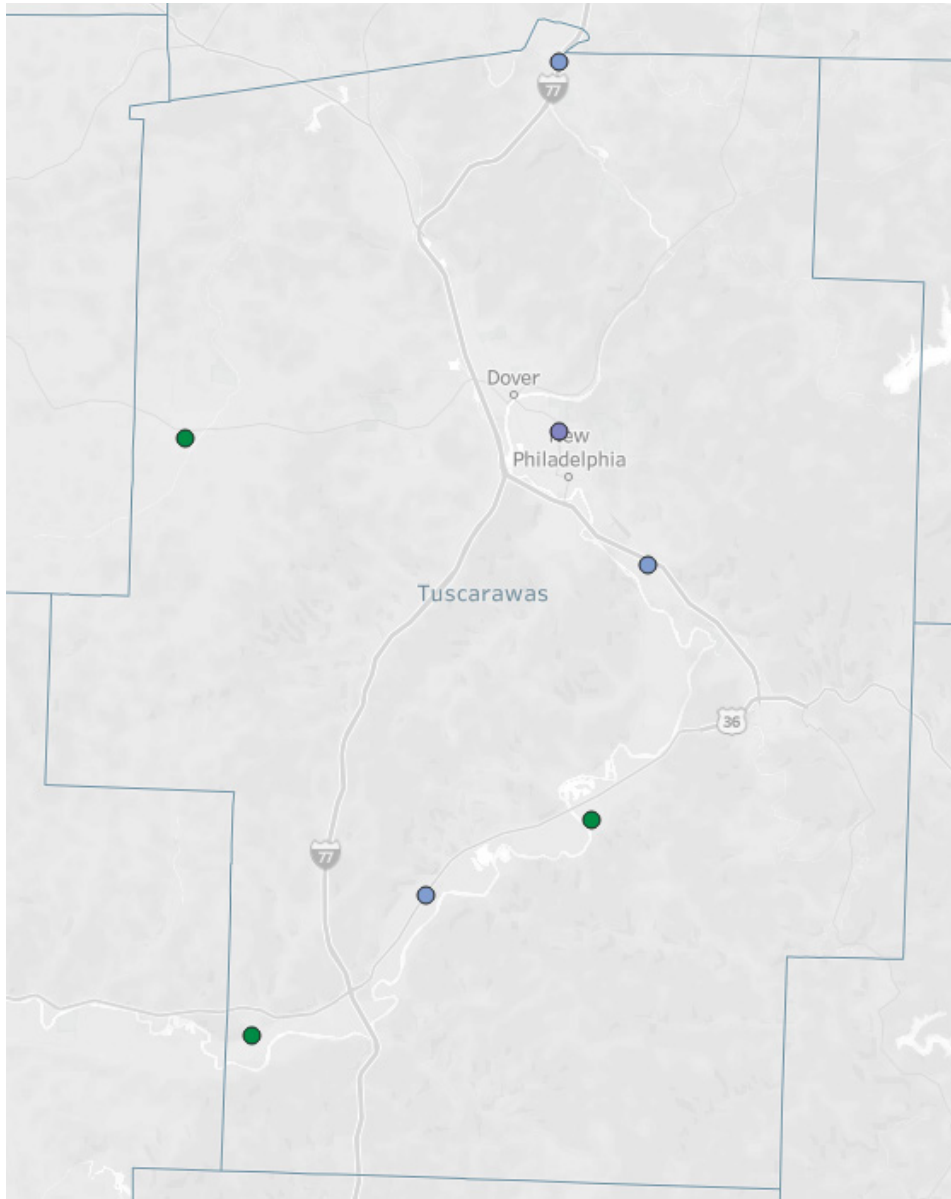
% Population Covered by
Law Enforcement Agencies
in any Phase of Certification

15

Law Enforcement
Agencies in County

7

Law Enforcement
Agencies in any
Phase of Certification



47%

% Law Enforcement Agencies in any Phase of Certification

251

Law Enforcement Officers in County

140

Officers in County in any Phase of Certification

56%

% Officers in County in any Phase of Certification

| Agency | Agency Size | Group 1 Certified | Group 2 Certified | Group 3 Certified | Group 4 Certified | Group 5 Certified | Group 6 Certified | Re-Cert. Group |
|--|-------------|-------------------|-------------------|-------------------|-------------------|-------------------|-------------------|----------------|
| Bolivar Police Department | 6 | ✓ | | | | | | ✓ |
| Gnadenhutten Police Department | 2 | ✓ | ✓ | | | | | ✓ |
| Muskingum Watershed Conservancy District | 32 | ✓ | ✓ | | ✓ | | | ✓ |
| Newcomerstown Police Department | 10 | ✓ | ✓ | | | | | |
| Port Washington Police Department | 2 | ✓ | | | | | | |
| Sugarcreek Police Department | 12 | ✓ | ✓ | | | | | ✓ |
| Tuscarawas County Sheriff's Office | 76 | ✓ | | | | | | In Process |

Union County

62,784

Population
(2020)

96%

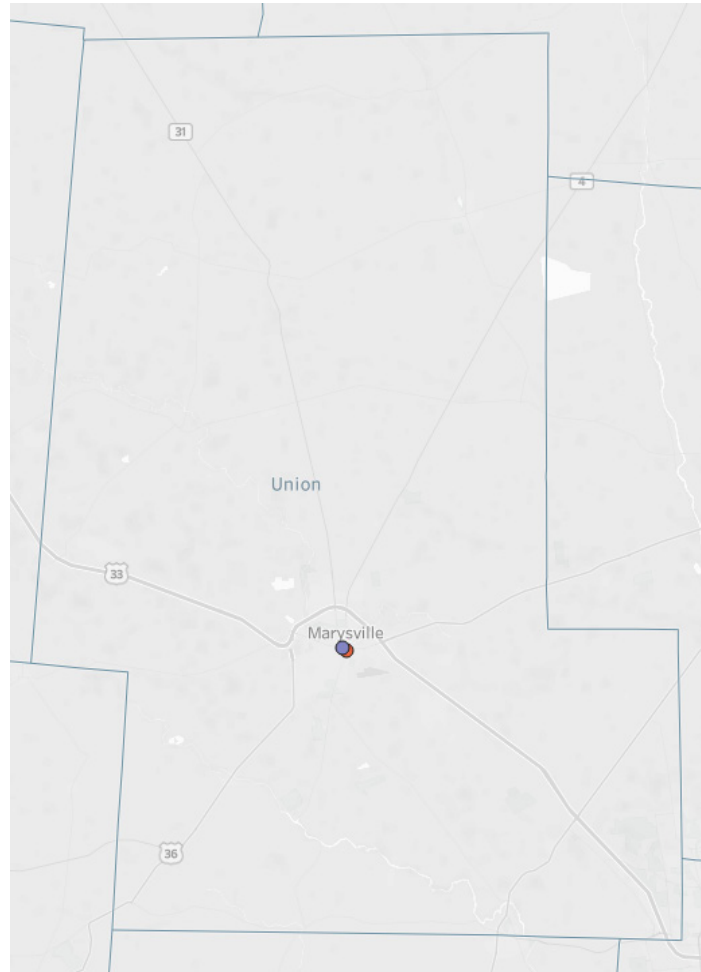
% Population Covered by
Law Enforcement Agencies
in any Phase of Certification

3

Law Enforcement
Agencies in County

2

Law Enforcement
Agencies in any
Phase of Certification



The Union County Sheriff's Office and the Marysville Police Department are in close proximity of each other.

67%

% Law Enforcement Agencies in any Phase of Certification

116

Law Enforcement Officers in County

107

Officers in County in any Phase of Certification

92%

% Officers in County in any Phase of Certification

| Agency | Agency Size | Group 1 Certified | Group 2 Certified | Group 3 Certified | Group 4 Certified | Group 5 Certified | Group 6 Certified | Re-Cert. Group |
|-------------------------------|-------------|-------------------|-------------------|-------------------|-------------------|-------------------|-------------------|----------------|
| Marysville Police Department | 43 | ✓ | ✓ | ✓ | ✓ | ✓ | | ✓ |
| Union County Sheriff's Office | 64 | ✓ | ✓ | ✓ | ✓ | | | ✓ |

Van Wert County

28,931

Population
(2020)

97%

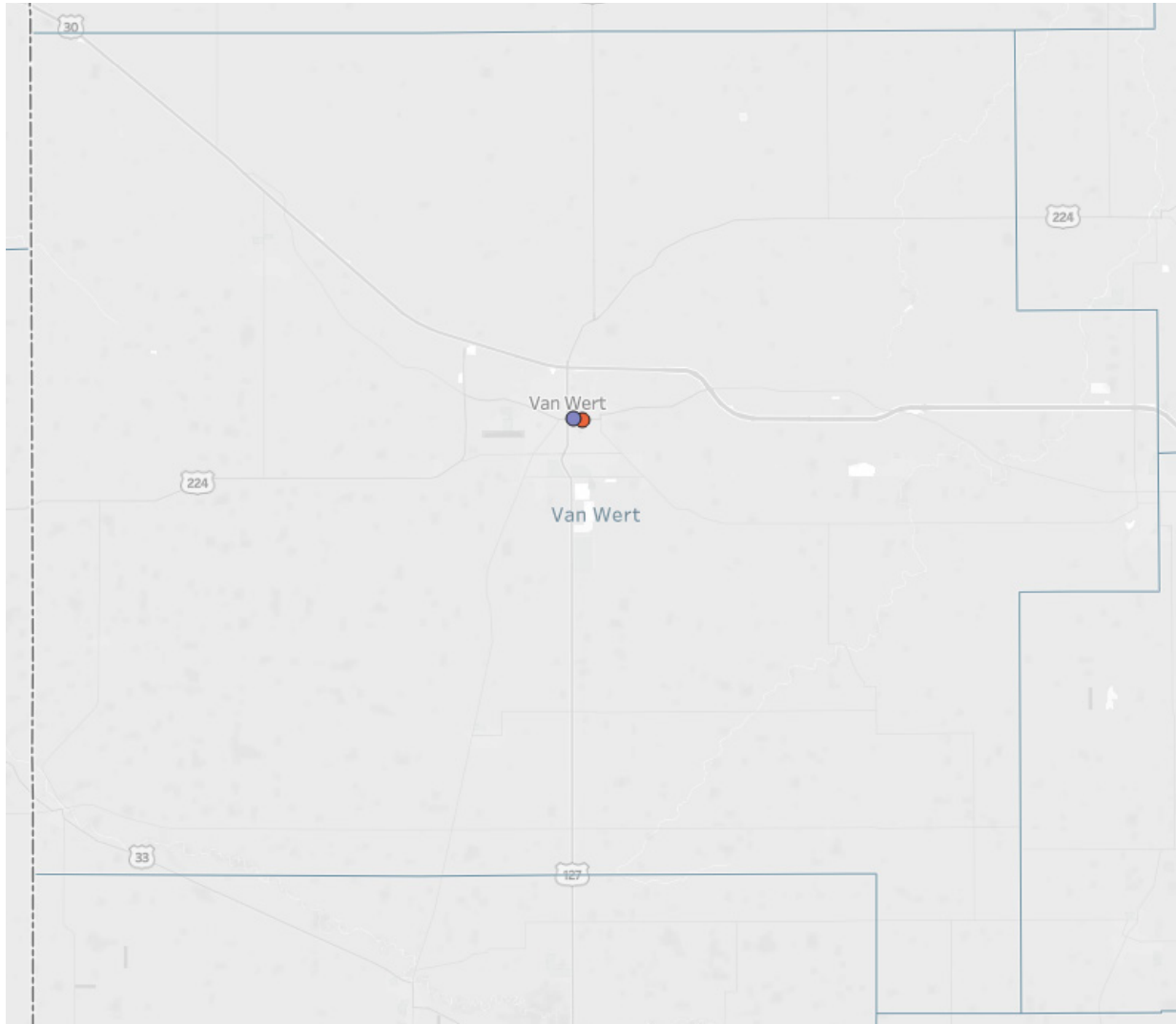
% Population Covered by
Law Enforcement Agencies
in any Phase of Certification

3

Law Enforcement
Agencies in County

2

Law Enforcement
Agencies in any
Phase of Certification



67%

% Law Enforcement Agencies in any Phase of Certification

59

Law Enforcement Officers in County

57

Officers in County in any Phase of Certification

97%

% Officers in County in any Phase of Certification

| Agency | Agency Size | Group 1 Certified | Group 2 Certified | Group 3 Certified | Group 4 Certified | Group 5 Certified | Group 6 Certified | Re-Cert. Group |
|----------------------------------|-------------|-------------------|-------------------|-------------------|-------------------|-------------------|-------------------|----------------|
| Van Wert County Sheriff's Office | 37 | ✓ | ✓ | ✓ | ✓ | | | ✓ |
| Van Wert Police Department | 20 | ✓ | ✓ | ✓ | ✓ | ✓ | | |

Vinton County

12,800

Population
(2020)

14%

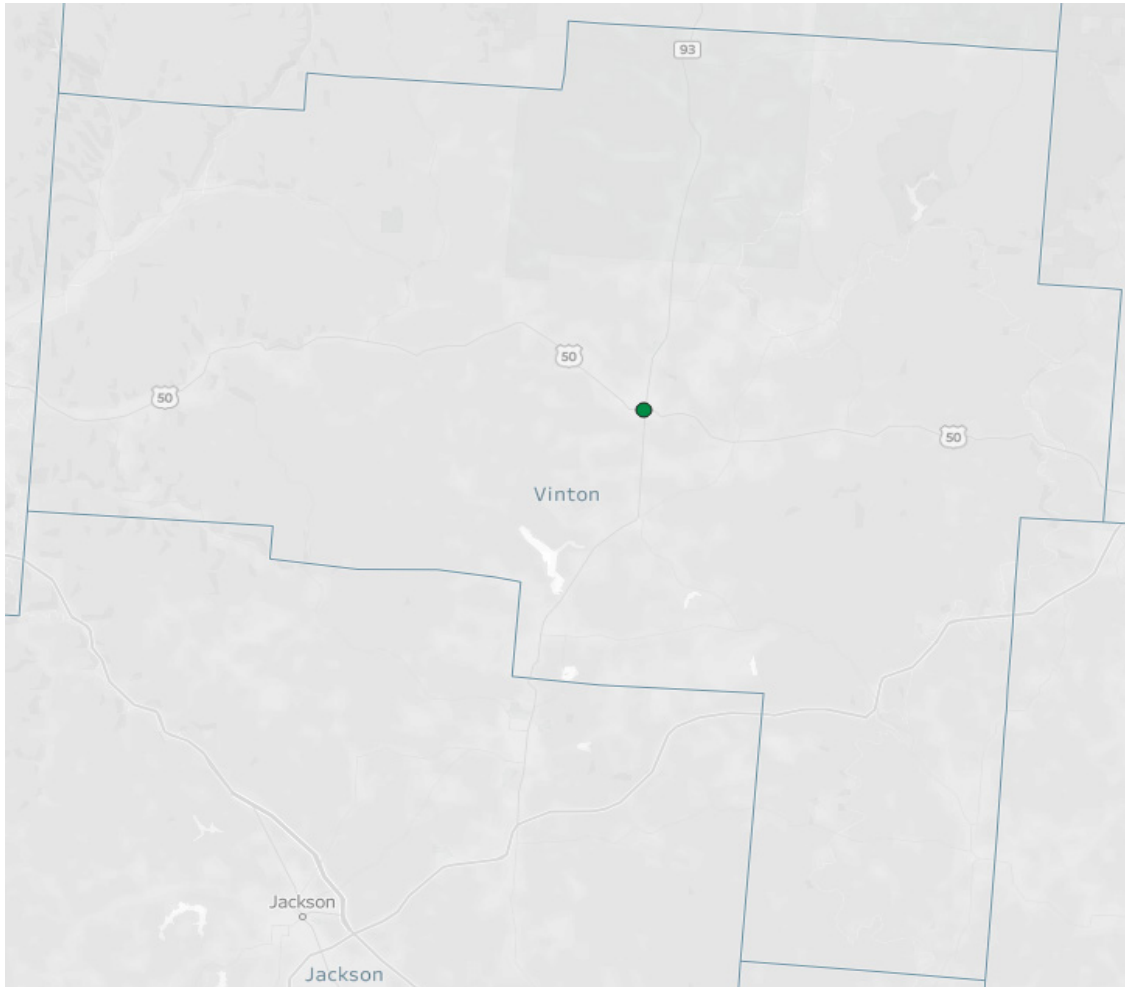
% Population Covered by
Law Enforcement Agencies
in any Phase of Certification

4

Law Enforcement
Agencies in County

1

Law Enforcement
Agencies in any
Phase of Certification



25%

% Law Enforcement Agencies in any Phase of Certification

38

Law Enforcement Officers in County

9

Officers in County in any Phase of Certification

24%

% Officers in County in any Phase of Certification

| Agency | Agency Size | Group 1 Certified | Group 2 Certified | Group 3 Certified | Group 4 Certified | Group 5 Certified | Group 6 Certified | Re-Cert. Group |
|----------------------------|-------------|-------------------|-------------------|-------------------|-------------------|-------------------|-------------------|----------------|
| McArthur Police Department | 9 | ✓ | ✓ | | | | | |

Warren County

242,337

Population
(2020)

100%

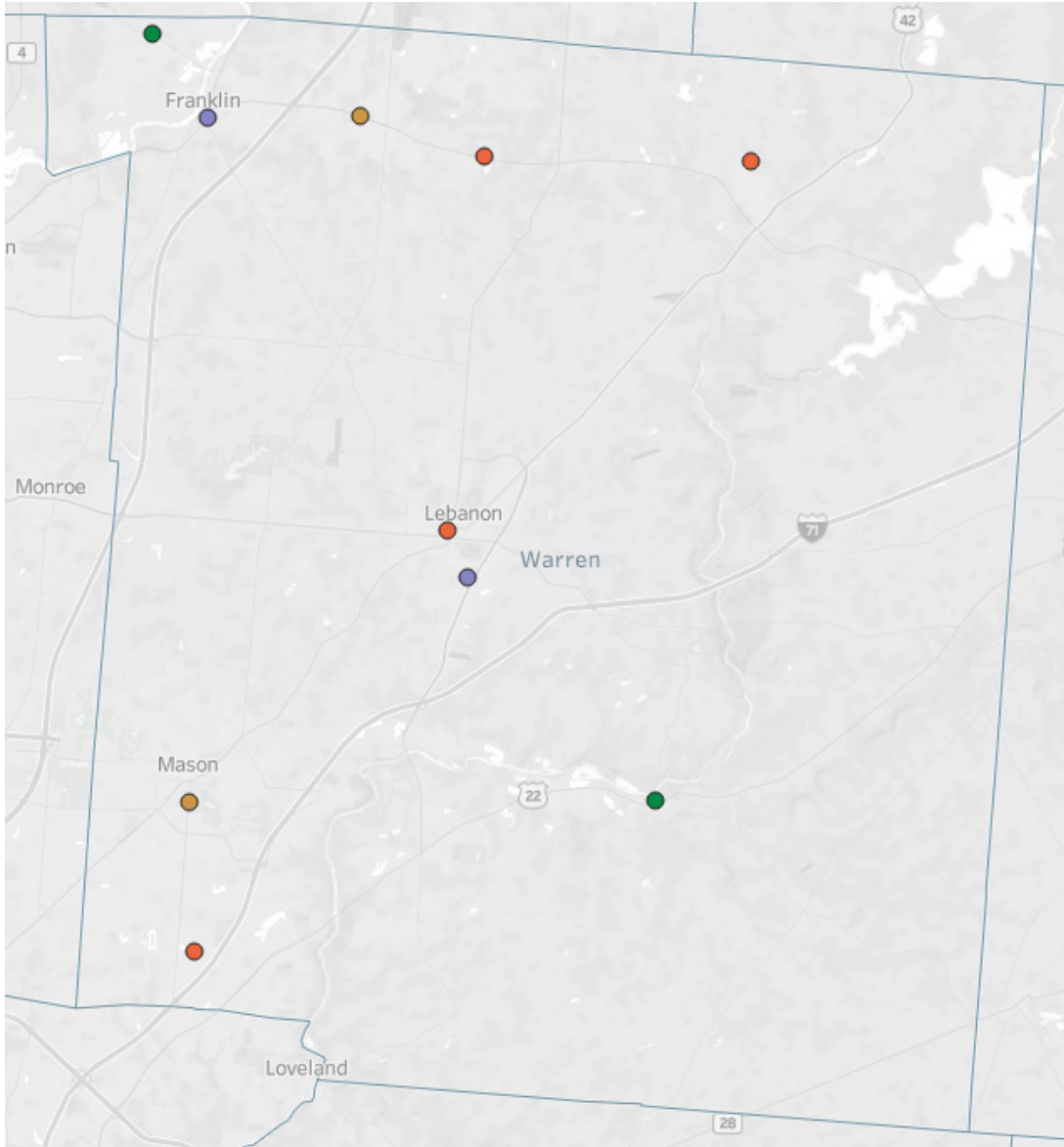
% Population Covered by
Law Enforcement Agencies
in any Phase of Certification

11

Law Enforcement
Agencies in County

10

Law Enforcement
Agencies in any
Phase of Certification



91%

% Law Enforcement Agencies in any Phase of Certification

344

Law Enforcement Officers in County

334

Officers in County in any Phase of Certification

97%

% Officers in County in any Phase of Certification

| Agency | Agency Size | Group 1 Certified | Group 2 Certified | Group 3 Certified | Group 4 Certified | Group 5 Certified | Group 6 Certified | Re-Cert. Group |
|---------------------------------------|-------------|-------------------|-------------------|-------------------|-------------------|-------------------|-------------------|----------------|
| Carlisle Police Department | 10 | ✓ | ✓ | | | | | ✓ |
| Clearcreek Township Police Department | 20 | ✓ | ✓ | ✓ | ✓ | ✓ | | ✓ |
| Franklin Police Department | 39 | ✓ | ✓ | ✓ | ✓ | | | |
| Hamilton Township Police Department | 25 | ✓ | ✓ | ✓ | ✓ | ✓ | | ✓ |
| Lebanon Police Department | 32 | ✓ | ✓ | ✓ | ✓ | ✓ | | ✓ |
| Mason Police Department - Warren | 50 | ✓ | ✓ | ✓ | ✓ | ✓ | ✓ | ✓ |
| Morrow Police Department | 10 | ✓ | ✓ | | | | | ✓ |
| Springboro Police Department | 31 | ✓ | ✓ | ✓ | ✓ | ✓ | ✓ | ✓ |
| Warren County Sheriff's Office | 107 | ✓ | ✓ | ✓ | ✓ | | | ✓ |
| Waynesville Police Department | 10 | ✓ | ✓ | ✓ | ✓ | ✓ | | ✓ |

Washington County

59,771

Population
(2020)

89%

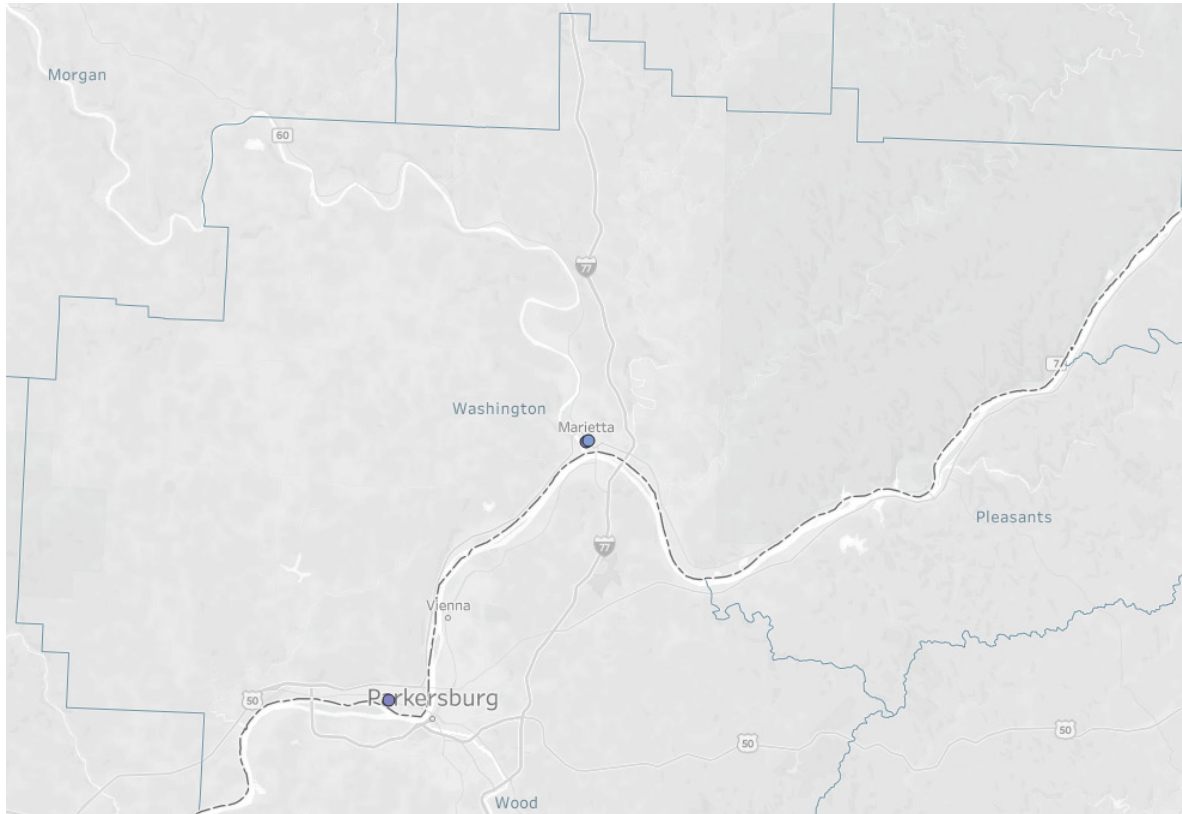
% Population Covered by
Law Enforcement Agencies
in any Phase of Certification

7

Law Enforcement
Agencies in County

3

Law Enforcement
Agencies in any
Phase of Certification



The Washington County Sheriff's Office and the Marietta Police Department are within close proximity to each other.

43%

% Law Enforcement Agencies in any Phase of Certification

137

Law Enforcement Officers in County

118

Officers in County in any Phase of Certification

86%

% Officers in County in any Phase of Certification

| Agency | Agency Size | Group 1 Certified | Group 2 Certified | Group 3 Certified | Group 4 Certified | Group 5 Certified | Group 6 Certified | Re-Cert. Group |
|------------------------------------|-------------|-------------------|-------------------|-------------------|-------------------|-------------------|-------------------|----------------|
| Belpre Police Department | 16 | ✓ | ✓ | ✓ | ✓ | | | ✓ |
| Marietta Police Department | 31 | ✓ | | | | | | ✓ |
| Washington County Sheriff's Office | 71 | ✓ | ✓ | ✓ | ✓ | | | ✓ |

Wayne County

116,894

Population
(2020)

93%

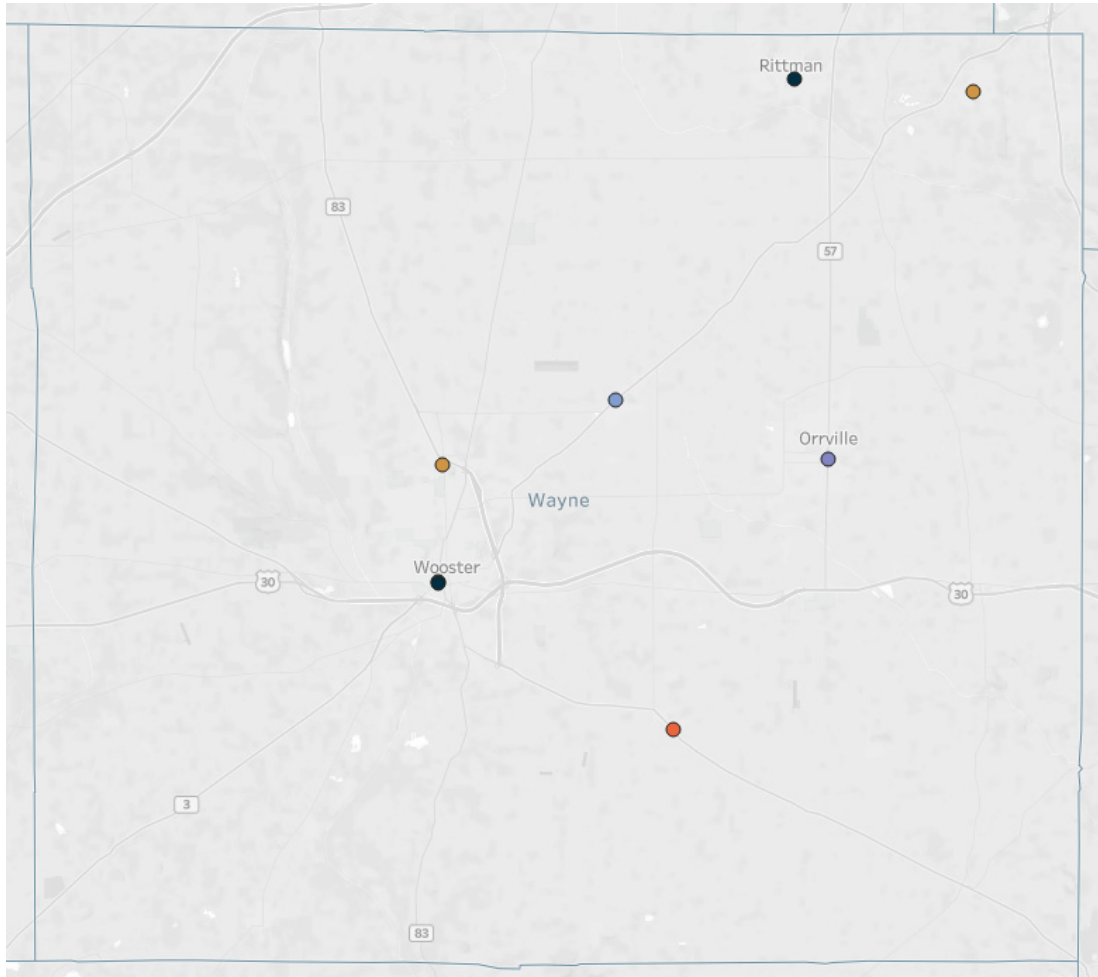
% Population Covered by
Law Enforcement Agencies
in any Phase of Certification

13

Law Enforcement
Agencies in County

8

Law Enforcement
Agencies in any
Phase of Certification



The Wayne County Sheriff's Office and MEDWAY Drug Enforcement Agency are in close proximity of each other.

62%

% Law Enforcement Agencies in any Phase of Certification

222

Law Enforcement Officers in County

169

Officers in County in any Phase of Certification

76%

% Officers in County in any Phase of Certification

| Agency | Agency Size | Group 1 Certified | Group 2 Certified | Group 3 Certified | Group 4 Certified | Group 5 Certified | Group 6 Certified | Re-Cert. Group |
|--------------------------------|-------------|-------------------|-------------------|-------------------|-------------------|-------------------|-------------------|----------------|
| Apple Creek Police Department | 7 | ✓ | ✓ | ✓ | ✓ | ✓ | | ✓ |
| Doylestown Police Department | 17 | ✓ | ✓ | ✓ | ✓ | ✓ | ✓ | ✓ |
| MEDWAY Drug Enforcement Agency | 7 | ✓ | ✓ | ✓ | | | | ✓ |
| Orrville Police Department | 16 | ✓ | ✓ | ✓ | ✓ | | | ✓ |
| Rittman Police Department | 18 | ✓ | ✓ | ✓ | | | | ✓ |
| Smithville Police Department | 7 | ✓ | | | | | | |
| Wayne County Sheriff's Office | 47 | ✓ | ✓ | ✓ | ✓ | ✓ | ✓ | |
| Wooster Police Department | 50 | ✓ | ✓ | ✓ | ✓ | ✓ | ✓ | ✓ |

Williams County

37,102

Population
(2020)

98%

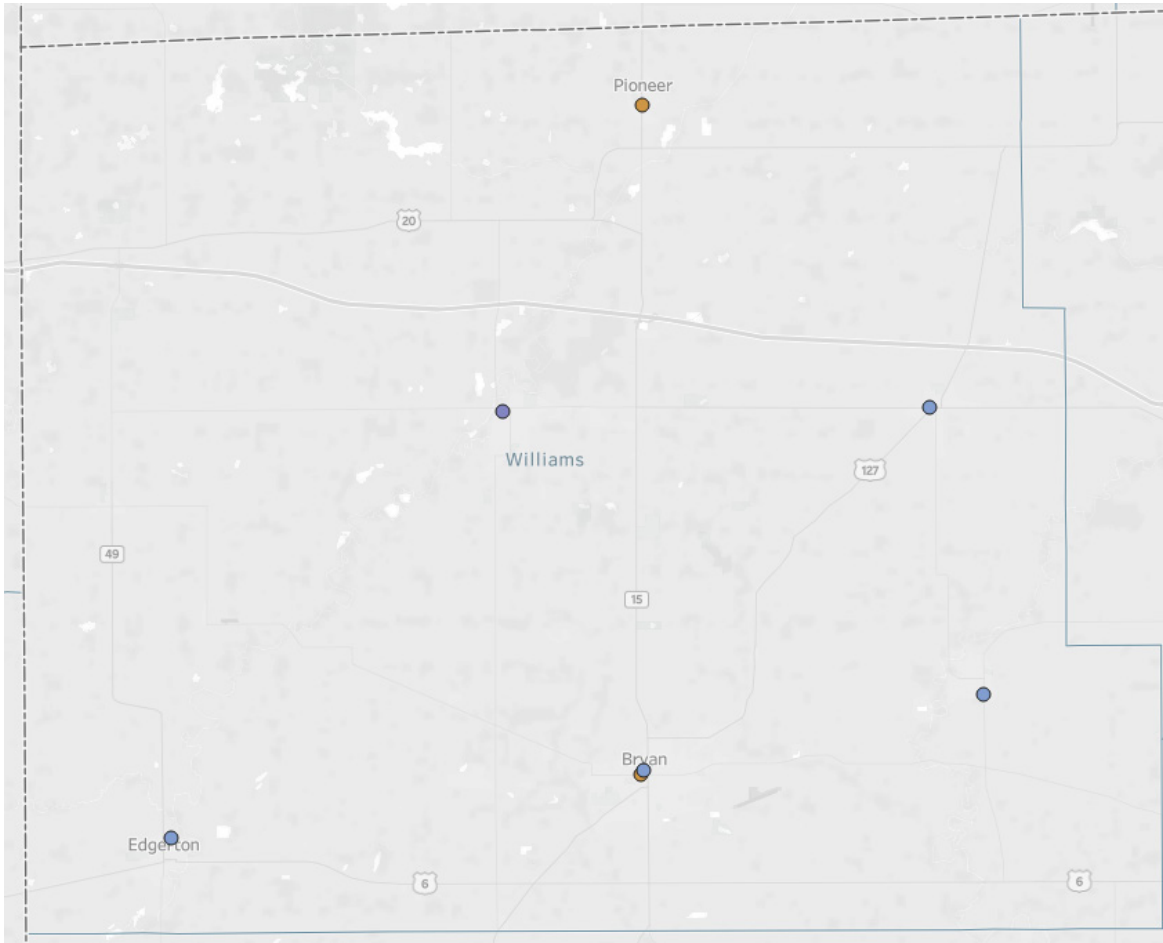
% Population Covered by
Law Enforcement Agencies
in any Phase of Certification

9

Law Enforcement
Agencies in County

7

Law Enforcement
Agencies in any
Phase of Certification



78%

% Law Enforcement Agencies in any Phase of Certification

139

Law Enforcement Officers in County

127

Officers in County in any Phase of Certification

91%

% Officers in County in any Phase of Certification

| Agency | Agency Size | Group 1 Certified | Group 2 Certified | Group 3 Certified | Group 4 Certified | Group 5 Certified | Group 6 Certified | Re-Cert. Group |
|----------------------------------|-------------|-------------------|-------------------|-------------------|-------------------|-------------------|-------------------|----------------|
| Bryan Police Department | 24 | ✓ | ✓ | ✓ | ✓ | ✓ | ✓ | |
| Edgerton Police Department | 17 | ✓ | | | | | | |
| Montpelier Police Department | 25 | ✓ | ✓ | ✓ | ✓ | | | ✓ |
| Pioneer Police Department | 10 | ✓ | ✓ | ✓ | ✓ | ✓ | ✓ | ✓ |
| Stryker Police Department | 11 | ✓ | | | | | | |
| West Unity Police Department | 12 | ✓ | | | | | | |
| Williams County Sheriff's Office | 28 | ✓ | | | | | | |

Wood County

132,248

Population
(2020)

85%

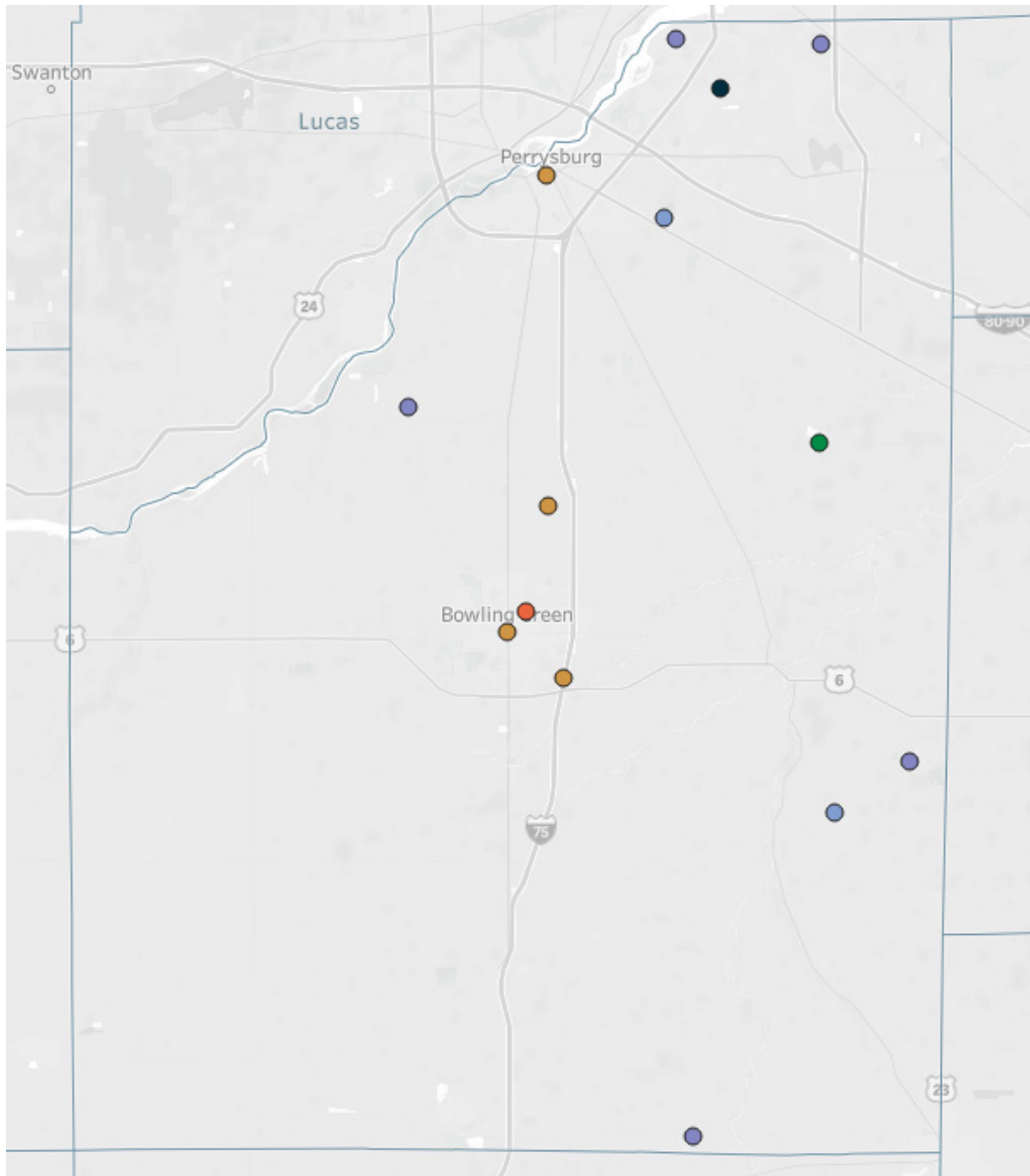
% Population Covered by
Law Enforcement Agencies
in any Phase of Certification

19

Law Enforcement
Agencies in County

14

Law Enforcement
Agencies in any
Phase of Certification



74%

% Law Enforcement Agencies in any Phase of Certification

362

Law Enforcement Officers in County

293

Officers in County in any Phase of Certification

81%

% Officers in County in any Phase of Certification

| Agency | Agency Size | Group 1 Certified | Group 2 Certified | Group 3 Certified | Group 4 Certified | Group 5 Certified | Group 6 Certified | Re-Cert. Group |
|---|-------------|-------------------|-------------------|-------------------|-------------------|-------------------|-------------------|----------------|
| Bloomdale Police Department | 1 | ✓ | ✓ | | ✓ | | | |
| Bowling Green Police Division | 41 | ✓ | ✓ | ✓ | ✓ | ✓ | ✓ | ✓ |
| Bowling Green State University Police Department | 22 | ✓ | ✓ | ✓ | ✓ | ✓ | | ✓ |
| Bradner Police Department | 6 | ✓ | ✓ | ✓ | ✓ | | | |
| Haskins Police Department | 9 | ✓ | ✓ | | ✓ | | | |
| Luckey Police Department | 8 | ✓ | ✓ | | | | | ✓ |
| Northwood Police Department | 18 | ✓ | ✓ | ✓ | ✓ | | | ✓ |
| Owens Community College Department of Public Safety | 14 | ✓ | ✓ | ✓ | | | | ✓ |
| Perrysburg Police Department | 42 | ✓ | ✓ | ✓ | ✓ | ✓ | ✓ | |
| Perrysburg Township Police Department | 25 | ✓ | | | | | | |
| Rossford Police Department | 18 | ✓ | ✓ | ✓ | ✓ | | | In Process |
| Wayne Police Department | 8 | ✓ | | | | | | ✓ |
| Wood County Park District Police Department | 7 | ✓ | ✓ | ✓ | ✓ | ✓ | ✓ | |
| Wood County Sheriff's Office | 74 | ✓ | ✓ | ✓ | ✓ | ✓ | ✓ | ✓ |

Wyandot County

21,900

Population
(2020)

100%

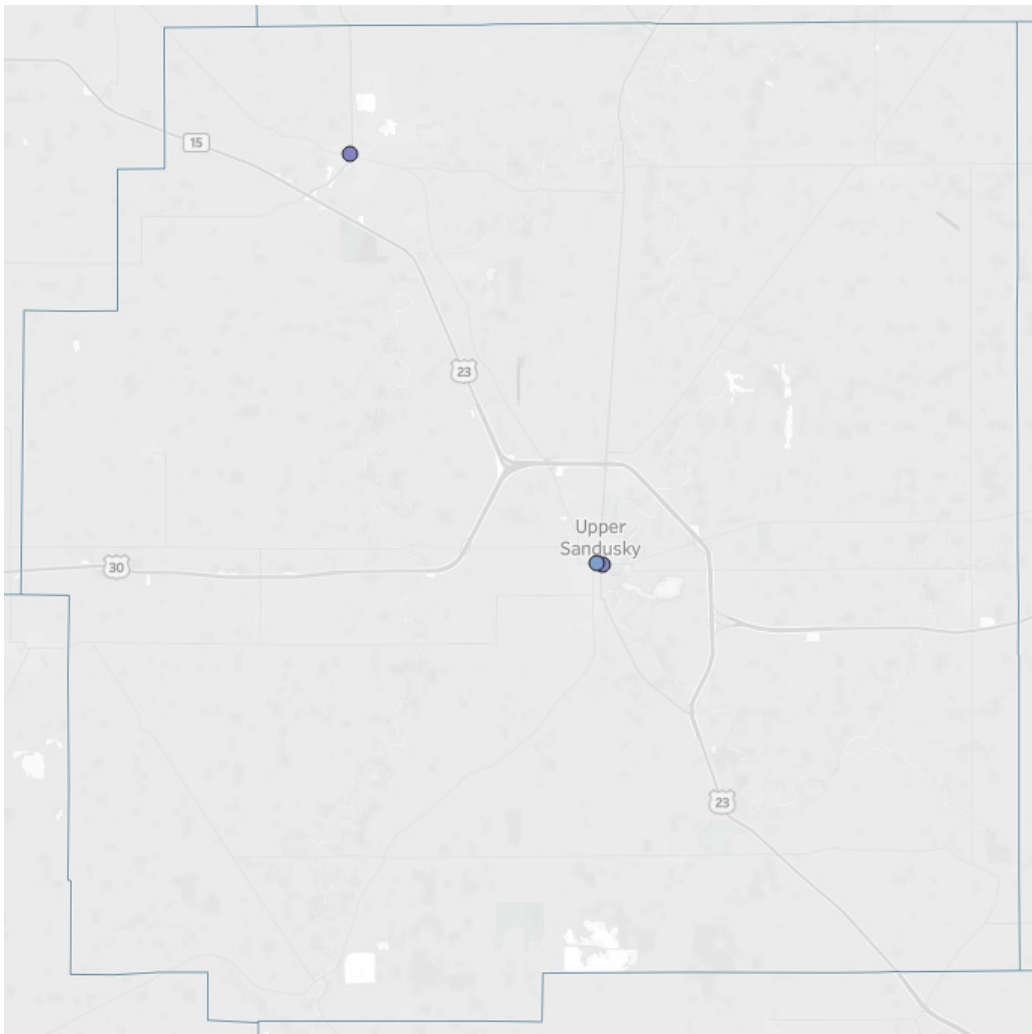
% Population Covered by
Law Enforcement Agencies
in any Phase of Certification

3

Law Enforcement
Agencies in County

3

Law Enforcement
Agencies in any
Phase of Certification



The Wyandot County Sheriff's Office and the Upper Sandusky Police Department are in close proximity to each other.

100%

% Law Enforcement Agencies in any Phase of Certification

72

Law Enforcement Officers in County

72

Officers in County in any Phase of Certification

100%

% Officers in County in any Phase of Certification

| Agency | Agency Size | Group 1 Certified | Group 2 Certified | Group 3 Certified | Group 4 Certified | Group 5 Certified | Group 6 Certified | Re-Cert. Group |
|----------------------------------|-------------|-------------------|-------------------|-------------------|-------------------|-------------------|-------------------|----------------|
| Carey Police Department | 15 | ✓ | ✓ | ✓ | ✓ | | | ✓ |
| Upper Sandusky Police Department | 15 | ✓ | | | | | | ✓ |
| Wyandot County Sheriff's Office | 42 | ✓ | ✓ | ✓ | ✓ | | | ✓ |

State Law Enforcement Agencies

| Agency | Agency Size | Group 1 Certified | Group 2 Certified | Group 3 Certified | Group 4 Certified | Group 5 Certified | Group 6 Certified | Re-Cert. Group |
|--|-------------|----------------------|----------------------|----------------------|----------------------|----------------------|----------------------|-------------------|
| Ohio Attorney General - BCI & I | 106 | ✓ | ✓ | ✓ | ✓ | ✓ | ✓ | ✓ |
| Ohio Casino Control Commission | 54 | ✓ | ✓ | In process | ✓ | In process | | ✓ |
| Ohio Department of Natural Resources | 287 | ✓ | ✓ | ✓ | ✓ | ✓ | ✓ | ✓ |
| Ohio Department of Public Safety - Ohio State Highway Patrol | 1,513 | ✓ | ✓ | ✓ | ✓ | ✓ | | ✓ |
| Ohio Department of Taxation | 23 | ✓ | ✓ | ✓ | ✓ | ✓ | ✓ | ✓ |
| Ohio State Fire Marshal | 28 | ✓ | ✓ | ✓ | ✓ | | | ✓ |
| Ohio Veterans Home Police Department | 10 | ✓ | ✓ | ✓ | ✓ | ✓ | | ✓ |

Non-Certified Agencies

| Agency Name | Number of Officers |
|--|--------------------|
| Adams County | |
| Adams County Sheriff's Office | 38 |
| Manchester Police Department | 2 |
| Peebles Police Department | 6 |
| Seaman Police Department | 1 |
| Winchester Police Department | 3 |
| Allen County | |
| American Township Police Department | 6 |
| Perry Township Police Department - Allen | 13 |
| Ashland County | |
| Hayesville Police Department | 1 |
| Loudonville Police Department | 16 |
| Mifflin Police Department | 5 |
| Ashtabula County | |
| Ashtabula County Sheriff's Office | 54 |
| Ashtabula Police Department | 41 |
| Geneva-on-the-Lake Police Department | 30 |
| Jefferson Police Department | 15 |
| North Kingsville Police Department | 5 |
| Athens County | |
| Albany Police Department | 5 |
| Amesville Police Department | 5 |
| Coolville Police Department | 4 |
| Glouster Police Department | 4 |
| Trimble Police Department | 1 |
| Auglaize County | |
| Cridersville Police Department | 6 |
| New Knoxville Police Department | 3 |
| Saint Marys Police Department | 16 |
| Wapakoneta Police Department | 21 |
| Belmont County | |
| Barnesville Police Department | 17 |
| Belmont Police Department | 7 |
| Bethesda Police Department | 9 |
| Pease Township Police Department | 19 |
| Powhatan Point Police Department | 5 |
| Richland Township Police Department | 4 |
| Saint Clairsville Police Department | 12 |
| Shadyside Police Department | 12 |

Non-Certified Agencies

| Agency Name | Number of Officers |
|---|--------------------|
| Brown County | |
| Aberdeen Police Department | 10 |
| Georgetown Police Department | 10 |
| Hamersville Police Department | 5 |
| Higginsport Police Department | 9 |
| Ripley Police Department | 9 |
| Russellville Police Department | 3 |
| Sardinia Police Department | 4 |
| Butler County | |
| Seven Mile Police Department | 2 |
| Champaign County | |
| North Lewisburg Police Department | 7 |
| Clark County | |
| Catawba Police Department | 8 |
| Clark County Sheriff's Office | 127 |
| Enon Police Department | 5 |
| German Township Police Department - Clark | 8 |
| South Charleston Police Department | 12 |
| Tremont City Police Department | 6 |
| Clermont County | |
| Felicity Police Department | 2 |
| Clinton County | |
| Port William Police Department | 7 |
| Sabina Police Department | 6 |
| Columbiana County | |
| Center Township Police Department | 7 |
| Columbiana County Sheriff's Office | 58 |
| East Liverpool Police Department | 13 |
| Hanoverton Police Department | 7 |
| Leetonia Police Department | 11 |
| Lisbon Police Department | 10 |
| Liverpool Township Police Department | 6 |
| New Waterford Police Department | 8 |
| Washingtonville Police Department | 11 |
| Wellsville Police Department | 12 |

Non-Certified Agencies

| Agency Name | Number of Officers |
|--|--------------------|
| Cuyahoga County | |
| Bedford Heights Police Department | 29 |
| Brecksville Police Department | 30 |
| Cuyahoga Heights Police Department | 25 |
| East Cleveland Police Department | 37 |
| Highland Hills Police Department | 20 |
| Lyndhurst Police Department | 29 |
| Olmsted Falls Police Department | 20 |
| Orange Village Police Department | 23 |
| Darke County | |
| Ansonia Police Department | 1 |
| Versailles Police Department | 8 |
| Delaware County | |
| Ashley Police Department | 5 |
| Ostrander Police Department | 4 |
| Sunbury Police Department | 22 |
| Fairfield County | |
| Lithopolis Police Department | 3 |
| Millersport Police Department | 7 |
| Pickerington Police Department | 40 |
| Pleasantville Police Department | 2 |
| Sugar Grove Police Department | 3 |
| Fayette County | |
| Washington Court House Police | 19 |
| Franklin County | |
| Brice Police Department | 5 |
| Franklin Township Police Department - Franklin | 10 |
| Harrisburg Police Department | 6 |
| Valleyview Police Department | 11 |
| Fulton County | |
| Swanton Police Department | 12 |
| Gallia County | |
| Rio Grande Police Department | 23 |
| Geauga County | |
| Bainbridge Township Police Department | 26 |
| Burton Police Department | 9 |
| Chester Township Police Department | 18 |
| Thompson Township Police Department | 6 |
| Greene County | |
| Jamestown Police Department | 14 |

Non-Certified Agencies

| Agency Name | Number of Officers |
|---|--------------------|
| Guernsey County | |
| Byesville Police Department | 8 |
| Hamilton County | |
| Addyston Police Department | 15 |
| Fairfax Police Department | 10 |
| North College Hill Police Department | 23 |
| Hancock County | |
| McComb Police Department | 1 |
| Hardin County | |
| Forest Police Department | 5 |
| Kenton Police Department | 19 |
| Harrison County | |
| Jewett Police Department | 10 |
| Henry County | |
| Deshler Police Department | 8 |
| Northwest State Community College Police Department | 7 |
| Highland County | |
| Greenfield Police Department | 22 |
| Highland Police Department | 4 |
| Lynchburg Police Department | 3 |
| Holmes County | |
| Glenmont Police Department | 8 |
| Nashville Police Department | 1 |
| Huron County | |
| Plymouth Police Department | 18 |
| Wakeman Police Department | 26 |
| Jackson County | |
| Oak Hill Police Department | 12 |
| Wellston Police Department | 23 |

Non-Certified Agencies

| Agency Name | Number of Officers |
|---|--------------------|
| Jefferson County | |
| Adena Police Department | 1 |
| Amsterdam Police Department | 4 |
| Bergholz Police Department | 1 |
| Bloomington Police Department | 12 |
| Dillonvale Police Department | 4 |
| Empire Police Department | 1 |
| Jefferson County Sheriff's Office | 98 |
| Mingo Junction Police Department | 4 |
| Mount Pleasant Police Department | 2 |
| New Alexandria Police Department | 2 |
| Richmond Police Department | 2 |
| Saline Township Police Department | 3 |
| Steubenville Police Department | 37 |
| Stratton Police Department | 6 |
| Tiltonsville Police Department | 7 |
| Wells Township Police Department | 16 |
| Yorkville Police Department | 18 |
| Knox County | |
| Martinsburg Police Department | 5 |
| Lake County | |
| Madison Village Police Department | 12 |
| North Perry Village Police Department | 16 |
| Lawrence County | |
| Athalia Police Department | 8 |
| Coal Grove Police Department | 7 |
| Hanging Rock Police Department | 6 |
| Ironton Police Department | 16 |
| Proctorville Police Department | 6 |
| South Point Police Department | 17 |
| Union Township Police Department - Lawrence | 1 |
| Licking County | |
| Alexandria Police Department | 4 |
| Heath Police Department | 22 |
| Kirkersville Police Department | 7 |
| Pataskala Police Department | 34 |
| Saint Louisville Police Department | 11 |

Non-Certified Agencies

| Agency Name | Number of Officers |
|---|--------------------|
| Lorain County | |
| Kipton Police Department | 7 |
| LaGrange Police Department | 15 |
| South Amherst Police Department | 8 |
| Wellington Police Department | 22 |
| Lucas County | |
| Berkey Police Department | 3 |
| Harbor View Police Department | 2 |
| Toledo Lucas County Port Authority Swanton | 5 |
| Washington Township Police Department - Lucas | 14 |
| Madison County | |
| Madison County Sheriff's Office | 143 |
| West Jefferson Police Department | 15 |
| Mahoning County | |
| Coitsville Township Police Department | 9 |
| Lowellville Police Department | 21 |
| New Middletown Police Department | 5 |
| Poland Village Police Department | 18 |
| Struthers Police Department | 41 |
| Medina County | |
| Seville Police Department | 7 |
| Meigs County | |
| Middleport Police Department | 14 |
| Rutland Police Department | 5 |
| Mercer County | |
| Celina Police Department | 14 |
| Coldwater Police Department | 13 |
| Miami County | |
| Edison State Community College | 7 |
| Monroe County | |
| Monroe County Sheriff's Office | 42 |
| Woodsfield Police Department | 10 |
| Montgomery County | |
| Englewood Police Department | 24 |
| Perry Township Police Department - Montgomery | 8 |
| Phillipsburg Police Department | 2 |
| Union Police Department | 12 |
| Morgan County | |
| Morgan County Sheriff's Office | 15 |

Non-Certified Agencies

| Agency Name | Number of Officers |
|---|--------------------|
| Morrow County | |
| Cardington Police Department | 18 |
| Muskingum County | |
| Frazeysburg Police Department | 4 |
| Noble County | |
| Noble County Sheriff's Office | 39 |
| Ottawa County | |
| Catawba Island Township Police Department | 4 |
| Clay Center Police Department | 5 |
| Clay Township Police Department - Ottawa | 7 |
| Genoa Police Department | 8 |
| Put-in-Bay Police Department | 11 |
| Paulding County | |
| Antwerp Police Department | 10 |
| Oakwood Police Department - Paulding | 8 |
| Paulding County Sheriff's Office | 34 |
| Paulding Police Department | 12 |
| Payne Police Department | 2 |
| Perry County | |
| Corning Police Department | 8 |
| Pickaway County | |
| Ashville Police Department | 13 |
| New Holland Police Department | 6 |
| South Bloomfield Police Department | 20 |
| Pike County | |
| Piketon Police Department | 21 |
| Waverly Police Department | 19 |
| Portage County | |
| Garrettsville Police Department | 12 |
| Mantua Police Department | 6 |
| Windham Police Department | 15 |
| Preble County | |
| Lewisburg Police Department | 14 |
| Putnam County | |
| Belmore Police Department | 4 |
| Continental Police Department | 8 |
| Fort Jennings Police Department | 3 |
| Glandorf Police Department | 2 |
| Kalida Police Department | 3 |
| Ottoville Police Department | 6 |

Non-Certified Agencies

| Agency Name | Number of Officers |
|---------------------------------------|--------------------|
| Sandusky County | |
| Clyde Police Department | 17 |
| Gibsonburg Police Department | 7 |
| Sandusky County Sheriff's Office | 53 |
| Woodville Police Department | 14 |
| Scioto County | |
| Scioto County Sheriff's Office | 101 |
| Seneca County | |
| Bloomville Police Department | 4 |
| Republic Police Department | 2 |
| Seneca County Sheriff's Office | 51 |
| Shelby County | |
| Anna Police Department | 4 |
| Fort Loramie Police Department | 5 |
| Port Jefferson Police Department | 6 |
| Stark County | |
| Beach City Police Department | 16 |
| Magnolia Police Department | 8 |
| Marlboro Township Police Department | 12 |
| Waynesburg Police Department | 4 |
| Summit County | |
| Reminderville Police Department | 11 |
| Trumbull County | |
| Braceville Township Police Department | 6 |
| Brookfield Township Police Department | 15 |
| Champion Township Police Department | 10 |
| Fowler Township Police Department | 8 |
| Hartford Township Police Department | 8 |
| Kinsman Township Police Department | 5 |
| Lordstown Village Police Department | 15 |
| West Farmington Police Department | 14 |
| Tuscarawas County | |
| Dennison Police Department | 5 |
| Dover Police Department | 31 |
| Midvale Police Department | 6 |
| New Philadelphia Police Department | 38 |
| Roswell Police Department | 7 |
| Strasburg Police Department | 11 |
| Tuscarawas Police Department | 3 |
| Uhrichsville Police Department | 10 |

Non-Certified Agencies

| Agency Name | Number of Officers |
|--|--------------------|
| Union County | |
| Richwood Police Department | 9 |
| Van Wert County | |
| Convoy Police Department | 2 |
| Vinton County | |
| Hamden Police Department | 2 |
| Vinton County Sheriff's Office | 26 |
| Zaleski Village Police Department | 1 |
| Warren County | |
| Harveysburg Police Department | 10 |
| Washington County | |
| Beverly Police Department | 7 |
| Lowell Police Department | 7 |
| Marietta Township Constables | 1 |
| New Matamoras Police Department | 4 |
| Wayne County | |
| Creston Police Department | 11 |
| Dalton Police Department | 15 |
| Marshallville Police Department | 10 |
| Shreve Police Department | 6 |
| West Salem Police Department | 11 |
| Williams County | |
| Blakeslee Police Department | 6 |
| Edon Police Department | 6 |
| Wood County | |
| Lake Township Police Department - Wood | 22 |
| North Baltimore Police Department | 14 |
| Pemberville Police Department | 15 |
| Risingsun Police Department | 7 |
| Walbridge Police Department | 11 |



JOHN R. KASICH
GOVERNOR
STATE OF OHIO

Executive Order 2015-04K

Establishing the Ohio Collaborative Community-Police Advisory Board

WHEREAS, trust between the citizens of Ohio and the law enforcement officers who serve us is essential for building safe communities and creating and sustaining opportunities for all Ohioans; and

WHEREAS, through Executive Order 2014-06K, I created the Ohio Task Force on Community-Police Relations ("Task Force") to explore how to strengthen the fractured relationships that exist between law enforcement and some communities and to examine strategies to strengthen trust between law enforcement and the communities they serve; and

WHEREAS, the Task Force held a series of public forums throughout the State to listen to community and law enforcement perspectives on community-law enforcement interaction; and

WHEREAS, in those public forums, the Task Force heard from hundreds of members of the general public and nationally renowned experts about the challenges that currently exist in rebuilding trust between law enforcement and the public in some communities; and

WHEREAS, the Task Force has produced a report that includes recommendations on how to improve relationships between law enforcement and the communities they serve, as well as research, supporting documentation and, most importantly, the perspectives of the citizens of Ohio, Task Force members, experts, and others who provided testimony and information to the Task Force; and

WHEREAS, the recommendations, testimony, supporting documentation, and best practices outlined in the report serve as a blueprint for further action; and

WHEREAS, continuing to bring together citizens, communities and law enforcement departments to strengthen their relationships in a collaborative way will allow the work and the recommendations of the Task Force to be carried forward;

NOW THEREFORE, I, John R. Kasich, Governor of the State of Ohio, by virtue of the authority vested in me by the Constitution and the laws of the State of Ohio do hereby order and direct that:

1. The **Ohio Collaborative Community-Police Advisory Board** (“the Collaborative”) is hereby established. The Collaborative will consist of twelve (12) persons appointed by me, plus additional *ex officio* members as I may designate, and will include both law enforcement officers and public members. I will appoint a Chairperson from among the twelve members. Members of the Collaborative will serve three- (3-) year terms, though the initial terms will be staggered so that no more than four (4) members’ terms will end every year.
2. The purpose of the Collaborative is to advise and work with the Office of Criminal Justice Services (“OCJS”) in the Ohio Department of Public Safety on implementing the Task Force’s recommendations and creating, for the first time in Ohio’s history:
 - a. Statewide minimum standards for state and local law enforcement departments to follow in certain vitally important areas including, but not limited to, (i) the proper use of force, including deadly force, and (ii) the recruiting, hiring and screening of potential law enforcement officer candidates; and
 - b. Model departmental policies and best practices recommendations which state and local law enforcement departments and local communities will be encouraged to adopt and then adapt to their particular communities’ needs. The model policies and best practice recommendations will address several areas including, but not limited to: (i) methods for law enforcement to involve the local community in helping officers to address safety issues in the community; (ii) educating the local community on the challenges that law enforcement officers face on a daily basis and how officers are trained to deal with those challenges; (iii) opening effective lines of communication between law enforcement officers and local citizens, particularly as it pertains to encounters between officers and citizens; and (iv) strategies for how both law enforcement and the communities the officers serve can hold each other accountable for the other’s actions.
3. Once all of the members of the Collaborative have been appointed, OCJS and the Collaborative shall immediately begin jointly developing the two statewide minimum standards referred to in paragraph 2a. above. No later than ninety (90) days after the members of the Collaborative have been appointed, the Collaborative and OCJS shall finalize the two standards referred to in paragraph 2a. above and OCJS will disseminate those two standards to all state and local law enforcement departments in Ohio.
4. Additionally, the Collaborative and OCJS shall develop the model departmental policies and best practices referred to in paragraph 2b. above. The Collaborative and OCJS shall set a deadline by which the model departmental policies and best practices will be finalized and disseminated to all state and local law enforcement departments in Ohio. In setting that deadline, the Collaborative and OCJS shall take into consideration the date of the annual report set forth in paragraph 5 below and allow state and local law enforcement departments and the communities they serve sufficient time to review and consider the adoption of those model departmental policies and best practices prior to the issuance of the first annual report.


5. The Collaborative, with the assistance of OCJS, shall monitor and evaluate all state and local law enforcement departments' adoption and implementation of the two statewide minimum standards referred to in paragraph 2a. No later than March 31, 2017, and annually thereafter, OCJS shall publish a report listing which state and local law enforcement departments have and have not adopted and fully implemented those two statewide minimum standards. OCJS shall also note in its report which departments have also adopted one or more of the model departmental policies and best practices developed by the Collaborative and OCJS.
6. The Collaborative may also:
 - a. Recommend to OCJS additional statewide minimum standards for law enforcement departments in Ohio beyond the two standards specified in paragraph 2a. above.
 - b. Recommend to OCJS additional model departmental policies and best practices for law enforcement departments in Ohio beyond those specified in paragraph 2b. above.
 - c. Evaluate the effectiveness of any statewide minimum standards and/or model departmental policies and best practices developed by the Collaborative and OCJS and, if necessary, recommend modifications to the same.
 - d. Recommend to OCJS any other measure the Collaborative believes is necessary to implement the Task Force's recommendations.

Any such new or modified statewide minimum standards and/or model departmental policies and best practices which the Collaborative and OCJS develop shall be disseminated by OCJS to all state and local law enforcement departments in Ohio. All annual reports published by OCJS in 2018 and thereafter shall include each law enforcement department's compliance or noncompliance with any such new or modified statewide minimum standards.


7. The Collaborative and OCJS, in their discretion, may develop measures to encourage state and local law enforcement departments to adopt and implement any statewide minimum standards developed by the Collaborative and OCJS.
8. Any and all staff support and resources necessary for the Collaborative to fulfill its obligations as outlined in this Executive Order shall be provided by the State of Ohio through OCJS. The Chairperson and members of the Collaborative shall serve without compensation for their work on the Collaborative, but may be reimbursed for their reasonable and necessary expenses in the conduct of Collaborative business.

I signed this Executive Order on April 29, 2015, in Columbus, Ohio, and it will not expire unless rescinded.




John R. Kasich, Governor

ATTEST:


Jon Husted, Secretary of State

Filed on April 30, 2015
Per Kelly Neumann
In the Office of the Secretary
of State at Columbus, OH
JON HUSTED
Secretary of State