

Online Job Postings Occupational Job Functions

View a report of online job posting trends for each of the job functions listed below. A job function is a grouping of related occupations. These monthly reports contain the top occupations and employers advertised online through OhioMeansJobs.com. For each job function, learn the base salary, educational requirements, top certifications, and skills employers are seeking. A listing of the occupations within each job function is also available at [Related Occupations with Descriptions](#).

Select a job function below.

Administration/Clerical	Creative/Talent	Education/Training	Engineering/ Quality Assurance
Executive Management	Facilities/Construction	Finance/Accounting	Hospitality/Services
Human Resources	Information/Technology	Legal	Maintenance/Repair
Manufacturing/Resources	Marketing/Public Relations	Medical/Health	Operations/Logistics
Sales/Business Development	Science/R&D	Security	Social Services

The job function reports are created through data provided by TalentNeuron Gartner™. In addition to these reports, each month OhioMeansJobs.com provides reports on job postings trends for Ohio and the JobsOhio network regions. These reports are readily available for businesses, career service professionals and schools.

Please refer questions or requests to: ContactLMI@ifs.ohio.gov.



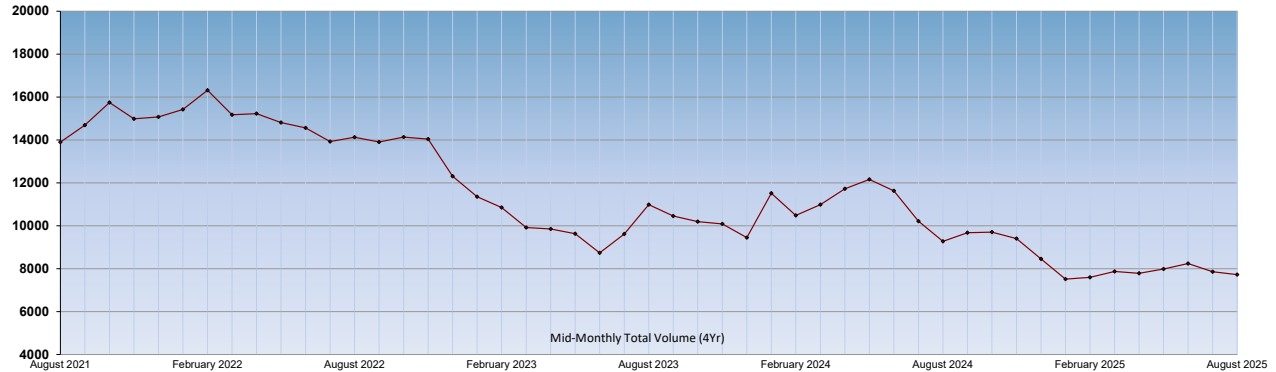
Online Job Postings

Administration/Clerical Job Function

August 2025

OhioMeansJobs.com

A total of 7,725 job openings were posted online from July 14, 2025, through August 13, 2025, for the administration/clerical job function. The graph below shows historical trends for ads posted over the last several years.



Salary for Job Ads*

Salary Range	Ads
Entry Level Jobs (less than \$30K)	3.3%
Middle Income Jobs (\$30K-\$49K)	63.1%
Upper Middle Income Jobs (\$50K-\$79K)	23.6%
High Income Jobs (\$80K-\$99K)	5.3%
Six Figure Jobs (\$100K+)	4.6%

Education for Job Ads

Education Range	Ads
GED/High School	69.1%
Associate Level	6.4%
Bachelor's Degree	23.9%
Master's Degree	0.5%
Doctoral Degree	0.1%

Top Certifications for Job Ads

Certifications	Ads
Driver's License	709
Forklift certification	203
HAZMAT	193
Occupational Safety & Health Administration Certification	168
Financial Industry Regulatory Authority	154
Security clearance	132
Secret security clearance	126
Nationwide Mortgage Licensing System	73
Certified Information Systems Security Professional	58
First Aid certification	52

Top Skills for Job Ads

Skills	Ads
Customer service	3,004
Operations	2,035
Scheduling	1,751
Microsoft Office	1,361
Forklifts	1,226
Shipping	1,116
Computer usage (basic)	1,060
Mathematics	1,047
Microsoft Excel	922
Customer experience	848

Top Employers with the Most Job Ads

Employer	Ads
Walmart	396
Kroger	236
Fastenal	173
Uline	155
PNC Financial Services	147
KeyBank	145
Meijer	118
Chipotle Mexican Grill	86
University Hospitals	69
Lowe's	69
CCBCC	66
Aldi	56
TJX Companies	50
Ohio State University Wexner Medical Center	48
KPMG	42
Nationwide Children's Hospital	41
Best Buy	39
Park National Corporation	39
American Greetings Corporation	39
Peoples Bancorp Inc	38
Coca-Cola	37
WesBanco Bank, Inc.	34
Walgreens	34
Sam's Club	33
Farmers National Bankj	33
Pepsi	32
Coca-Cola Bottling Company	31
Tractor Supply Company	29
Fifth Third Bank	28
Woodforest National Bank	28

Top Occupations with the Most Job Ads

Occupation	Ads
Stockers and Order Fillers	2,855
Shipping, Receiving, and Inventory Clerks	670
Secretaries & Administrative Assistants, Except Legal, Medical, & Executive	494
First-Line Supervisors of Office and Administrative Support Workers	448
Business Operations Specialists, All Other	418
Office Clerks, General	394
Tellers	383
Bookkeeping, Accounting, and Auditing Clerks	377
Executive Secretaries and Executive Administrative Assistants	335
New Accounts Clerks	215
Production, Planning, and Expediting Clerks	199
Receptionists and Information Clerks	188
Facilities Managers	152
Billing and Posting Clerks	141
Bill and Account Collectors	131
Order Clerks	37
Urban and Regional Planners	32
Court, Municipal, and License Clerks	32
Information and Record Clerks, All Other	26
Data Entry Keyers	25
Library Assistants, Clerical	21
Administrative Services Managers	20
Mail Clerks and Mail Machine Operators, Except Postal Service	20
Interviewers, Except Eligibility and Loan	17
Switchboard Operators, Including Answering Service	16
Weighers, Measurers, Checkers, and Samplers, Recordkeeping	14
Office and Administrative Support Workers, All Other	14
Compliance Officers	12
Eligibility Interviewers, Government Programs	9
Telephone Operators	8

EDITOR'S NOTE: This report is based on data provided by TalentNeuron, a global research and advisory company. Through this partnership, new data sources and improved methodologies are available to better understand occupational demand over time. This reflects a change from the methodology used to produce these reports prior to October 2023.

This information is a snapshot in time and may not represent long-term trends. Any of this data, including historical reports, may vary slightly over time, as minor revisions are continually made to this live database. Some ads may appear in two or more occupation codes and may be counted more than once. This information should be used in conjunction with local labor market information to analyze current occupational demand.

This data has not been seasonally adjusted. Sometimes seasonal adjustment is used to remove fluctuations in unemployment and labor force trends that normally occur with changes in the season. Seasonal variation in employment occurs for natural and institutional reasons, including reduced employment involving outdoor activities during winter, changes in labor force and unemployment levels with opening and closing of schools, and layoffs during the automobile model changeover period. Seasonal variations can also affect the number of online job ads, so over the year it will affect the data in this report.

*There has been a significant increase in the number of ads that have no assigned salary requirements during this reporting period.



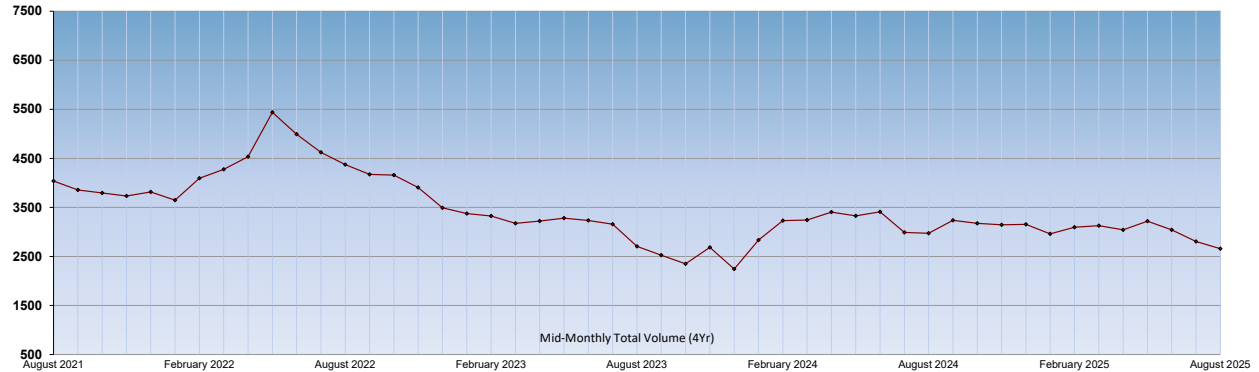
Online Job Postings

Creative/Talent Job Function

August 2025

OhioMeansJobs.com

A total of 2,659 job openings were posted online from July 14, 2025, through August 13, 2025, for the creative/talent job function. The graph below shows historical trends for ads posted over the last several years.



Salary for Job Ads*

Salary Range	Ads
Entry Level Jobs (less than \$30K)	5.2%
Middle Income Jobs (\$30K-\$49K)	25.3%
Upper Middle Income Jobs (\$50K-\$79K)	57.6%
High Income Jobs (\$80K-\$99K)	9.5%
Six Figure Jobs (\$100K+)	2.5%

Education for Job Ads

Education Range	Ads
GED/High School	44.4%
Associate Level	2.7%
Bachelor's Degree	52.5%
Master's Degree	0.3%
Doctoral Degree	0.1%

Top Certifications for Job Ads

Certifications	Ads
Driver's License	373
First Aid certification	135
Certification of Teaching	100
Certified Personal Trainer	45
Accredited Business Communicator	32
Teaching license	31
Secret security clearance	27
Security clearance	25
American Sign Language	22
Registry of Interpreters of the Deaf	16

Top Skills for Job Ads

Skills	Ads
Merchandising	561
Customer service	476
Scheduling	451
Supervision	336
Teaching	331
Marketing	299
Adobe Photoshop	201
Time management	200
Adobe Creative Cloud	195
Adobe Illustrator	183

Top Employers with the Most Job Ads

Employer	Ads
Home Depot	115
Driveline Retail Merchandising	99
SR merchandising Corp	77
SAS	75
Manheim Remarketing	64
Hallmark	47
SkillZDr	44
Cincinnati Public Schools	42
Southwestern City Schools	40
TJX Companies	39
CrossMark	39
Cox Communications	36
Field Force Merchandising	36
Cloverleaf Schools	35
The Retail Odyssey Company	33
American Greetings Corporation	26
Sinclair Broadcast Group	22
Nexstar Financial Corporation	22
High School	21
Winston Retail	21
Miami University	21
LANE Bryant	20
NEXSTAR MEDIA GROUP	18
Northwest Local School District	18
Big Walnut Local School District	17
Nexstar Media	16
PUMA	16
BDS Connected Solutions	15
BDS Marketing	15
SAS Retail Services	15

Top Occupations with the Most Job Ads

Occupation	Ads
Coaches and Scouts	786
Merchandise Displayers and Window Trimmers	714
Public Relations Specialists	178
News Analysts, Reporters, and Journalists	174
Graphic Designers	145
Writers and Authors	87
Interior Designers	85
Interpreters and Translators	74
Technical Writers	57
Photographers	50
Film and Video Editors	46
Producers and Directors	43
Fashion Designers	40
Editors	32
Broadcast Technicians	24
Art Directors	19
Floral Designers	18
Audio and Video Technicians	18
Music Directors and Composers	10
Umpires, Referees, and Other Sports Officials	9
Broadcast Announcers and Radio Disc Jockeys	9
Special Effects Artists and Animators	7
Musicians and Singers	5
Sound Engineering Technicians	5
Camera Operators, Television, Video, and Film	5
Media and Communication Workers, All Other	4
Set and Exhibit Designers	3
Artists and Related Workers, All Other	2
Entertainers and Performers, Sports and Related Workers, All Other	2
Lighting Technicians	2

EDITOR'S NOTE: This report is based on data provided by TalentNeuron, a global research and advisory company. Through this partnership, new data sources and improved methodologies are available to better understand occupational demand over time. This reflects a change from the methodology used to produce these reports prior to October 2023.

This information is a snapshot in time and may not represent long-term trends. Any of this data, including historical reports, may vary slightly over time, as minor revisions are continually made to this live database. Some ads may appear in two or more occupation codes and may be counted more than once. This information should be used in conjunction with local labor market information to analyze current occupational demand.

This data has not been seasonally adjusted. Sometimes seasonal adjustment is used to remove fluctuations in unemployment and labor force trends that normally occur with changes in the season. Seasonal variation in employment occurs for natural and institutional reasons, including reduced employment involving outdoor activities during winter, changes in labor force and unemployment levels with opening and closing of schools, and layoffs during the automobile model changeover period. Seasonal variations can also affect the number of online job ads, so over the year it will affect the data in this report.

*There has been a significant increase in the number of ads that have no assigned salary requirements during this reporting period.

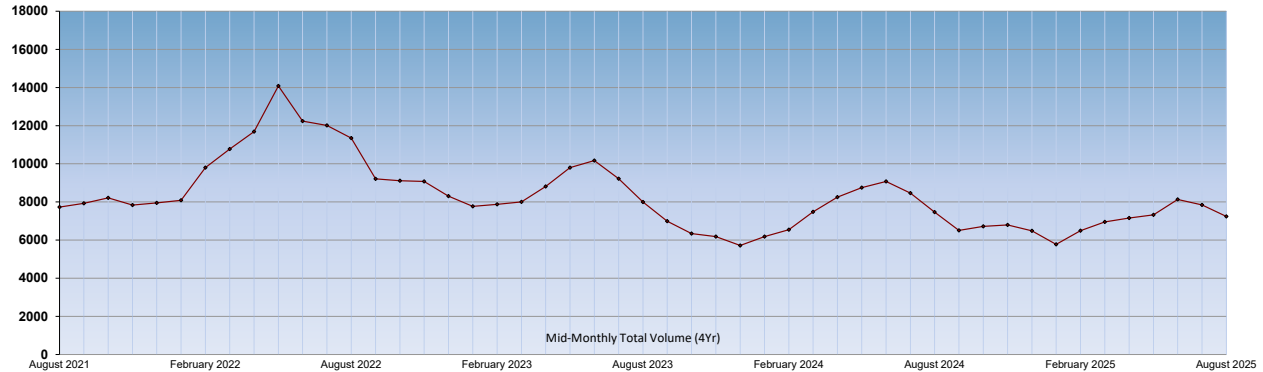


Online Job Postings Education/Training Job Function

August 2025

OhioMeansJobs.com

A total of 7,237 job openings were posted online from July 14, 2025, through August 13, 2025, for the education/training job function. The graph below shows historical trends for ads posted over the last several years.



Salary for Job Ads*

Salary Range	Ads
Entry Level Jobs (less than \$30K)	1.9%
Middle Income Jobs (\$30K-\$49K)	25.7%
Upper Middle Income Jobs (\$50K-\$79K)	44.2%
High Income Jobs (\$80K-\$99K)	18.2%
Six Figure Jobs (\$100K+)	9.9%

Education for Job Ads

Education Range	Ads
GED/High School	14.8%
Associate Level	13.0%
Bachelor's Degree	57.8%
Master's Degree	5.7%
Doctoral Degree	8.7%

Top Certifications for Job Ads

Certifications	Ads
Teaching license	472
First Aid certification	435
Board Eligible	216
Driver's License	215
Medical License	190
Certification of Teaching	189
Certified Registered Nurse	124
Certification in Cardiopulmonary Resuscitation	85
Certification in Ethics	76
American Board of Dermatology	42

Top Skills for Job Ads

Skills	Ads
Teaching	5,132
Supervision	1,440
Intervening	866
Teaching Experience	807
Scheduling	650
Special Education	626
Mathematics	560
Operations	518
Individualized Education Program	494
Classroom management	470

Top Employers with the Most Job Ads

Employer	Ads
University of Cincinnati	501
Ohio State University Wexner Medical Center	314
OHIO State University	180
KinderCare	179
University Hospitals	159
University of Toledo	132
Learning Care Group	107
Young Mens Christian Association	99
Columbus City Schools	88
Miami University	86
Columbus State Community College	79
Trumbull County ESC	71
DSS Holding	67
Delaware City School District	65
Springfield City Schools	63
Ohio Northern University	63
Youngstown City School District	56
IDEA Public Schools	53
CHILDREN'S HOSPITAL MEDICAL CENTER	49
Edu Healthcare	48
Lakota Local Schools	48
HERC	46
Central State University	45
Ohio University	42
Cincinnati Public Schools	40
Akron Public Schools	40
Ymca	40
EMIT Learning	39
Stark State College	39
Central Ohio Technical College	38

Top Occupations with the Most Job Ads

Occupation	Ads
Health Specialties Teachers, Postsecondary	1,317
Preschool Teachers, Except Special Education	547
Teaching Assts., Preschool, Elem., Mid., & Secondary SCH., Except Special Ed.	545
Secondary School Teachers, Except Special and Career/Technical Education	527
Elementary School Teachers, Except Special Education	431
Middle School Teachers, Except Special and Career/Technical Education	342
Special Education Teachers, Secondary School	319
Teaching Assistants, Special Education	228
Special Education Teachers, All Other	215
Education Administrators, Kindergarten through Secondary	210
Career/Technical Education Teachers, Postsecondary	201
Self-Enrichment Teachers	175
Instructional Coordinators	163
Education Administrators, Postsecondary	134
Special Education Teachers, Elementary School	133
Teaching Assistants, All Other	130
Nursing Instructors and Teachers, Postsecondary	120
Substitute Teachers, Short-Term	118
Tutors	109
Engineering Teachers, Postsecondary	93
Exercise Trainers and Group Fitness Instructors	90
Special Education Teachers, Middle School	88
Teachers and Instructors, All Other	74
Athletic Trainers	73
Art, Drama, and Music Teachers, Postsecondary	65
Career/Technical Education Teachers, Secondary School	64
Business Teachers, Postsecondary	60
Career/Technical Education Teachers, Middle School	43
Psychology Teachers, Postsecondary	41
Teaching Assistants, Postsecondary	39

EDITOR'S NOTE: This report is based on data provided by TalentNeuron, a global research and advisory company. Through this partnership, new data sources and improved methodologies are available to better understand occupational demand over time. This reflects a change from the methodology used to produce these reports prior to October 2023.

This information is a snapshot in time and may not represent long-term trends. Any of this data, including historical reports, may vary slightly over time, as minor revisions are continually made to this live database. Some ads may appear in two or more occupation codes and may be counted more than once. This information should be used in conjunction with local labor market information to analyze current occupational demand.

This data has not been seasonally adjusted. Sometimes seasonal adjustment is used to remove fluctuations in unemployment and labor force trends that normally occur with changes in the season. Seasonal variation in employment occurs for natural and institutional reasons, including reduced employment involving outdoor activities during winter, changes in labor force and unemployment levels with opening and closing of schools, and layoffs during the automobile model changeover period. Seasonal variations can also affect the number of online job ads, so over the year it will affect the data in this report.

*There has been a significant increase in the number of ads that have no assigned salary requirements during this reporting period.



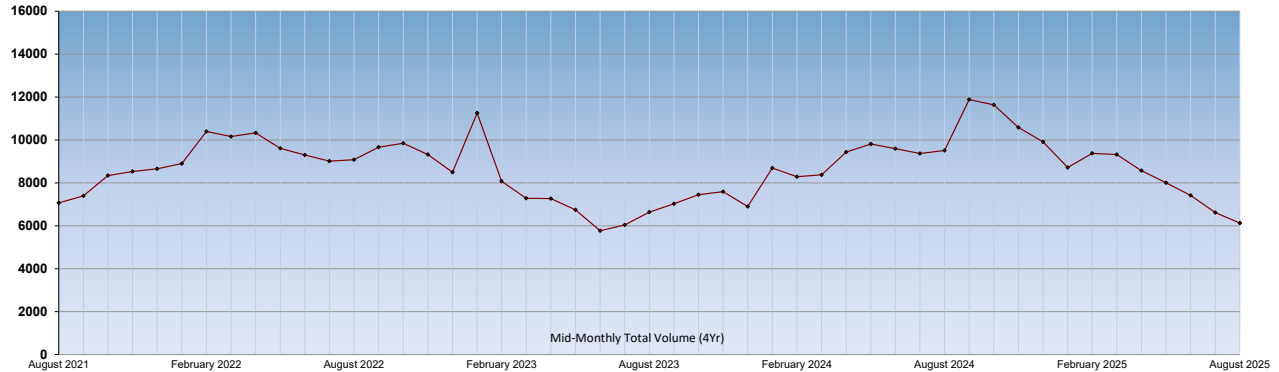
Online Job Postings

Engineering/Quality Assurance Job Function

August 2025

OhioMeansJobs.com

A total of 6,126 job openings were posted online from July 14, 2025, through August 13, 2025, for the engineering/quality assurance job function. The graph below shows historical trends for ads posted over the last several years.



Salary for Job Ads*

Salary Range	Ads
Entry Level Jobs (less than \$30K)	0.0%
Middle Income Jobs (\$30K-\$49K)	0.8%
Upper Middle Income Jobs (\$50K-\$79K)	17.5%
High Income Jobs (\$80K-\$99K)	24.0%
Six Figure Jobs (\$100K+)	57.7%

Education for Job Ads

Education Range	Ads
GED/High School	4.0%
Associate Level	7.9%
Bachelor's Degree	86.4%
Master's Degree	1.4%
Doctoral Degree	0.4%

Top Certifications for Job Ads

Certifications	Ads
Professional Engineer License	707
Driver's License	609
Security clearance	463
Secret security clearance	343
Accreditation Board for Engineering and Technology	292
National Electrical Code	254
National Fire Protection Association Standards	246
Engineer-In-Training	222
Occupational Safety & Health Administration Certification	214
Project Management Professional	206

Top Skills for Job Ads

Skills	Ads
Project management	1,712
Scheduling	1,554
Operations	1,402
Microsoft Office	1,230
Continuous improvement	1,152
Electrical engineering	1,101
AutoCAD	1,052
Mechanical engineering	962
Automation	797
Hardware	735

Top Employers with the Most Job Ads

Employer	Ads
GE Aerospace	243
Lincoln Electric Company	163
Honda Motor Company	92
Vertiv Inc	89
Modern Technology Solutions, Inc.	75
Rockwell Automation	66
ARCADIS	65
GAI Consultants, Inc.	64
First Solar	63
Stantec	54
Jacobs	53
HDR, Inc.	46
SSOE Group	45
Woolpert	42
American Electric Power	42
Hill	42
Amazon	41
Burns & McDonnell	41
American Structurepoint, Inc.	41
Honeywell	40
Northrop Grumman	36
Huntington Ingalls Industries	35
Sierra Nevada Corporation	34
AECOM	33
Precision Castparts Corp.	33
Fishbeck, Thompson, Carr & Huber, Inc.	32
FirstEnergy	31
CTL Engineering, Inc.	31
ECS MIDWEST LLC	31
Duke Energy Corporation	31

Top Occupations with the Most Job Ads

Occupation	Ads
Civil Engineers	935
Industrial Engineers	922
Mechanical Engineers	628
Architectural and Engineering Managers	627
Electrical Engineers	508
Electrical and Electronic Engineering Technologists and Technicians	272
Engineering Technologists and Technicians, Except Drafters, All Other	246
Aerospace Engineers	245
Engineers, All Other	234
Computer Occupations, All Other	228
Materials Engineers	149
Marine Engineers and Naval Architects	130
Mechanical Engineering Technologists and Technicians	127
Industrial Engineering Technologists and Technicians	110
Health and Safety Engineers, Except Mining Safety Engineers and Inspectors	97
Civil Engineering Technologists and Technicians	92
Environmental Engineers	90
Electro-Mechanical and Mechatronics Technologists and Technicians	87
Electronics Engineers, Except Computer	63
Agricultural Engineers	56
Chemical Engineers	56
Environmental Engineering Technologists and Technicians	40
Mechanical Drafters	34
Nuclear Engineers	28
Bioengineers and Biomedical Engineers	23
Commercial and Industrial Designers	19
Calibration Technologists and Technicians	17
Electrical and Electronics Drafters	12
Ship Engineers	12
Mining and Geological Engineers, Including Mining Safety Engineers	11

EDITOR'S NOTE: This report is based on data provided by TalentNeuron, a global research and advisory company. Through this partnership, new data sources and improved methodologies are available to better understand occupational demand over time. This reflects a change from the methodology used to produce these reports prior to October 2023.

This information is a snapshot in time and may not represent long-term trends. Any of this data, including historical reports, may vary slightly over time, as minor revisions are continually made to this live database. Some ads may appear in two or more occupation codes and may be counted more than once. This information should be used in conjunction with local labor market information to analyze current occupational demand.

This data has not been seasonally adjusted. Sometimes seasonal adjustment is used to remove fluctuations in unemployment and labor force trends that normally occur with changes in the season. Seasonal variation in employment occurs for natural and institutional reasons, including reduced employment involving outdoor activities during winter, changes in labor force and unemployment levels with opening and closing of schools, and layoffs during the automobile model changeover period. Seasonal variations can also affect the number of online job ads, so over the year it will affect the data in this report.

*There has been a significant increase in the number of ads that have no assigned salary requirements during this reporting period.

[illegible]

EDITOR'S NOTE: This report is based on data provided by TalentNeuron, a global research and advisory company. Through this partnership, new data sources and improved methodologies are available to better understand occupational demand over time. This reflects a change from the methodology used to produce these reports prior to October 2023.

This information is a snapshot in time and may not represent long-term trends. Any of this data, including historical reports, may vary slightly over time, as minor revisions are continually made to this live database. Some ads may appear in two or more occupation codes and may be counted more than once. This information should be used in conjunction with local labor market information to analyze current occupational demand.

This data has not been seasonally adjusted. Sometimes seasonal adjustment is used to remove fluctuations in unemployment and labor force trends that normally occur with changes in the season. Seasonal variation in employment occurs for natural and institutional reasons, including reduced employment involving outdoor activities during winter, changes in labor force and unemployment levels with opening and closing of schools, and layoffs during the automobile model changeover period. Seasonal variations can also affect the number of online job ads, so over the year it will affect the data in this report.

*There has been a significant increase in the number of ads that have no assigned salary requirements during this reporting period.



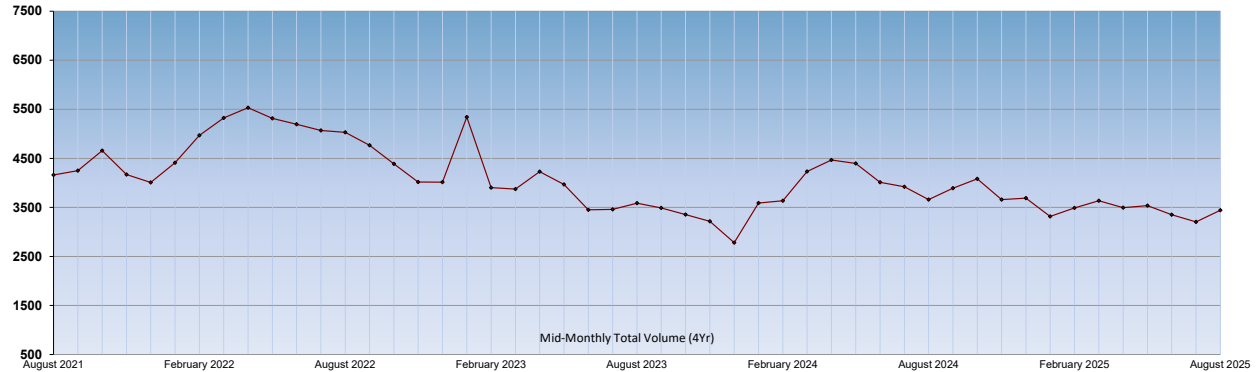
Online Job Postings

Facilities/Construction Job Function

August 2025

OhioMeansJobs.com

A total of 3,442 job openings were posted online from July 14, 2025, through August 13, 2025, for the facilities/construction job function. The graph below shows historical trends for ads posted over the last several years.



Salary for Job Ads*

Salary Range	Ads
Entry Level Jobs (less than \$30K)	0.8%
Middle Income Jobs (\$30K-\$49K)	21.5%
Upper Middle Income Jobs (\$50K-\$79K)	40.9%
High Income Jobs (\$80K-\$99K)	13.3%
Six Figure Jobs (\$100K+)	23.5%

Education for Job Ads

Education Range	Ads
GED/High School	60.0%
Associate Level	5.8%
Bachelor's Degree	33.7%
Master's Degree	0.0%
Doctoral Degree	0.4%

Top Certifications for Job Ads

Certifications	Ads
Driver's License	1,063
Occupational Safety & Health Administration Certification	518
Commercial Driver's License	158
First Aid certification	86
American Concrete Institute	73
Class A Commercial Drivers License	65
National Electrical Code	63
Project Management Professional	62
NICET Certification	56
OSHA Certification 10	50

Top Skills for Job Ads

Skills	Ads
Scheduling	1,123
Project management	769
Operations	763
Supervision	637
Construction management	579
Construction projects	487
Microsoft Office	483
Customer service	375
Quality control	368
Power tools	361

Top Employers with the Most Job Ads

Employer	Ads
Pepper Construction Company of Ohio	214
Turner Construction Company	81
Rentokil Initial	48
Pennline Tree Service	46
KOKOSING	41
Cargill	34
Davey Tree Expert Company	32
JLL	31
Summit Skilled Solutions	30
MasTec, Inc.	29
Pepper Construction Group, LLC	28
CTL Engineering, Inc.	28
JB Roofing A Tecta America Company	27
Gilbane Building Company	25
Interstates	24
National Church Residences	23
CK Construction Group	23
Oldcastle	22
Corna Kokosing Construction Company	22
CBRE	21
Centimark	20
ECS MIDWEST LLC	20
Ecolab	19
CRH	19
The Ruhlin Company	18
ODOT	17
STV Incorporated	17
ASPLUNDH TREE EXPERT CO	15
Spectrum	15
Tremco	14

Top Occupations with the Most Job Ads

Occupation	Ads
Construction Managers	887
Electricians	356
First-Line Supervisors of Construction Trades and Extraction Workers	332
Construction Laborers	309
Property, Real Estate, and Community Association Managers	224
Landscaping and Groundskeeping Workers	196
Construction and Building Inspectors	175
Carpenters	120
Plumbers, Pipefitters, and Steamfitters	96
Pest Control Workers	93
Tree Trimmers and Pruners	82
Sheet Metal Workers	52
Operating Engineers and Other Construction Equipment Operators	49
Architects, Except Landscape and Naval	44
Surveyors	44
Architectural and Civil Drafters	43
Roofers	42
Surveying and Mapping Technicians	38
Highway Maintenance Workers	26
Painters, Construction and Maintenance	25
1st-Line Supervisors of Landscaping, Lawn Svc, & Groundskeeping Wrkrs	20
Structural Iron and Steel Workers	20
Terrazzo Workers and Finishers	17
Cement Masons and Concrete Finishers	14
Millwrights	14
Carpet Installers	12
Solar Photovoltaic Installers	12
Paving, Surfacing, and Tamping Equipment Operators	9
Elevator and Escalator Installers and Repairers	9
Insulation Workers, Floor, Ceiling, and Wall	8

EDITOR'S NOTE: This report is based on data provided by TalentNeuron, a global research and advisory company. Through this partnership, new data sources and improved methodologies are available to better understand occupational demand over time. This reflects a change from the methodology used to produce these reports prior to October 2023.

This information is a snapshot in time and may not represent long-term trends. Any of this data, including historical reports, may vary slightly over time, as minor revisions are continually made to this live database. Some ads may appear in two or more occupation codes and may be counted more than once. This information should be used in conjunction with local labor market information to analyze current occupational demand.

This data has not been seasonally adjusted. Sometimes seasonal adjustment is used to remove fluctuations in unemployment and labor force trends that normally occur with changes in the season. Seasonal variation in employment occurs for natural and institutional reasons, including reduced employment involving outdoor activities during winter, changes in labor force and unemployment levels with opening and closing of schools, and layoffs during the automobile model changeover period. Seasonal variations can also affect the number of online job ads, so over the year it will affect the data in this report.

*There has been a significant increase in the number of ads that have no assigned salary requirements during this reporting period.



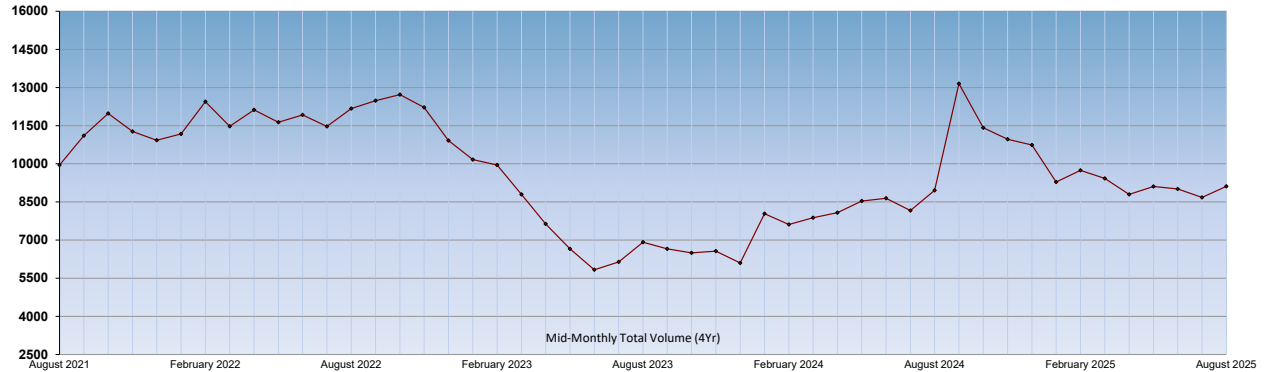
Online Job Postings

Finance/Accounting Job Function

August 2025

OhioMeansJobs.com

A total of 9,113 job openings were posted online from July 14, 2025, through August 13, 2025, for the finance/accounting job function. The graph below shows historical trends for ads posted over the last several years.



Salary for Job Ads*

Salary Range	Ads
Entry Level Jobs (less than \$30K)	0.1%
Middle Income Jobs (\$30K-\$49K)	4.2%
Upper Middle Income Jobs (\$50K-\$79K)	25.7%
High Income Jobs (\$80K-\$99K)	32.9%
Six Figure Jobs (\$100K+)	37.1%

Education for Job Ads

Education Range	Ads
GED/High School	9.7%
Associate Level	1.9%
Bachelor's Degree	87.0%
Master's Degree	1.2%
Doctoral Degree	0.2%

Top Certifications for Job Ads

Certifications	Ads
Certified Public Accountant	1,777
Nationwide Mortgage Licensing System	512
Driver's License	451
Financial Industry Regulatory Authority	309
FINRA Series 7	283
Enrolled agent license	265
Certified Corporate FP&A Professional	216
Certified Information Systems Auditor	204
State insurance license	201
Certified Financial Planner	180

Top Skills for Job Ads

Skills	Ads
Accounting	3,452
Finance	2,962
Customer service	2,523
Operations	2,342
Microsoft Excel	1,667
Banking	1,636
Microsoft Office	1,615
Client relationships	1,510
Risk management	1,445
Project management	1,168

Top Employers with the Most Job Ads

Employer	Ads
KeyBank	567
Ernst & Young	317
Intuit Inc.	302
PNC Financial Services	256
Huntington National Bank	223
JPMorgan Chase & Co.	219
Fifth Third Bank	209
H&R Block	206
KPMG	186
AutoZone, Inc	172
Cedar Point	168
Walmart	126
WesBanco Bank, Inc.	122
Nationwide	99
First Financial Bank	85
Plante & Moran, PLLC	84
Elevance Health	81
BDO	76
U.S. Bank	76
Crowe Horwath LLP	71
Deloitte	71
Farmers Insurance Group	69
CBIZ Inc.	60
CareSource	53
northwest bank	50
Bank Of America	47
Sherwin-Williams	46
State of Ohio	45
Lensa	45
RSM US LLP	44

Top Occupations with the Most Job Ads

Occupation	Ads
Accountants and Auditors	2,436
Management Analysts	1,274
Securities, Commodities, and Financial Services Sales Agents	1,186
Financial Managers	825
Financial and Investment Analysts	575
Compliance Officers	392
Claims Adjusters, Examiners, and Investigators	381
Loan Officers	288
Insurance Underwriters	231
Insurance Appraisers, Auto Damage	202
Financial Specialists, All Other	201
Cost Estimators	188
Personal Financial Advisors	173
Financial Risk Specialists	144
Actuaries	143
Credit Analysts	130
Appraisers and Assessors of Real Estate	118
Tax Preparers	84
Loan Interviewers and Clerks	41
Financial Examiners	32
Budget Analysts	26
Insurance Claims and Policy Processing Clerks	17
Financial Clerks, All Other	10
Credit Counselors	9
Tax Examiners and Collectors, and Revenue Agents	5
Appraisers of Personal and Business Property	2

EDITOR'S NOTE: This report is based on data provided by TalentNeuron, a global research and advisory company. Through this partnership, new data sources and improved methodologies are available to better understand occupational demand over time. This reflects a change from the methodology used to produce these reports prior to October 2023.

This information is a snapshot in time and may not represent long-term trends. Any of this data, including historical reports, may vary slightly over time, as minor revisions are continually made to this live database. Some ads may appear in two or more occupation codes and may be counted more than once. This information should be used in conjunction with local labor market information to analyze current occupational demand.

This data has not been seasonally adjusted. Sometimes seasonal adjustment is used to remove fluctuations in unemployment and labor force trends that normally occur with changes in the season. Seasonal variation in employment occurs for natural and institutional reasons, including reduced employment involving outdoor activities during winter, changes in labor force and unemployment levels with opening and closing of schools, and layoffs during the automobile model changeover period. Seasonal variations can also affect the number of online job ads, so over the year it will affect the data in this report.

*There has been a significant increase in the number of ads that have no assigned salary requirements during this reporting period.



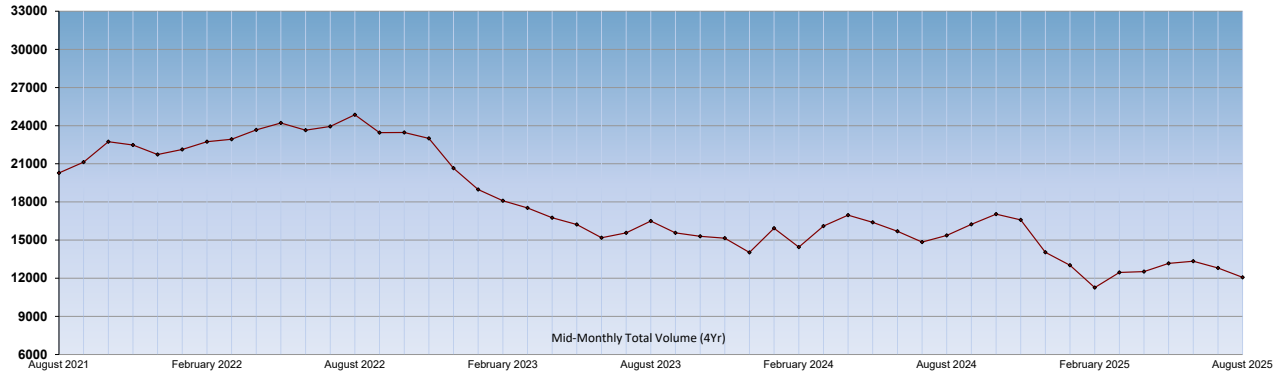
Online Job Postings

Hospitality/Services Job Function

August 2025

OhioMeansJobs.com

A total of 12,072 job openings were posted online from July 14, 2025, through August 13, 2025, for the hospitality/services job function. The graph below shows historical trends for ads posted over the last several years.



Salary for Job Ads*

Salary Range	Ads
Entry Level Jobs (less than \$30K)	26.5%
Middle Income Jobs (\$30K-\$49K)	54.4%
Upper Middle Income Jobs (\$50K-\$79K)	17.5%
High Income Jobs (\$80K-\$99K)	1.5%
Six Figure Jobs (\$100K+)	0.2%

Education for Job Ads

Education Range	Ads
GED/High School	88.7%
Associate Level	6.0%
Bachelor's Degree	5.0%
Master's Degree	0.3%
Doctoral Degree	0.0%

Top Certifications for Job Ads

Certifications	Ads
Driver's License	524
Occupational Safety & Health Administration Certification	388
Esthetician and Cosmetology License	318
Barber License	200
Food Safety Certification	155
ServSafe Certification	90
First Aid certification	90
HAZMAT	55
National Registry of Food Safety Professionals	50
National Environmental Health Association	50

Top Skills for Job Ads

Skills	Ads
Customer service	3,451
Cooking	2,844
Food safety	2,069
Scheduling	1,966
Operations	1,963
Guest service experience	1,743
Supervision	1,664
Food preparation	1,477
Mathematics	1,281
Guest relations	1,176

Top Employers with the Most Job Ads

Employer	Ads
Bob Evans Farms	1,254
Texas Roadhouse	351
McDonald's Corporation	313
PANDA RESTAURANT GROUP	311
AVI Foodsystems	267
Compass Group	256
Chipotle Mexican Grill	247
Domino's Pizza	230
Aramark Corporation	196
ULTA	189
Pizza Hut	173
Kroger	161
Trilogy Management Services Ltd.	144
Pilot Travel Centers / Pilot Flying J	141
SPORT CLIPS	136
Starbucks	133
Trilogy Health Services	130
Penn Entertainment	105
Petco	105
Healthcare Services Group	101
DineEquity	99
Love's Travel Stops	96
Chuck E. Cheese	92
First Watch Restaurants	90
Sodexo Inc.	86
Regis Corporation	82
Merritt Hospitality, LLC	82
University Hospitals	80
Walmart	79
Supercuts	66

Top Occupations with the Most Job Ads

Occupation	Ads
First-Line Supervisors of Food Preparation and Serving Workers	2,081
Fast Food and Counter Workers	1,660
Janitors and Cleaners, Except Maids and Housekeeping Cleaners	1,052
Food Preparation Workers	940
Waiters and Waitresses	891
Cooks, Restaurant	724
Maids and Housekeeping Cleaners	680
Hairdressers, Hairstylists, and Cosmetologists	473
Food Service Managers	471
Cooks, Institution and Cafeteria	467
Dishwashers	452
Hotel, Motel, and Resort Desk Clerks	229
Dining Room and Cafeteria Attendants and Bartender Helpers	217
Hosts and Hostesses, Restaurant, Lounge, and Coffee Shop	171
Animal Caretakers	169
First-Line Supervisors of Housekeeping and Janitorial Workers	158
First-Line Supervisors of Personal Service Workers	134
Bartenders	130
Chefs and Head Cooks	127
Childcare Workers	103
Recreation Workers	103
Meeting, Convention, and Event Planners	101
Food Servers, Nonrestaurant	44
Residential Advisors	42
Ushers, Lobby Attendants, and Ticket Takers	41
Baggage Porters and Bellhops	39
Skincare Specialists	36
Concierges	35
Amusement and Recreation Attendants	31
Taxi Drivers	31

EDITOR'S NOTE: This report is based on data provided by TalentNeuron, a global research and advisory company. Through this partnership, new data sources and improved methodologies are available to better understand occupational demand over time. This reflects a change from the methodology used to produce these reports prior to October 2023.

This information is a snapshot in time and may not represent long-term trends. Any of this data, including historical reports, may vary slightly over time, as minor revisions are continually made to this live database. Some ads may appear in two or more occupation codes and may be counted more than once. This information should be used in conjunction with local labor market information to analyze current occupational demand.

This data has not been seasonally adjusted. Sometimes seasonal adjustment is used to remove fluctuations in unemployment and labor force trends that normally occur with changes in the season. Seasonal variation in employment occurs for natural and institutional reasons, including reduced employment involving outdoor activities during winter, changes in labor force and unemployment levels with opening and closing of schools, and layoffs during the automobile model changeover period. Seasonal variations can also affect the number of online job ads, so over the year it will affect the data in this report.

*There has been a significant increase in the number of ads that have no assigned salary requirements during this reporting period.



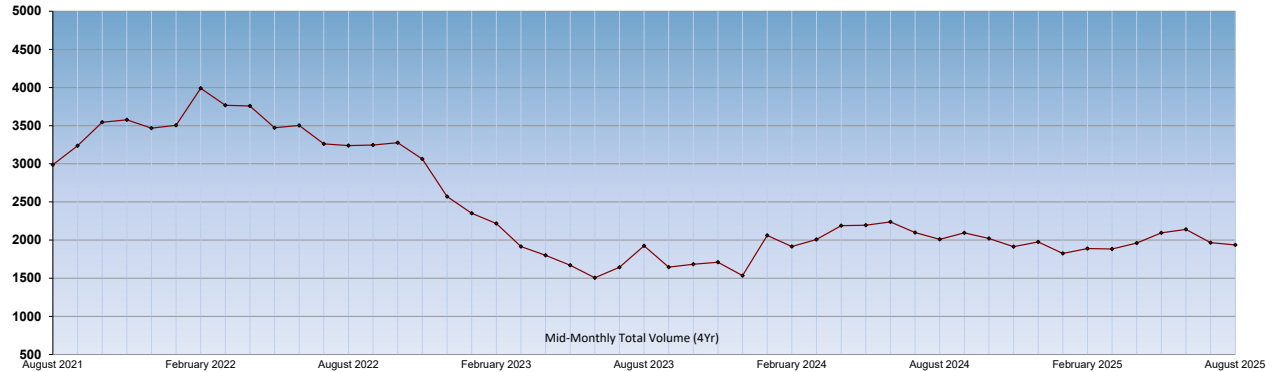
Online Job Postings

Human Resources Job Function

August 2025

OhioMeansJobs.com

A total of 1,937 job openings were posted online from July 14, 2025, through August 13, 2025, for the human resources job function. The graph below shows historical trends for ads posted over the last several years.



Salary for Job Ads*

Salary Range	Ads
Entry Level Jobs (less than \$30K)	0.1%
Middle Income Jobs (\$30K-\$49K)	8.0%
Upper Middle Income Jobs (\$50K-\$79K)	38.0%
High Income Jobs (\$80K-\$99K)	23.5%
Six Figure Jobs (\$100K+)	30.4%

Education for Job Ads

Education Range	Ads
GED/High School	8.7%
Associate Level	6.5%
Bachelor's Degree	83.7%
Master's Degree	1.1%
Doctoral Degree	0.1%

Top Certifications for Job Ads

Certifications	Ads
Society for Human Resource Management Certified Professional	107
Driver's License	89
Occupational Safety & Health Administration Certification	57
Society for Human Resource Management Senior Certified Profession	55
Professional in Human Resources	55
Security clearance	35
Secret security clearance	27
Certified Compensation Professional	23
Certified Payroll Professional	23
First Aid certification	20

Top Skills for Job Ads

Skills	Ads
Human resources	652
Microsoft Office	555
Operations	549
Employee Relations	468
Onboarding	422
Microsoft Excel	392
Recruiting	387
Best practices	375
Customer service	362
Microsoft Word	357

Top Employers with the Most Job Ads

Employer	Ads
Zachrich Trucking, Inc.	72
Walmart	36
CBIZ Inc.	27
Lensa	23
KPMG	21
Flightsafety	21
Uline	20
TOTAL QUALITY LOGISTICS	19
KeyBank	18
Sherwin-Williams	18
STERIS	18
The Buckle Brand	16
CBIZ Operations, Inc.	15
Defense Logistics Agency	13
Army	12
Farmers Insurance Group	11
PNC Financial Services	11
Vertiv Inc	10
University of Cincinnati	10
McKesson	10
Crowe Horwath LLP	10
Ohio State University Wexner Medical Center	9
Parker Hannifin Corp	9
CareSource	9
The Buckle	9
Turner Construction Company	8
American Red Cross	8
Rockwell Automation	8
Abercrombie & Fitch	8
Cleveland State University	8

Top Occupations with the Most Job Ads

Occupation	Ads
Human Resources Specialists	499
Training and Development Specialists	465
Human Resources Managers	457
Compensation, Benefits, and Job Analysis Specialists	210
Payroll and Timekeeping Clerks	128
Human Resources Assistants, Except Payroll and Timekeeping	94
Training and Development Managers	35
Compensation and Benefits Managers	24
Compliance Officers	20
Labor Relations Specialists	5

EDITOR'S NOTE: This report is based on data provided by TalentNeuron, a global research and advisory company. Through this partnership, new data sources and improved methodologies are available to better understand occupational demand over time. This reflects a change from the methodology used to produce these reports prior to October 2023.

This information is a snapshot in time and may not represent long-term trends. Any of this data, including historical reports, may vary slightly over time, as minor revisions are continually made to this live database. Some ads may appear in two or more occupation codes and may be counted more than once. This information should be used in conjunction with local labor market information to analyze current occupational demand.

This data has not been seasonally adjusted. Sometimes seasonal adjustment is used to remove fluctuations in unemployment and labor force trends that normally occur with changes in the season. Seasonal variation in employment occurs for natural and institutional reasons, including reduced employment involving outdoor activities during winter, changes in labor force and unemployment levels with opening and closing of schools, and layoffs during the automobile model changeover period. Seasonal variations can also affect the number of online job ads, so over the year it will affect the data in this report.

*There has been a significant increase in the number of ads that have no assigned salary requirements during this reporting period.



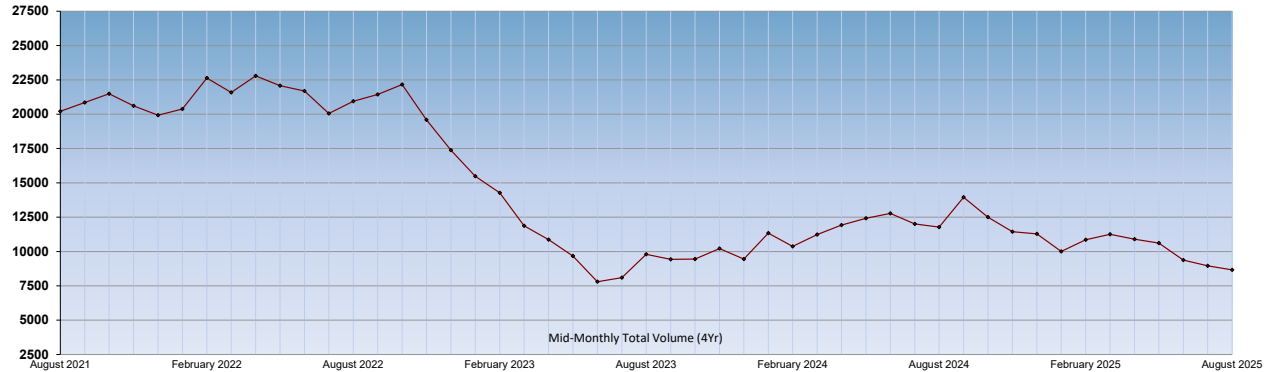
Online Job Postings

Information Technology Job Function

August 2025

OhioMeansJobs.com

A total of 8,665 job openings were posted online from July 14, 2025, through August 13, 2025, for the information technology job function. The graph below shows historical trends for ads posted over the last several years.



Salary for Job Ads*

Salary Range	Ads
Entry Level Jobs (less than \$30K)	0.1%
Middle Income Jobs (\$30K-\$49K)	2.3%
Upper Middle Income Jobs (\$50K-\$79K)	6.1%
High Income Jobs (\$80K-\$99K)	15.3%
Six Figure Jobs (\$100K+)	76.1%

Education for Job Ads

Education Range	Ads
GED/High School	2.4%
Associate Level	4.5%
Bachelor's Degree	91.5%
Master's Degree	1.3%
Doctoral Degree	0.3%

Top Certifications for Job Ads

Certifications	Ads
Secret security clearance	854
Security clearance	810
Top Secret Sensitive Compartmented Information	557
Certified Information Systems Security Professional	457
SCI clearance	321
Top secret security clearance	297
Certified Information Security Manager	207
Driver's License	172
CompTIA Security+	167
Project Management Professional	145

Top Skills for Job Ads

Skills	Ads
Best practices	2,493
Databases	2,213
Automation	2,176
SQL	2,036
Operations	1,989
Software development	1,931
Python	1,801
Frameworks	1,656
Microsoft Azure	1,584
Servers	1,550

Top Employers with the Most Job Ads

Employer	Ads
Modern Technology Solutions, Inc.	215
Ernst & Young	209
PNC Financial Services	178
KPMG	175
ATechStar	171
KeyBank	140
Booz Allen Hamilton	120
JPMorgan Chase & Co.	114
Sherwin-Williams	114
Rockwell Automation	86
Oracle	72
Huntington Ingalls Industries	71
Deloitte	69
Huntington National Bank	69
Hill	66
Radiance Technologies	65
CareSource	64
Northrop Grumman	61
Lensa	60
McKesson	58
NESTOR TECHNOLOGIES	57
Western Alliance Bank	53
Javen Technologies, Inc	49
Farmers Insurance Group	47
GE Aerospace	41
ASGN	40
TOTAL QUALITY LOGISTICS	40
Ohio State University Wexner Medical Center	40
Worldpay Inc.	40
RulesIQ LLC	38

Top Occupations with the Most Job Ads

Occupation	Ads
Software Developers	2,188
Computer Occupations, All Other	1,331
Information Security Analysts	837
Network and Computer Systems Administrators	775
Computer Network Architects	602
Database Architects	507
Computer Systems Analysts	437
Computer User Support Specialists	418
Computer and Information Systems Managers	385
Software Quality Assurance Analysts and Testers	320
Web Developers	287
Data Scientists	270
Computer Network Support Specialists	94
Web and Digital Interface Designers	76
Database Administrators	75
Market Research Analysts and Marketing Specialists	32
Computer Programmers	31

EDITOR'S NOTE: This report is based on data provided by TalentNeuron, a global research and advisory company. Through this partnership, new data sources and improved methodologies are available to better understand occupational demand over time. This reflects a change from the methodology used to produce these reports prior to October 2023.

This information is a snapshot in time and may not represent long-term trends. Any of this data, including historical reports, may vary slightly over time, as minor revisions are continually made to this live database. Some ads may appear in two or more occupation codes and may be counted more than once. This information should be used in conjunction with local labor market information to analyze current occupational demand.

This data has not been seasonally adjusted. Sometimes seasonal adjustment is used to remove fluctuations in unemployment and labor force trends that normally occur with changes in the season. Seasonal variation in employment occurs for natural and institutional reasons, including reduced employment involving outdoor activities during winter, changes in labor force and unemployment levels with opening and closing of schools, and layoffs during the automobile model changeover period. Seasonal variations can also affect the number of online job ads, so over the year it will affect the data in this report.

*There has been a significant increase in the number of ads that have no assigned salary requirements during this reporting period.

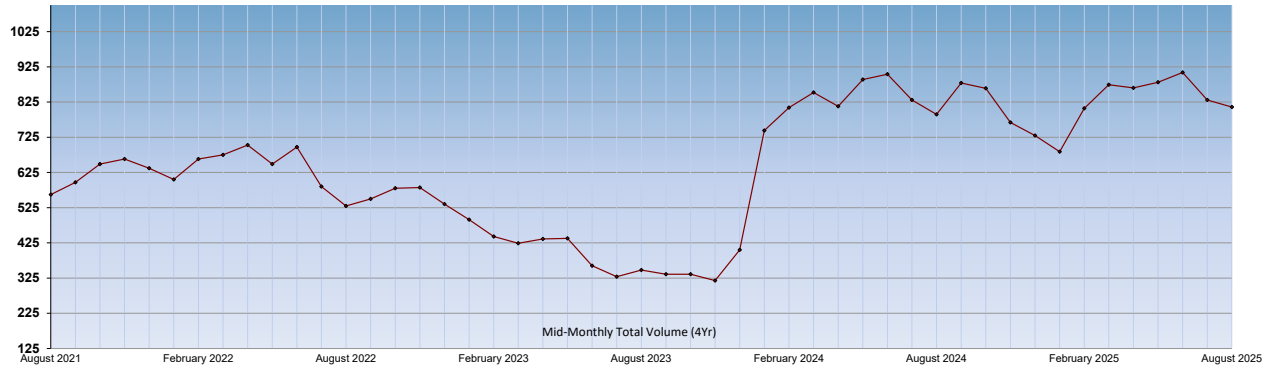
Online Job Postings

Legal Job Function

August 2025

OhioMeansJobs.com

A total of 811 job openings were posted online from July 14, 2025, through August 13, 2025, for the legal job function. The graph below shows historical trends for ads posted over the last several years.



Salary for Job Ads*	
Salary Range	Ads
Entry Level Jobs (less than \$30K)	0.0%
Middle Income Jobs (\$30K-\$49K)	2.2%
Upper Middle Income Jobs (\$50K-\$79K)	15.2%
High Income Jobs (\$80K-\$99K)	17.6%
Six Figure Jobs (\$100K+)	65.0%

Education for Job Ads	
Education Range	Ads
GED/High School	7.3%
Associate Level	5.2%
Bachelor's Degree	13.1%
Master's Degree	2.1%
Doctoral Degree	72.4%

Certifications	Ads
Driver's License	19
American Bar Association	14
Secret security clearance	7
Top secret security clearance	6
Occupational Safety & Health Administration Certification	5
SCI clearance	5
Security clearance	5
Accredited Estate Planner	4
First Aid certification	3
Advanced Paralegal Certification	2

Skills	Ads
Counseling	310
Microsoft Office	107
Customer service	105
Operations	97
Advocacy	92
Legal Services	91
Supervision	85
Filing	81
Time management	80
Case management	75

Top Employers with the Most Job Ads	
Employer	Ads
First American Financial Corporation	35
State of Ohio	29
State of Ohio, ATTORNEY GENERAL	20
Lewis Brisbois Bisgaard & Smith LLP	19
GEICO Inc.	18
Baker & Hostetler LLP	15
Dinsmore & Shohl LLP	13
Ub Greensfelder Llp	13
Pierson Ferdinand LLP	12
Taft Stettinius & Hollister LLP	11
Gordon & Rees Scully Mansukhani LLP	10
Thompson Hine LLP	9
Advocates for Basic Legal Equality, Inc. .(ABLE)	8
Littler Mendelson, P.C.	8
Bricker Graydon LLP	8
FirstEnergy	8
The Lisinski Law Firm	8
Exec. Office for U.S. Attorneys & the Office of the U.S. Attorneys	8
JPMorgan Chase & Co.	7
Calfee, Halter & Griswold LLP	6
Buckingham, Doolittle & Burroughs, LLP	6
Marshall, Dennehey, Warner, Coleman & Goggin	6
Husch Blackwell LLP	6
KPMG	5
Northwest Title Company	5
State of Ohio, Public Defender Commission	5
LEGAL AID OF WESTERN OHIO	5
Cinven	5
Squire Patton Boggs	5
Frost Brown Todd LLC	4

[illegible]

EDITOR'S NOTE: This report is based on data provided by TalentNeuron, a global research and advisory company. Through this partnership, new data sources and improved methodologies are available to better understand occupational demand over time. This reflects a change from the methodology used to produce these reports prior to October 2023.

This information is a snapshot in time and may not represent long-term trends. Any of this data, including historical reports, may vary slightly over time, as minor revisions are continually made to this live database. Some ads may appear in two or more occupation codes and may be counted more than once. This information should be used in conjunction with local labor market information to analyze current occupational demand.

This data has not been seasonally adjusted. Sometimes seasonal adjustment is used to remove fluctuations in unemployment and labor force trends that normally occur with changes in the season. Seasonal variation in employment occurs for natural and institutional reasons, including reduced employment involving outdoor activities during winter, changes in labor force and unemployment levels with opening and closing of schools, and layoffs during the automobile model changeover period. Seasonal variations can also affect the number of online job ads, so over the year it will affect the data in this report.

*There has been a significant increase in the number of ads that have no assigned salary requirements during this reporting period.



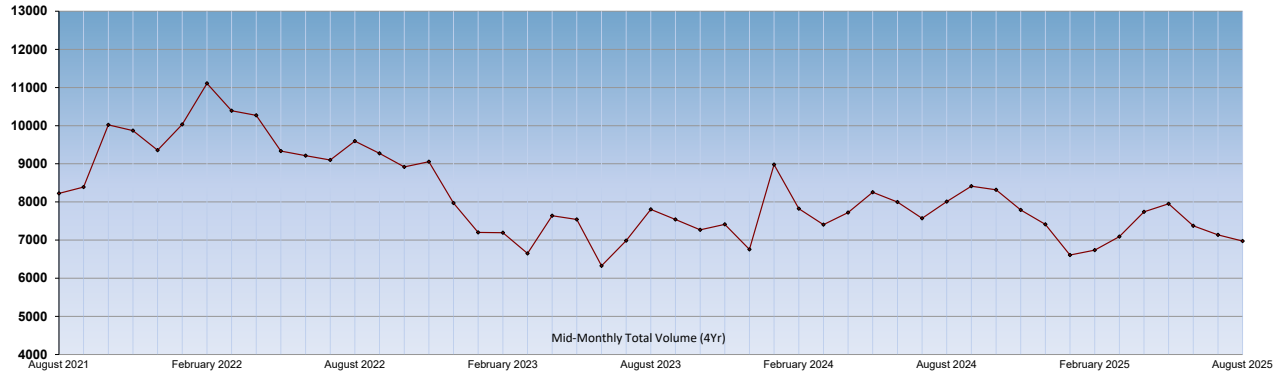
Online Job Postings

Maintenance/Repair Job Function

August 2025

OhioMeansJobs.com

A total of 6,976 job openings were posted online from July 14, 2025, through August 13, 2025, for the maintenance/repair job function. The graph below shows historical trends for ads posted over the last several years.



Salary for Job Ads*

Salary Range	Ads
Entry Level Jobs (less than \$30K)	0.5%
Middle Income Jobs (\$30K-\$49K)	23.9%
Upper Middle Income Jobs (\$50K-\$79K)	61.3%
High Income Jobs (\$80K-\$99K)	12.1%
Six Figure Jobs (\$100K+)	2.3%

Education for Job Ads

Education Range	Ads
GED/High School	65.7%
Associate Level	26.6%
Bachelor's Degree	7.3%
Master's Degree	0.4%
Doctoral Degree	0.0%

Top Certifications for Job Ads

Certifications	Ads
Driver's License	2,415
Occupational Safety & Health Administration Certification	837
Commercial Driver's License	664
Automotive Service Excellence	479
EPA certification	398
Class A Commercial Drivers License	247
HAZMAT	180
DOT Medical card	152
HVAC Certification	129
Security clearance	100

Top Skills for Job Ads

Skills	Ads
Operations	1,460
HVAC	1,285
Customer service	1,101
Hand tools	992
Computer usage (basic)	919
Scheduling	912
Power tools	880
Schematics	817
Pneumatics	793
Mathematics	626

Top Employers with the Most Job Ads

Employer	Ads
Cargill	228
Love's Travel Stops	147
Zachrich Trucking, Inc.	143
Walmart	137
Valvoline	111
Army	95
Uline	76
Monro	64
JLL	62
Sunbelt Rentals	60
MasTec, Inc.	55
CBRE	54
Rumpke	51
Carvana	49
Cushman & Wakefield	48
Tremco	48
Spectrum	47
AIM Transportation Solutions	43
Love's	43
PENSKE	40
Bridgestone	38
DISH Network Corporation	36
Service Experts Inc.	34
ABX AIR	33
Enterprise Rent-A-Car	33
AutoNation	32
National Church Residences	32
Home Depot	30
Ohio State University Wexner Medical Center	29
Caliber Collision Centers	29

Top Occupations with the Most Job Ads

Occupation	Ads
Maintenance and Repair Workers, General	2,385
Bus and Truck Mechanics and Diesel Engine Specialists	725
Automotive Service Technicians and Mechanics	570
First-Line Supervisors of Mechanics, Installers, and Repairers	558
Industrial Machinery Mechanics	463
Electrical and Electronics Repairers, Powerhouse, Substation, and Relay	421
Heating, Air Conditioning, and Refrigeration Mechanics and Installers	258
Telecommunications Equipment Installers & Repairers, Except Line Installers	186
Medical Equipment Repairers	164
Cleaners of Vehicles and Equipment	137
Electrical and Electronics Repairers, Commercial and Industrial Equipment	112
Aircraft Mechanics and Service Technicians	110
Tire Repairers and Changers	106
Automotive Body and Related Repairers	94
Mobile Heavy Equipment Mechanics, Except Engines	89
Security and Fire Alarm Systems Installers	81
Maintenance Workers, Machinery	77
Electric Motor, Power Tool, and Related Repairers	64
Telecommunications Line Installers and Repairers	60
Installation, Maintenance, and Repair Workers, All Other	37
Avionics Technicians	29
Electronic Equipment Installers and Repairers, Motor Vehicles	29
Electrical Power-Line Installers and Repairers	27
Automotive Glass Installers and Repairers	22
Home Appliance Repairers	21
Electrical and Electronics Installers and Repairers, Transportation Equipment	20
Control and Valve Installers and Repairers, Except Mechanical Door	20
Mechanical Door Repairers	19
Computer, Automated Teller, and Office Machine Repairers	16
Rail Car Repairers	11

EDITOR'S NOTE: This report is based on data provided by TalentNeuron, a global research and advisory company. Through this partnership, new data sources and improved methodologies are available to better understand occupational demand over time. This reflects a change from the methodology used to produce these reports prior to October 2023.

This information is a snapshot in time and may not represent long-term trends. Any of this data, including historical reports, may vary slightly over time, as minor revisions are continually made to this live database. Some ads may appear in two or more occupation codes and may be counted more than once. This information should be used in conjunction with local labor market information to analyze current occupational demand.

This data has not been seasonally adjusted. Sometimes seasonal adjustment is used to remove fluctuations in unemployment and labor force trends that normally occur with changes in the season. Seasonal variation in employment occurs for natural and institutional reasons, including reduced employment involving outdoor activities during winter, changes in labor force and unemployment levels with opening and closing of schools, and layoffs during the automobile model changeover period. Seasonal variations can also affect the number of online job ads, so over the year it will affect the data in this report.

*There has been a significant increase in the number of ads that have no assigned salary requirements during this reporting period.



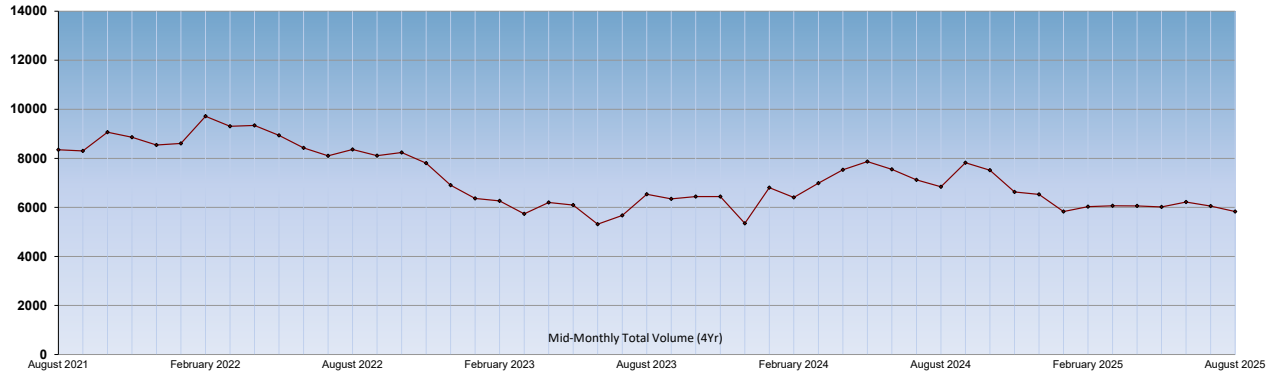
Online Job Postings

Manufacturing/Resources Job Function

August 2025

OhioMeansJobs.com

A total of 5,829 job openings were posted online from July 14, 2025, through August 13, 2025, for the manufacturing/resources job function. The graph below shows historical trends for ads posted over the last several years.



Salary for Job Ads*

Salary Range	Ads
Entry Level Jobs (less than \$30K)	1.5%
Middle Income Jobs (\$30K-\$49K)	49.4%
Upper Middle Income Jobs (\$50K-\$79K)	29.6%
High Income Jobs (\$80K-\$99K)	12.7%
Six Figure Jobs (\$100K+)	6.8%

Education for Job Ads

Education Range	Ads
GED/High School	76.6%
Associate Level	6.2%
Bachelor's Degree	16.0%
Master's Degree	1.1%
Doctoral Degree	0.1%

Top Certifications for Job Ads

Certifications	Ads
Occupational Safety & Health Administration Certification	401
Driver's License	282
HAZMAT	102
Forklift certification	76
First Aid certification	46
Six Sigma certification	42
IPC-A-610 Acceptability of Electronic Assemblies	35
Security clearance	34
American Society of Mechanical Engineers	30
Six Sigma Green Belt	25

Top Skills for Job Ads

Skills	Ads
Operations	2,033
Mathematics	1,202
Continuous improvement	1,029
Scheduling	959
Quality Standards	917
Supervision	894
Computer usage (basic)	793
Forklifts	741
Personal protective equipment	690
Hand tools	561

Top Employers with the Most Job Ads

Employer	Ads
Campbell's Soup Company	229
Department of Labor and Economic Opportunity	73
Peter Cremer North America	67
Sealed Air Corporation	66
Avery Dennison Corporation	56
Lincoln Electric Company	53
Precision Castparts Corp.	51
NCI Group, Inc.	50
GE Aerospace	45
Giant Eagle	41
Rockwell Automation	40
RESILIENCE US INC	40
Parker Hannifin Corp	39
Pole/Zero Acquisition, Inc.	38
Airgas Inc.	37
Oldcastle	37
Ppg Industries	36
Banta Global Turnkey	36
Signet Jewelers	34
Amcor Rigid Packaging	34
Barnes Group	33
Silgan Plastics	31
Texas Roadhouse	31
Cintas	31
WISCONSIN LABEL CORPORATION	30
Armstrong World Industries	30
Milacron	30
Howmet Aerospace	30
Sherwin-Williams	30
STERIS	30

Top Occupations with the Most Job Ads

Occupation	Ads
First-Line Supervisors of Production and Operating Workers	1,197
Packaging and Filling Machine Operators and Tenders	649
Production Workers, All Other	487
Inspectors, Testers, Sorters, Samplers, and Weighers	425
Industrial Production Managers	362
Machinists	298
Helpers--Production Workers	275
Farmworkers and Laborers, Crop, Nursery, and Greenhouse	252
Welders, Cutters, Solderers, and Brazers	190
Computer Numerically Controlled Tool Operators	128
Assemblers and Fabricators, All Other	87
Electrical and Electronic Equipment Assemblers	83
Bakers	78
Mold, Core, & Cast Machine Setters, Operators, & Tenders, Metal & Plastic	78
Agricultural Equipment Operators	73
Printing Press Operators	64
Electromechanical Equipment Assemblers	50
Butchers and Meat Cutters	50
Coating, Painting, and Spraying Machine Setters, Operators, and Tenders	46
Water and Wastewater Treatment Plant and System Operators	42
Food Batchmakers	40
Cutting, Punching, & Press Machine Setters, Operators, & Tenders, Metal & Plastic	37
Jewelers and Precious Stone and Metal Workers	37
Cleaning, Washing, and Metal Pickling Equipment Operators and Tenders	37
Mixing and Blending Machine Setters, Operators, and Tenders	36
Team Assemblers	33
Meat, Poultry, and Fish Cutters and Trimmers	32
Semiconductor Processing Technicians	31
Farmworkers, Farm, Ranch, and Aquacultural Animals	30
Engine and Other Machine Assemblers	28

EDITOR'S NOTE: This report is based on data provided by TalentNeuron, a global research and advisory company. Through this partnership, new data sources and improved methodologies are available to better understand occupational demand over time. This reflects a change from the methodology used to produce these reports prior to October 2023.

This information is a snapshot in time and may not represent long-term trends. Any of this data, including historical reports, may vary slightly over time, as minor revisions are continually made to this live database. Some ads may appear in two or more occupation codes and may be counted more than once. This information should be used in conjunction with local labor market information to analyze current occupational demand.

This data has not been seasonally adjusted. Sometimes seasonal adjustment is used to remove fluctuations in unemployment and labor force trends that normally occur with changes in the season. Seasonal variation in employment occurs for natural and institutional reasons, including reduced employment involving outdoor activities during winter, changes in labor force and unemployment levels with opening and closing of schools, and layoffs during the automobile model changeover period. Seasonal variations can also affect the number of online job ads, so over the year it will affect the data in this report.

*There has been a significant increase in the number of ads that have no assigned salary requirements during this reporting period.

[illegible]

EDITOR'S NOTE: This report is based on data provided by TalentNeuron, a global research and advisory company. Through this partnership, new data sources and improved methodologies are available to better understand occupational demand over time. This reflects a change from the methodology used to produce these reports prior to October 2023.

This information is a snapshot in time and may not represent long-term trends. Any of this data, including historical reports, may vary slightly over time, as minor revisions are continually made to this live database. Some ads may appear in two or more occupation codes and may be counted more than once. This information should be used in conjunction with local labor market information to analyze current occupational demand.

This data has not been seasonally adjusted. Sometimes seasonal adjustment is used to remove fluctuations in unemployment and labor force trends that normally occur with changes in the season. Seasonal variation in employment occurs for natural and institutional reasons, including reduced employment involving outdoor activities during winter, changes in labor force and unemployment levels with opening and closing of schools, and layoffs during the automobile model changeover period. Seasonal variations can also affect the number of online job ads, so over the year it will affect the data in this report.

*There has been a significant increase in the number of ads that have no assigned salary requirements during this reporting period.



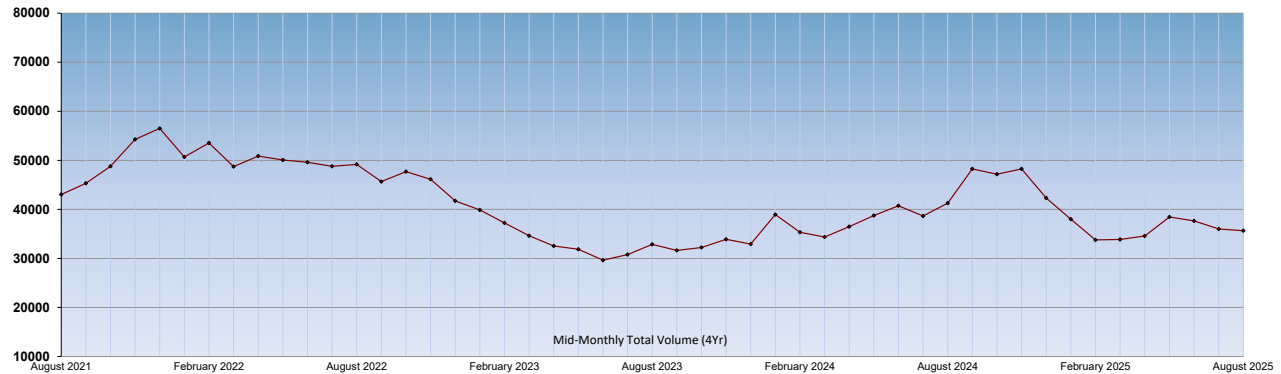
Online Job Postings

Medical/Health Job Function

August 2025

OhioMeansJobs.com

A total of 35,650 job openings were posted online from July 14, 2025, through August 13, 2025, for the medical/health job function. The graph below shows historical trends for ads posted over the last several years.



Salary for Job Ads*

Salary Range	Ads
Entry Level Jobs (less than \$30K)	1.1%
Middle Income Jobs (\$30K-\$49K)	20.3%
Upper Middle Income Jobs (\$50K-\$79K)	24.5%
High Income Jobs (\$80K-\$99K)	17.3%
Six Figure Jobs (\$100K+)	36.8%

Education for Job Ads

Education Range	Ads
GED/High School	17.4%
Associate Level	19.9%
Bachelor's Degree	38.4%
Master's Degree	9.1%
Doctoral Degree	15.2%

Top Certifications for Job Ads

Certifications	Ads
Basic Life Support	7,567
Certified Registered Nurse	7,307
Certification in Cardiopulmonary Resuscitation	4,877
Advanced Cardiac Life Support	2,740
Driver's License	2,453
Licensed Practical Nurse	2,374
Board Certified	2,353
Pediatric Advanced Life Support	1,360
Certified in Long Term Care	1,164
Board Eligible	974

Top Skills for Job Ads

Skills	Ads
Cardiopulmonary resuscitation	4,926
Scheduling	4,703
Care plans	4,674
Customer service	4,473
Supervision	4,166
Electronic medical records	3,982
Operations	3,744
Life support	3,491
Computer usage (basic)	3,080
Life Sciences	2,729

Top Employers with the Most Job Ads

Employer	Ads
University Hospitals	1,920
MERCY HEALTH	1,394
Bon Secours Health System	729
Ohio State University Wexner Medical Center	697
Cleveland Clinic	690
Nationwide Children's Hospital	679
LHC Group	669
CHILDREN'S HOSPITAL MEDICAL CENTER	652
Planet Health	643
Walgreens	522
Vetted Health	495
GHR Healthcare	480
Akron Children's Hospital	466
UC Health	421
CVS Health	392
Magnet Medical	378
Akron Children's	367
Trilogy Management Services Ltd.	358
Vetted	341
Promedica	326
Genie Healthcare	315
Health Advocates Network(HAN)	304
Kettering Health	303
PRIDE Health	281
Trilogy Health Services	275
GLC On-The-Go	268
Ohiohealth	263
Veterans Health Administration	255
Trinity Health	251
University of Toledo	239

Top Occupations with the Most Job Ads

Occupation	Ads
Registered Nurses	9,558
Licensed Practical and Licensed Vocational Nurses	1,591
Nursing Assistants	1,469
Medical Assistants	1,461
Physicians, All Other	1,378
Radiologic Technologists and Technicians	1,217
Pharmacy Technicians	1,199
Medical and Health Services Managers	1,125
Nurse Practitioners	1,007
Pharmacists	874
Medical Secretaries and Administrative Assistants	833
Respiratory Therapists	758
Personal Care Aides	751
Speech-Language Pathologists	681
Physical Therapists	663
Family Medicine Physicians	557
Home Health Aides	531
Occupational Therapists	517
Dental Hygienists	456
Mental Health and Substance Abuse Social Workers	436
Phlebotomists	428
Medical and Clinical Laboratory Technicians	340
Occupational Health and Safety Specialists	313
Medical Records Specialists	305
Magnetic Resonance Imaging Technologists	293
Physician Assistants	277
Cardiovascular Technologists and Technicians	246
Surgical Technologists	243
Psychiatrists	241
Medical and Clinical Laboratory Technologists	235

EDITOR'S NOTE: This report is based on data provided by TalentNeuron, a global research and advisory company. Through this partnership, new data sources and improved methodologies are available to better understand occupational demand over time. This reflects a change from the methodology used to produce these reports prior to October 2023.

This information is a snapshot in time and may not represent long-term trends. Any of this data, including historical reports, may vary slightly over time, as minor revisions are continually made to this live database. Some ads may appear in two or more occupation codes and may be counted more than once. This information should be used in conjunction with local labor market information to analyze current occupational demand.

This data has not been seasonally adjusted. Sometimes seasonal adjustment is used to remove fluctuations in unemployment and labor force trends that normally occur with changes in the season. Seasonal variation in employment occurs for natural and institutional reasons, including reduced employment involving outdoor activities during winter, changes in labor force and unemployment levels with opening and closing of schools, and layoffs during the automobile model changeover period. Seasonal variations can also affect the number of online job ads, so over the year it will affect the data in this report.

*There has been a significant increase in the number of ads that have no assigned salary requirements during this reporting period.



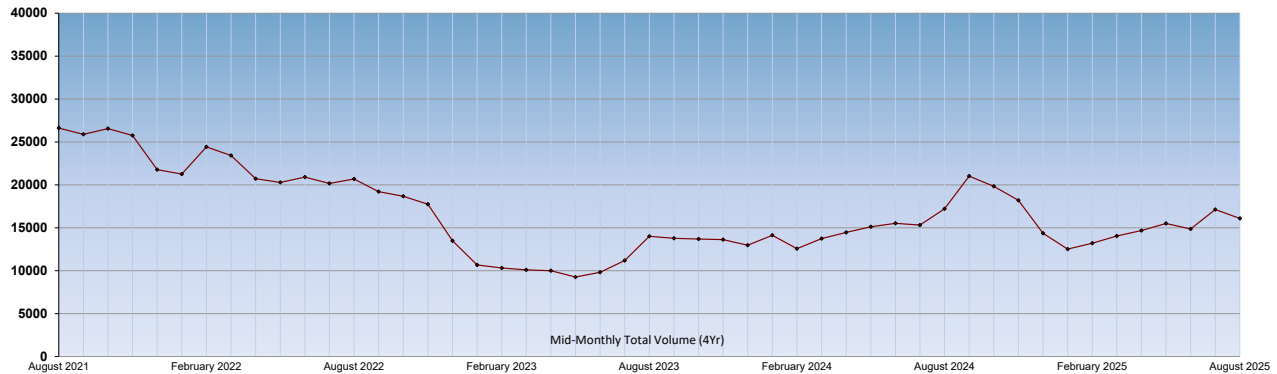
Online Job Postings

Operations/Logistics Job Function

August 2025

OhioMeansJobs.com

A total of 16,085 job openings were posted online from July 14, 2025, through August 13, 2025, for the operations/logistics job function. The graph below shows historical trends for ads posted over the last several years.



Salary for Job Ads*

Salary Range	Ads
Entry Level Jobs (less than \$30K)	1.6%
Middle Income Jobs (\$30K-\$49K)	35.5%
Upper Middle Income Jobs (\$50K-\$79K)	46.6%
High Income Jobs (\$80K-\$99K)	10.0%
Six Figure Jobs (\$100K+)	6.3%

Education for Job Ads

Education Range	Ads
GED/High School	33.4%
Associate Level	56.7%
Bachelor's Degree	9.5%
Master's Degree	0.3%
Doctoral Degree	0.0%

Top Certifications for Job Ads

Certifications	Ads
Commercial Driver's License	9,657
Class A Commercial Drivers License	8,401
Driver's License	4,472
HAZMAT	1,985
Tanker and Hazmat Endorsement	1,369
Class B Commercial Driver's License	1,238
DOT Medical card	964
Occupational Safety & Health Administration Certification	371
Transportation Worker Identification Credential	159
International Federation of Technical Analysts	141

Top Skills for Job Ads

Skills	Ads
Tractor-trailers	2,892
Customer service	2,229
Operations	1,796
Scheduling	1,359
Forklifts	1,267
Mathematics	937
Supply chain	784
Computer usage (basic)	743
Shipping	662
Pallet jacks	631

Top Employers with the Most Job Ads

Employer	Ads
Uber	770
MORAN TRANSPORTATION CORP.	513
HOGAN TRUCK LEASING	451
Driveline Solutions	430
MOVING SOLUTIONS	345
Western Express	329
Marten Transport	279
Vance Road Enterprises, Inc. (OMJ/MC)	279
Domino's Pizza	220
Schneider National	202
DoorDash	197
CRETE CARRIER CORPORATION	193
ZA Trucking	192
Fastenal	181
Forward Corporation	154
Ryder	145
Modern Transportation	132
FedEx Express	127
Transco Lines	127
AutoZone, Inc	125
Store and Haul Trucking	123
K & B Transportation	121
Truck One	120
NAPA TRANSPORTATION	116
CRST, The Transportation Solution	113
PENSKE	103
BobCat Transport	98
US Foods	97
PODS	94
McLane Company	90

Top Occupations with the Most Job Ads

Occupation	Ads
Heavy and Tractor-Trailer Truck Drivers	9,538
Light Truck Drivers	1,214
Driver/Sales Workers	1,088
Laborers and Freight, Stock, and Material Movers, Hand	867
Logisticians	639
First-Line Supervisors of Material-Moving Machine and Vehicle Operators	495
Industrial Truck and Tractor Operators	365
Purchasing Agents, Except Wholesale, Retail, and Farm Products	348
Bus Drivers, School	330
Purchasing Managers	138
Operations Research Analysts	130
Shuttle Drivers and Chauffeurs	130
Transportation, Storage, and Distribution Managers	124
Packers and Packagers, Hand	80
Refuse and Recyclable Material Collectors	74
Parking Attendants	72
Transportation Inspectors	58
Tank Car, Truck, and Ship Loaders	37
Commercial Pilots	26
Cargo and Freight Agents	25
Traffic Technicians	22
Automotive and Watercraft Service Attendants	21
Transportation Security Screeners	20
Couriers and Messengers	18
Bus Drivers, Transit and Intercity	18
Airline Pilots, Copilots, and Flight Engineers	16
Wholesale and Retail Buyers, Except Farm Products	15
Motor Vehicle Operators, All Other	15
Aircraft Service Attendants	14
Excavating and Loading Machine and Dragline Operators, Surface Mining	13

EDITOR'S NOTE: This report is based on data provided by TalentNeuron, a global research and advisory company. Through this partnership, new data sources and improved methodologies are available to better understand occupational demand over time. This reflects a change from the methodology used to produce these reports prior to October 2023.

This information is a snapshot in time and may not represent long-term trends. Any of this data, including historical reports, may vary slightly over time, as minor revisions are continually made to this live database. Some ads may appear in two or more occupation codes and may be counted more than once. This information should be used in conjunction with local labor market information to analyze current occupational demand.

This data has not been seasonally adjusted. Sometimes seasonal adjustment is used to remove fluctuations in unemployment and labor force trends that normally occur with changes in the season. Seasonal variation in employment occurs for natural and institutional reasons, including reduced employment involving outdoor activities during winter, changes in labor force and unemployment levels with opening and closing of schools, and layoffs during the automobile model changeover period. Seasonal variations can also affect the number of online job ads, so over the year it will affect the data in this report.

*There has been a significant increase in the number of ads that have no assigned salary requirements during this reporting period.



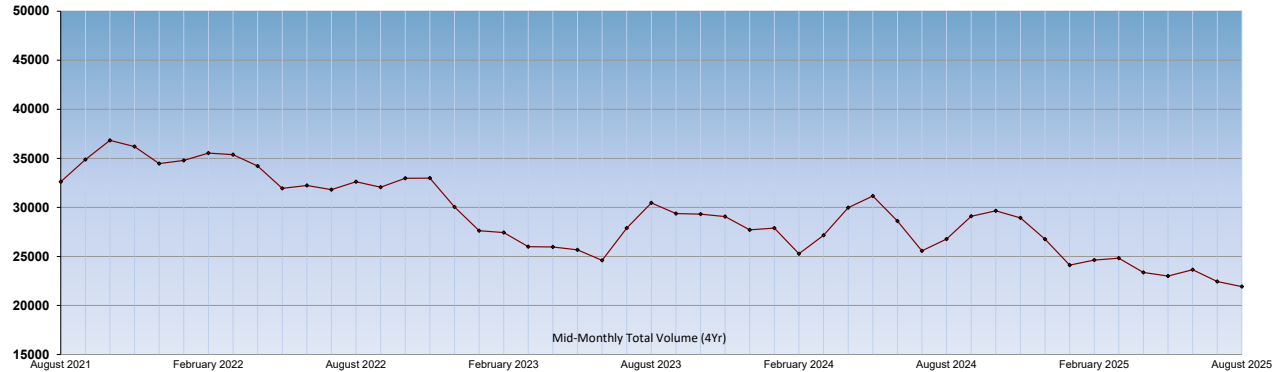
Online Job Postings

Sales/Business Development Job Functions

August 2025

OhioMeansJobs.com

A total of 21,921 job openings were posted online from July 14, 2025, through August 13, 2025, for the sales/business development job function. The graph below shows historical trends for ads posted over the last several years.



Salary for Job Ads*

Salary Range	Ads
Entry Level Jobs (less than \$30K)	23.2%
Middle Income Jobs (\$30K-\$49K)	28.1%
Upper Middle Income Jobs (\$50K-\$79K)	26.3%
High Income Jobs (\$80K-\$99K)	11.0%
Six Figure Jobs (\$100K+)	11.3%

Education for Job Ads

Education Range	Ads
GED/High School	73.0%
Associate Level	2.0%
Bachelor's Degree	24.7%
Master's Degree	0.2%
Doctoral Degree	0.0%

Top Certifications for Job Ads

Certifications	Ads
Driver's License	2,615
Automotive Service Excellence	206
State insurance license	162
Insurance License	133
Occupational Safety & Health Administration Certification	105
First Aid certification	92
Nationwide Mortgage Licensing System	64
HAZMAT	50
DOT Medical card	42
Real estate license	34

Top Skills for Job Ads

Skills	Ads
Customer service	12,662
Customer experience	4,520
Operations	4,185
Sales experience / ability	4,138
Mathematics	4,115
Cash registers	3,921
Scheduling	3,871
Merchandising	3,825
Customer satisfaction	3,639
Supervision	3,394

Top Employers with the Most Job Ads

Employer	Ads
The Dollar General	2,137
Kroger	756
Walmart	737
AutoZone, Inc	655
TJX Companies	371
Emergent Financial Group	314
Home Depot	303
Meijer	302
Advance Auto Parts, Inc.	278
Walgreens	274
ULTA	251
Dollar Tree Stores, Inc.	242
Sherwin-Williams	232
Lowe's	202
Gordon Food Service	180
Spectrum	174
Bath & Body Works	139
Domino's Pizza	137
T.j. Maxx	135
Cellco Partnership	134
Macy's	131
Kohl's Corporation	129
Love's Travel Stops	128
Abercrombie & Fitch	123
O'Reilly Auto Parts	115
T-Mobile	115
WesBanco Bank, Inc.	109
Petco	102
Goodwill Industries	96
Verizon	95

Top Occupations with the Most Job Ads

Occupation	Ads
First-Line Supervisors of Retail Sales Workers	5,473
Retail Salespersons	4,635
Cashiers	2,422
Customer Service Representatives	2,069
Sales Managers	1,186
Sales Representatives of Services, Except Advertising, Insurance, Financial Sen	1,108
Sales Representatives, Wholesale and Manufacturing, Technical and Scientific f	1,060
Insurance Sales Agents	740
Sales Engineers	560
Demonstrators and Product Promoters	549
Parts Salespersons	491
Sales Representatives, Wholesale and Manufacturing, Except Technical and Sci	484
First-Line Supervisors of Non-Retail Sales Workers	415
Health Technologists and Technicians, All Other	234
Advertising Sales Agents	173
Telemarketers	104
Real Estate Sales Agents	98
Counter and Rental Clerks	56
Sales and Related Workers, All Other	36
Door-to-Door Sales Workers, News and Street Vendors, and Related Workers	19
Agents and Business Managers of Artists, Performers, and Athletes	8
Real Estate Brokers	1

EDITOR'S NOTE: This report is based on data provided by TalentNeuron, a global research and advisory company. Through this partnership, new data sources and improved methodologies are available to better understand occupational demand over time. This reflects a change from the methodology used to produce these reports prior to October 2023.

This information is a snapshot in time and may not represent long-term trends. Any of this data, including historical reports, may vary slightly over time, as minor revisions are continually made to this live database. Some ads may appear in two or more occupation codes and may be counted more than once. This information should be used in conjunction with local labor market information to analyze current occupational demand.

This data has not been seasonally adjusted. Sometimes seasonal adjustment is used to remove fluctuations in unemployment and labor force trends that normally occur with changes in the season. Seasonal variation in employment occurs for natural and institutional reasons, including reduced employment involving outdoor activities during winter, changes in labor force and unemployment levels with opening and closing of schools, and layoffs during the automobile model changeover period. Seasonal variations can also affect the number of online job ads, so over the year it will affect the data in this report.

*There has been a significant increase in the number of ads that have no assigned salary requirements during this reporting period.



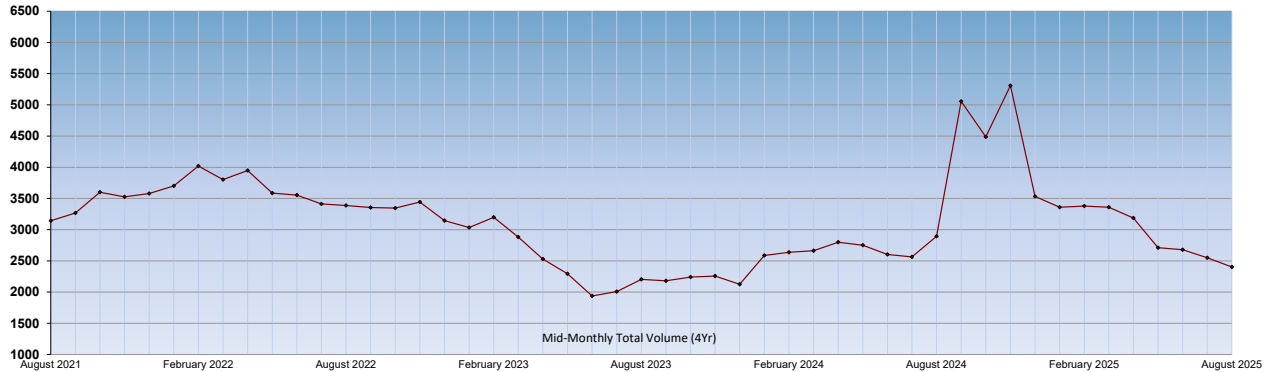
Online Job Postings

Science/R&D Job Function

August 2025

OhioMeansJobs.com

A total of 2,402 job openings were posted online from July 14, 2025, through August 13, 2025, for the science/research development job function. The graph below shows historical trends for ads posted over the last several years.



Salary for Job Ads*

Salary Range	Ads
Entry Level Jobs (less than \$30K)	0.2%
Middle Income Jobs (\$30K-\$49K)	6.7%
Upper Middle Income Jobs (\$50K-\$79K)	47.6%
High Income Jobs (\$80K-\$99K)	19.5%
Six Figure Jobs (\$100K+)	26.0%

Education for Job Ads

Education Range	Ads
GED/High School	9.5%
Associate Level	8.0%
Bachelor's Degree	66.3%
Master's Degree	9.2%
Doctoral Degree	7.1%

Top Certifications for Job Ads

Certifications	Ads
Driver's License	246
Occupational Safety & Health Administration Certification	153
HAZMAT	80
Good Clinical Practice	61
Good Laboratory Practices certifications	61
Top Secret Sensitive Compartmented Information	56
Security clearance	54
Secret security clearance	38
Hazardous Waste Operations and Emergency Response	35
Certification in Ethics	34

Top Skills for Job Ads

Skills	Ads
Operations	588
Chemistry	430
Microsoft Office	382
Python	354
Databases	337
Mathematics	324
Biology	305
Data science	294
Project management	288
Data collection	280

Top Employers with the Most Job Ads

Employer	Ads
Ohio State University Wexner Medical Center	90
medpace	73
Cinven	58
Nationwide Children's Hospital	51
OHIO State University	48
University of Oxford	45
Data Annotation	45
CHILDREN'S HOSPITAL MEDICAL CENTER	40
University of Toledo	37
University of Cincinnati	30
ACRT, Inc.	28
University Hospitals	28
KeyBank	25
Ppg Industries	23
Charles River Laboratories	22
Sherwin-Williams	22
Terracon	22
ARKEMA	21
GAI Consultants, Inc.	19
Booz Allen Hamilton	18
Traverse Therapeutics	18
Forge Biologics	17
RESILIENCE US INC	16
RIVERSIDE RESEARCH	16
Resilience	16
PNC Financial Services	16
Silliker, Inc	15
American Chemical Society	15
Radiance Technologies	14
Huntington National Bank	14

Top Occupations with the Most Job Ads

Occupation	Ads
Natural Sciences Managers	392
Data Scientists	277
Life, Physical, and Social Science Technicians, All Other	268
Biological Technicians	240
Compliance Officers	217
Environmental Science and Protection Technicians, Including Health	203
Statisticians	166
Chemists	105
Chemical Technicians	102
Computer and Information Research Scientists	48
Environmental Scientists and Specialists, Including Health	47
Biological Scientists, All Other	43
Food Scientists and Technologists	25
Zoologists and Wildlife Biologists	25
Mathematical Science Occupations, All Other	22
Social Science Research Assistants	20
Conservation Scientists	18
Agricultural Technicians	18
Foresters	17
Forensic Science Technicians	17
Microbiologists	12
Physicists	12
Geoscientists, Except Hydrologists and Geographers	12
Food Science Technicians	12
Materials Scientists	10
Physical Scientists, All Other	10
Mathematicians	9
Geological Technicians, Except Hydrologic Technicians	9
Nuclear Technicians	9
Forest and Conservation Technicians	7

EDITOR'S NOTE: This report is based on data provided by TalentNeuron, a global research and advisory company. Through this partnership, new data sources and improved methodologies are available to better understand occupational demand over time. This reflects a change from the methodology used to produce these reports prior to October 2023.

This information is a snapshot in time and may not represent long-term trends. Any of this data, including historical reports, may vary slightly over time, as minor revisions are continually made to this live database. Some ads may appear in two or more occupation codes and may be counted more than once. This information should be used in conjunction with local labor market information to analyze current occupational demand.

This data has not been seasonally adjusted. Sometimes seasonal adjustment is used to remove fluctuations in unemployment and labor force trends that normally occur with changes in the season. Seasonal variation in employment occurs for natural and institutional reasons, including reduced employment involving outdoor activities during winter, changes in labor force and unemployment levels with opening and closing of schools, and layoffs during the automobile model changeover period. Seasonal variations can also affect the number of online job ads, so over the year it will affect the data in this report.

*There has been a significant increase in the number of ads that have no assigned salary requirements during this reporting period.



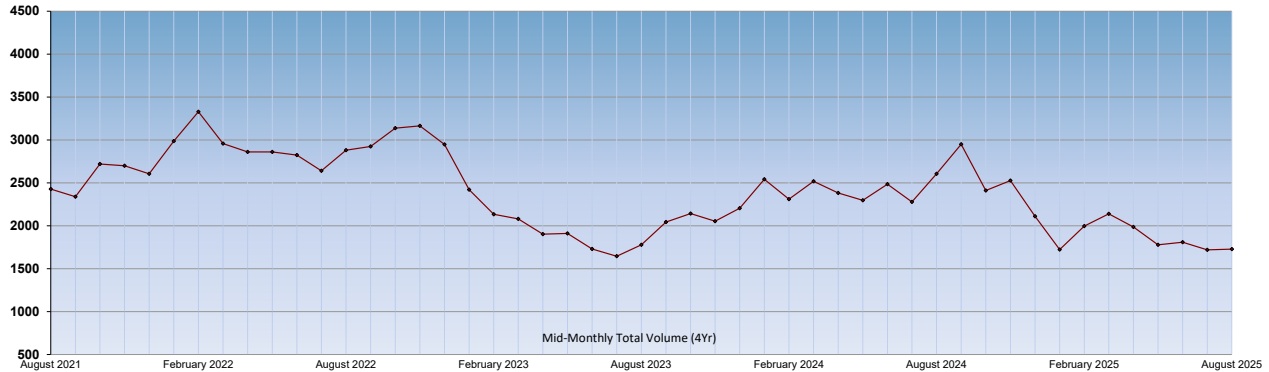
Online Job Postings

Security Job Functions

August 2025

OhioMeansJobs.com

A total of 1,728 job openings were posted online from July 14, 2025, through August 13, 2025, for the security job function. The graph below shows historical trends for ads posted over the last several years.



Salary for Job Ads*

Salary Range	Ads
Entry Level Jobs (less than \$30K)	4.6%
Middle Income Jobs (\$30K-\$49K)	57.7%
Upper Middle Income Jobs (\$50K-\$79K)	22.8%
High Income Jobs (\$80K-\$99K)	8.4%
Six Figure Jobs (\$100K+)	6.6%

Education for Job Ads

Education Range	Ads
GED/High School	72.9%
Associate Level	6.8%
Bachelor's Degree	19.9%
Master's Degree	0.3%
Doctoral Degree	0.0%

Top Certifications for Job Ads

Certifications	Ads
Driver's License	508
First Aid certification	191
Top Secret Sensitive Compartmented Information	113
SCI clearance	109
HAZMAT	93
Secret security clearance	53
Security clearance	52
Peace Officer Certification	36
International Association for Healthcare Security & Safety	26
Occupational Safety & Health Administration Certification	24

Top Skills for Job Ads

Skills	Ads
Customer service	604
Law enforcement	398
Operations	329
Surveillance	253
Supervision	243
Emergency procedures	236
Scheduling	232
First aid	181
Asset protection	178
Physical security	145

Top Employers with the Most Job Ads

Employer	Ads
Allied Universal	288
Zachrich Trucking, Inc.	62
Booz Allen Hamilton	60
Home Depot	57
Walmart	50
Army	42
TJX Companies	30
Ross Stores	29
Securitas	27
Meijer	22
Cedar Point	15
University Hospitals	14
Inter-con Security Systems	14
PER MAR SECURITY	13
Ymca	13
Penn Entertainment	13
MERCY HEALTH	12
Bon Secours Health System	11
Target Corporation	11
University of Toledo	11
Radiance Technologies	11
Life Time, Inc.	10
Promedica	10
Penn National Gaming	10
Standard Parking Corporation	10
Macy's	9
City of Cincinnati	9
Dynamic Educational Systems, Inc.	9
Ohio State University Wexner Medical Center	8
State of Ohio	8

Top Occupations with the Most Job Ads

Occupation	Ads
Security Guards	659
Detectives and Criminal Investigators	161
Protective Service Workers, All Other	159
Police and Sheriff's Patrol Officers	120
Dispatchers, Except Police, Fire, and Ambulance	110
First-Line Supervisors of Protective Service Workers, All Other	99
Lifeguards, Ski Patrol, and Other Recreational Protective Service Workers	81
Public Safety Telecommunicators	40
School Bus Monitors	39
Firefighters	31
Correctional Officers and Jailers	31
Private Detectives and Investigators	31
First-Line Supervisors of Security Workers	27
First-Line Supervisors of Police and Detectives	24
Fire Inspectors and Investigators	16
Parking Enforcement Workers	13
Military Officer Special and Tactical Operations Leaders, All Other	13
Crossing Guards and Flaggers	11
Military Enlist'd Tactical Ops & Air/Weapons Specialists & Crew Membrs, All Oths.	11
Infantry	9
Artillery and Missile Crew Members	8
Command and Control Center Specialists	8
First-Line Supervisors of Firefighting and Prevention Workers	5
Bailiffs	5
Transit and Railroad Police	5
Animal Control Workers	4
Gambling Surveillance Officers and Gambling Investigators	3
Forest Fire Inspectors and Prevention Specialists	2
First-Line Supervisors of Correctional Officers	1
Fish and Game Wardens	1

EDITOR'S NOTE: This report is based on data provided by TalentNeuron, a global research and advisory company. Through this partnership, new data sources and improved methodologies are available to better understand occupational demand over time. This reflects a change from the methodology used to produce these reports prior to October 2023.

This information is a snapshot in time and may not represent long-term trends. Any of this data, including historical reports, may vary slightly over time, as minor revisions are continually made to this live database. Some ads may appear in two or more occupation codes and may be counted more than once. This information should be used in conjunction with local labor market information to analyze current occupational demand.

This data has not been seasonally adjusted. Sometimes seasonal adjustment is used to remove fluctuations in unemployment and labor force trends that normally occur with changes in the season. Seasonal variation in employment occurs for natural and institutional reasons, including reduced employment involving outdoor activities during winter, changes in labor force and unemployment levels with opening and closing of schools, and layoffs during the automobile model changeover period. Seasonal variations can also affect the number of online job ads, so over the year it will affect the data in this report.

*There has been a significant increase in the number of ads that have no assigned salary requirements during this reporting period.

[illegible]

EDITOR'S NOTE: This report is based on data provided by TalentNeuron, a global research and advisory company. Through this partnership, new data sources and improved methodologies are available to better understand occupational demand over time. This reflects a change from the methodology used to produce these reports prior to October 2023.

This information is a snapshot in time and may not represent long-term trends. Any of this data, including historical reports, may vary slightly over time, as minor revisions are continually made to this live database. Some ads may appear in two or more occupation codes and may be counted more than once. This information should be used in conjunction with local labor market information to analyze current occupational demand.

This data has not been seasonally adjusted. Sometimes seasonal adjustment is used to remove fluctuations in unemployment and labor force trends that normally occur with changes in the season. Seasonal variation in employment occurs for natural and institutional reasons, including reduced employment involving outdoor activities during winter, changes in labor force and unemployment levels with opening and closing of schools, and layoffs during the automobile model changeover period. Seasonal variations can also affect the number of online job ads, so over the year it will affect the data in this report.

*There has been a significant increase in the number of ads that have no assigned salary requirements during this reporting period.