



**OhioMeansJobs.com**

---

## **Online Job Postings Occupational Job Functions**

View a report of online job posting trends for each of the job functions listed below. A job function is a grouping of related occupations. These monthly reports contain the top occupations and employers advertised online through [OhioMeansJobs.com](http://OhioMeansJobs.com). For each job function, learn the base salary, educational requirements, top certifications, and skills employers are seeking. A listing of the occupations within each job function is also available at [Related Occupations with Descriptions](#).

Select a job function below.

<b>Administration/Clerical</b>	<b>Creative/Talent</b>	<b>Education/Training</b>	<b>Engineering/ Quality Assurance</b>
<b>Executive Management</b>	<b>Facilities/Construction</b>	<b>Finance/Accounting</b>	<b>Hospitality/Services</b>
<b>Human Resources</b>	<b>Information/Technology</b>	<b>Legal</b>	<b>Maintenance/Repair</b>
<b>Manufacturing/Resources</b>	<b>Marketing/Public Relations</b>	<b>Medical/Health</b>	<b>Operations/Logistics</b>
<b>Sales/Business Development</b>	<b>Science/R&amp;D</b>	<b>Security</b>	<b>Social Services</b>

The job function reports are created through data provided by TalentNeuron Gartner™. In addition to these reports, each month [OhioMeansJobs.com](http://OhioMeansJobs.com) provides reports on job postings trends for Ohio and the JobsOhio network regions. These reports are readily available for businesses, career service professionals and schools.

Please refer questions or requests to: [ContactLMI@jfs.ohio.gov](mailto:ContactLMI@jfs.ohio.gov).



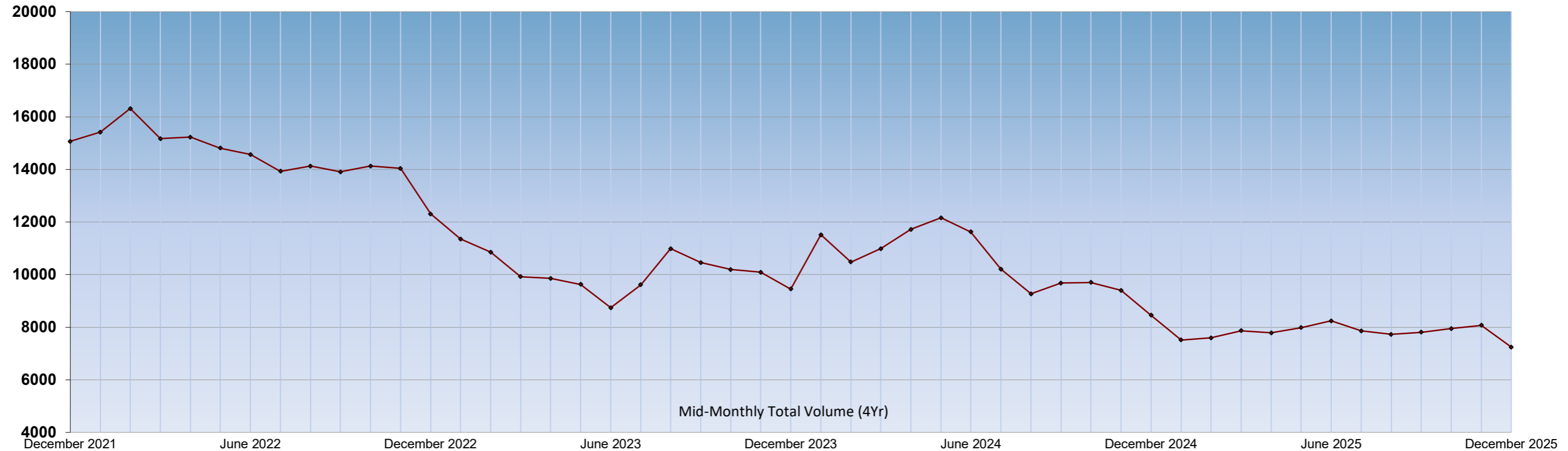
# Online Job Postings

## Administration/Clerical Job Function

December 2025

OhioMeansJobs.com

A total of 7,244 job openings were posted online from November 14, 2025, through December 13, 2025, for the administration/clerical job function. The graph below shows historical trends for ads posted over the last several years.



### Salary for Job Ads

Salary Range	Ads
Entry Level Jobs (less than \$30K)	2.8%
Middle Income Jobs (\$30K-\$49K)	60.1%
Upper Middle Income Jobs (\$50K-\$79K)	25.7%
High Income Jobs (\$80K-\$99K)	5.5%
Six Figure Jobs (\$100K+)	5.9%

### Education for Job Ads

Education Range	Ads
GED/High School	65.7%
Associate Level	7.2%
Bachelor's Degree	26.6%
Master's Degree	0.5%
Doctoral Degree	0.0%

### Top Certifications for Job Ads

Certifications	Ads
Driver's License	704
HAZMAT	228
Forklift certification	187
Financial Industry Regulatory Authority	168
Occupational Safety & Health Administration Certification	154
Security clearance	82
Secret security clearance	81
First Aid certification	60
Nationwide Mortgage Licensing System	50
Certified Information Systems Security Professional	44

### Top Skills for Job Ads

Skills	Ads
Customer service	2,769
Operations	2,045
Scheduling	1,602
Microsoft Office	1,334
Forklifts	1,073
Shipping	1,042
Computer usage (basic)	951
Microsoft Excel	945
Mathematics	828
Customer experience	825

### Top Employers with the Most Job Ads

Employer	Ads
Walmart	446
Kroger	221
Lowe's	179
PNC Financial Services	170
KeyBank	127
Chipotle Mexican Grill	108
Fastenal	105
DSV	104
Meijer	92
Uline	81
KPMG	63
CCBCC	61
Woodforest National Bank	53
FedEx Express	51
Aldi	50
University Hospitals	44
Ohio State University Wexner Medical Ctr	42
Cintas	39
Macy's	34
Coca-Cola	34
TJX Companies	34
Manheim Remarketing	31
Peoples Bancorp Inc	31
American Greetings Corporation	31
Tractor Supply Company	31
Farmers National Bankj	31
Cuyahoga Community College	30
Sam's Club	29
Chico's	29
The Buckle Brand	29

### Top Occupations with the Most Job Ads

Occupation	Ads
Stockers and Order Fillers	2,584
Shipping, Receiving, and Inventory Clerks	624
First-Line Supervisors of Office and Administrative Support Workers	496
Business Operations Specialists, All Other	472
Secretaries & Administrative Assistants, Except Legal, Medical, & Executive	432
Office Clerks, General	405
Tellers	376
Bookkeeping, Accounting, and Auditing Clerks	366
Executive Secretaries and Executive Administrative Assistants	309
Production, Planning, and Expediting Clerks	208
New Accounts Clerks	170
Receptionists and Information Clerks	149
Facilities Managers	129
Billing and Posting Clerks	129
Bill and Account Collectors	111
Order Clerks	41
Data Entry Keyers	30
Administrative Services Managers	29
Information and Record Clerks, All Other	24
Urban and Regional Planners	19
Library Assistants, Clerical	19
Court, Municipal, and License Clerks	18
Interviewers, Except Eligibility and Loan	18
Mail Clerks and Mail Machine Operators, Except Postal Service	14
Eligibility Interviewers, Government Programs	9
Office and Administrative Support Workers, All Other	9
Compliance Officers	8
Credit Authorizers, Checkers, and Clerks	8
Weighers, Measurers, Checkers, and Samplers, Recordkeeping	8
File Clerks	5

EDITOR'S NOTE: This report is based on data provided by TalentNeuron, a global research and advisory company. Through this partnership, new data sources and improved methodologies are available to better understand occupational demand over time. This reflects a change from the methodology used to produce these reports prior to October 2023.

This information is a snapshot in time and may not represent long-term trends. Any of this data, including historical reports, may vary slightly over time, as minor revisions are continually made to this live database. Some ads may appear in two or more occupation codes and may be counted more than once. This information should be used in conjunction with local labor market information to analyze current occupational demand.

This data has not been seasonally adjusted. Sometimes seasonal adjustment is used to remove fluctuations in unemployment and labor force trends that normally occur with changes in the season. Seasonal variation in employment occurs for natural and institutional reasons, including reduced employment involving outdoor activities during winter, changes in labor force and unemployment levels with opening and closing of schools, and layoffs during the automobile model changeover period. Seasonal variations can also affect the number of online job ads, so over the year it will affect the data in this report.



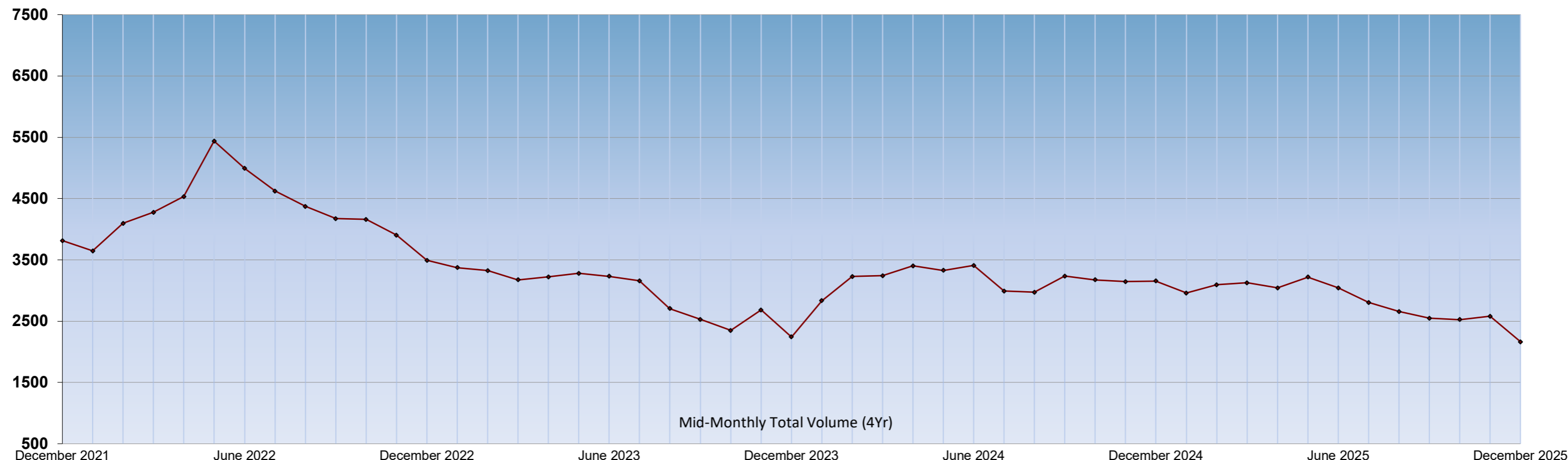
# Online Job Postings

## Creative/Talent Job Function

December 2025

OhioMeansJobs.com

A total of 2,165 job openings were posted online from November 14, 2025, through December 13, 2025, for the creative/talent job function. The graph below shows historical trends for ads posted over the last several years.



### Salary for Job Ads

Salary Range	Ads
Entry Level Jobs (less than \$30K)	3.6%
Middle Income Jobs (\$30K-\$49K)	19.9%
Upper Middle Income Jobs (\$50K-\$79K)	59.5%
High Income Jobs (\$80K-\$99K)	8.2%
Six Figure Jobs (\$100K+)	8.7%

### Education for Job Ads

Education Range	Ads
GED/High School	40.4%
Associate Level	3.5%
Bachelor's Degree	55.8%
Master's Degree	0.0%
Doctoral Degree	0.3%

### Top Certifications for Job Ads

Certifications	Ads
Driver's License	253
First Aid certification	117
Certification of Teaching	82
Certified Personal Trainer	45
Accredited Business Communicator	24
Teaching license	22
Secret security clearance	15
American Sign Language	14
Security clearance	14
HAZMAT	9

### Top Skills for Job Ads

Skills	Ads
Merchandising	473
Customer service	343
Scheduling	309
Supervision	269
Marketing	265
Teaching	256
Time management	179
Microsoft Office	178
Operations	165
Adobe Photoshop	132

### Top Employers with the Most Job Ads

Employer	Ads
Manheim Remarketing	115
Home Depot	91
SR merchandising Corp	87
Field Force Merchandising	54
SkillZDr	44
Cox Communications	35
Hallmark	35
Cincinnati Public Schools	33
TJX Companies	32
SAS	32
RETAILDATA	30
Southwestern City Schools	27
Youngstown City School District	26
Cloverleaf Schools	23
ActionLink LLC	23
Sinclair Broadcast Group	21
American Greetings Corporation	21
Northwest Local School District	20
Crayola LLC	18
Austintown Local Schools	18
AMPLIFIED CONNECTIONS	17
Delaware City School District	17
Abercrombie & Fitch	16
Marshalls	15
NEXSTAR MEDIA GROUP	14
T.j. Maxx	14
TOCA Football	14
Outlier Inc.	13
Ohio State University Wexner Medical Ctr	13
HomeGoods	12

### Top Occupations with the Most Job Ads

Occupation	Ads
Coaches and Scouts	649
Merchandise Displayers and Window Trimmers	518
Public Relations Specialists	150
Writers and Authors	119
Editors	110
News Analysts, Reporters, and Journalists	98
Graphic Designers	95
Technical Writers	80
Interior Designers	72
Interpreters and Translators	64
Producers and Directors	36
Audio and Video Technicians	21
Broadcast Technicians	19
Photographers	18
Art Directors	16
Film and Video Editors	15
Floral Designers	12
Fashion Designers	11
Broadcast Announcers and Radio Disc Jockeys	11
Umpires, Referees, and Other Sports Officials	10
Camera Operators, Television, Video, and Film	8
Media and Communication Workers, All Other	5
Special Effects Artists and Animators	4
Musicians and Singers	4
Lighting Technicians	4
Music Directors and Composers	3
Set and Exhibit Designers	2
Entertainers and Performers, Sports and Related Workers, All Other	2
Fine Artists, Including Painters, Sculptors, and Illustrators	1
Artists and Related Workers, All Other	1

EDITOR'S NOTE: This report is based on data provided by TalentNeuron, a global research and advisory company. Through this partnership, new data sources and improved methodologies are available to better understand occupational demand over time. This reflects a change from the methodology used to produce these reports prior to October 2023.

This information is a snapshot in time and may not represent long-term trends. Any of this data, including historical reports, may vary slightly over time, as minor revisions are continually made to this live database. Some ads may appear in two or more occupation codes and may be counted more than once. This information should be used in conjunction with local labor market information to analyze current occupational demand.

This data has not been seasonally adjusted. Sometimes seasonal adjustment is used to remove fluctuations in unemployment and labor force trends that normally occur with changes in the season. Seasonal variation in employment occurs for natural and institutional reasons, including reduced employment involving outdoor activities during winter, changes in labor force and unemployment levels with opening and closing of schools, and layoffs during the automobile model changeover period. Seasonal variations can also affect the number of online job ads, so over the year it will affect the data in this report.



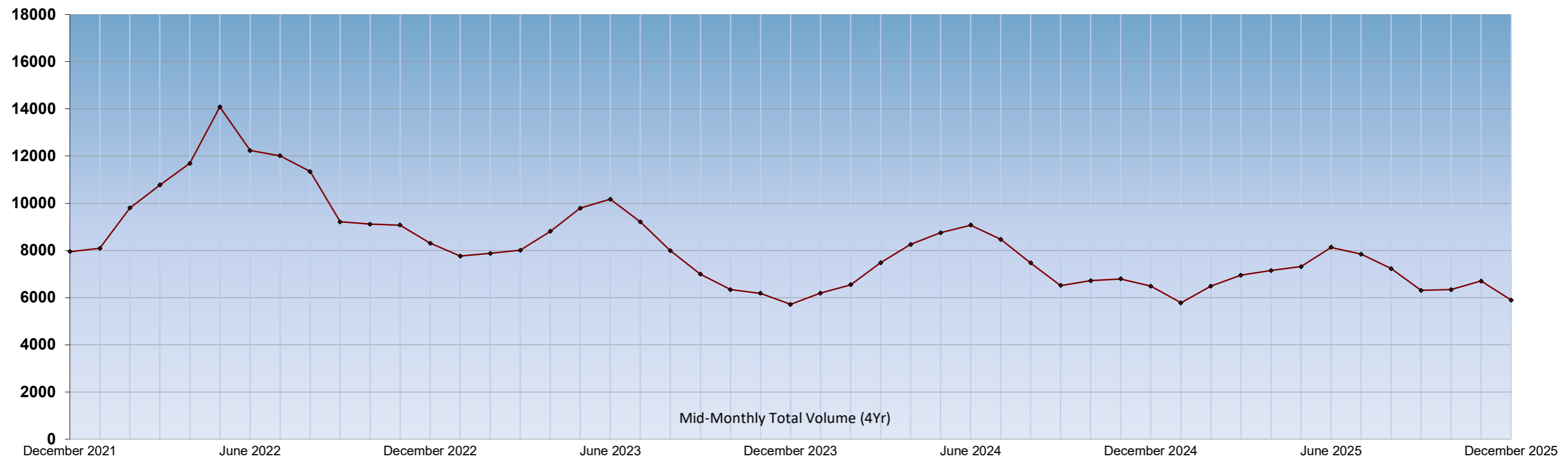
# Online Job Postings

## Education/Training Job Function

December 2025

OhioMeansJobs.com

A total of 5,899 job openings were posted online from November 14, 2025, through December 13, 2025, for the education/training job function. The graph below shows historical trends for ads posted over the last several years.



### Salary for Job Ads

Salary Range	Ads
Entry Level Jobs (less than \$30K)	2.0%
Middle Income Jobs (\$30K-\$49K)	23.4%
Upper Middle Income Jobs (\$50K-\$79K)	40.3%
High Income Jobs (\$80K-\$99K)	23.0%
Six Figure Jobs (\$100K+)	11.4%

### Education for Job Ads

Education Range	Ads
GED/High School	12.6%
Associate Level	11.8%
Bachelor's Degree	58.7%
Master's Degree	6.3%
Doctoral Degree	10.5%

### Top Certifications for Job Ads

Certifications	Ads
First Aid certification	354
Teaching license	287
Board Eligible	182
Driver's License	151
Medical License	148
Certified Registered Nurse	121
Certification of Teaching	97
Certification in Cardiopulmonary Resuscitation	92
American Board of Dermatology	84
Certification in Ethics	80

### Top Skills for Job Ads

Skills	Ads
Teaching	4,094
Supervision	1,081
Teaching Experience	760
Intervening	486
Scheduling	478
Mathematics	417
Special Education	405
Operations	394
Disabilities	356
First aid	351

### Top Employers with the Most Job Ads

Employer	Ads
University of Cincinnati	452
Ohio State University Wexner Medical Center	339
Bowling Green State University	244
Cuyahoga Community College	167
Kindercare	163
OHIO State University	148
University of Toledo	144
University Hospitals	119
Ohio Northern University	111
Ohio University	99
Columbus State Community College	91
Columbus City Schools	90
Youngstown State University	70
Delaware City School District	68
ACCEL	57
CHILDREN'S HOSPITAL MEDICAL CENTER	51
HERC	50
Learning Care Group	41
EMIT Learning	40
Cleveland State University	40
DSS Holding	40
Ymca	40
Miami University	39
Central State University	39
Wright State University	39
Young Mens Christian Association	38
Performance Academy	38
Central Ohio Technical College	36
The University of Findlay	32
LifeWise Academy	32

### Top Occupations with the Most Job Ads

Occupation	Ads
Health Specialties Teachers, Postsecondary	1,232
Preschool Teachers, Except Special Education	395
Teaching Assts., Preschool, Elem., Mid., & Secondary SCH., Except Special Ed.	375
Secondary School Teachers, Except Special and Career/Technical Education	305
Elementary School Teachers, Except Special Education	206
Career/Technical Education Teachers, Postsecondary	205
Teaching Assistants, Special Education	173
Middle School Teachers, Except Special and Career/Technical Education	169
Special Education Teachers, Secondary School	165
Education Administrators, Kindergarten through Secondary	149
Art, Drama, and Music Teachers, Postsecondary	134
Special Education Teachers, All Other	132
Self-Enrichment Teachers	127
Engineering Teachers, Postsecondary	126
Education Administrators, Postsecondary	123
Instructional Coordinators	121
Nursing Instructors and Teachers, Postsecondary	113
Substitute Teachers, Short-Term	110
Exercise Trainers and Group Fitness Instructors	109
Teaching Assistants, All Other	101
Tutors	100
Business Teachers, Postsecondary	85
Special Education Teachers, Elementary School	79
Athletic Trainers	77
Computer Science Teachers, Postsecondary	70
Biological Science Teachers, Postsecondary	63
Special Education Teachers, Middle School	63
Teaching Assistants, Postsecondary	62
Psychology Teachers, Postsecondary	60
Career/Technical Education Teachers, Secondary School	51

EDITOR'S NOTE: This report is based on data provided by TalentNeuron, a global research and advisory company. Through this partnership, new data sources and improved methodologies are available to better understand occupational demand over time. This reflects a change from the methodology used to produce these reports prior to October 2023.

This information is a snapshot in time and may not represent long-term trends. Any of this data, including historical reports, may vary slightly over time, as minor revisions are continually made to this live database. Some ads may appear in two or more occupation codes and may be counted more than once. This information should be used in conjunction with local labor market information to analyze current occupational demand.

This data has not been seasonally adjusted. Sometimes seasonal adjustment is used to remove fluctuations in unemployment and labor force trends that normally occur with changes in the season. Seasonal variation in employment occurs for natural and institutional reasons, including reduced employment involving outdoor activities during winter, changes in labor force and unemployment levels with opening and closing of schools, and layoffs during the automobile model changeover period. Seasonal variations can also affect the number of online job ads, so over the year it will affect the data in this report.



# Online Job Postings

## Engineering/Quality Assurance Job Function

December 2025

OhioMeansJobs.com

A total of 6,925 job openings were posted online from November 14, 2025, through December 13, 2025, for the engineering/quality assurance job function. The graph below shows historical trends for ads posted over the last several years.



### Salary for Job Ads

Salary Range	Ads
Entry Level Jobs (less than \$30K)	0.0%
Middle Income Jobs (\$30K-\$49K)	1.3%
Upper Middle Income Jobs (\$50K-\$79K)	17.6%
High Income Jobs (\$80K-\$99K)	24.7%
Six Figure Jobs (\$100K+)	56.4%

### Education for Job Ads

Education Range	Ads
GED/High School	3.6%
Associate Level	8.5%
Bachelor's Degree	85.6%
Master's Degree	1.9%
Doctoral Degree	0.5%

### Top Certifications for Job Ads

Certifications	Ads
Professional Engineer License	799
Driver's License	652
Security clearance	598
Secret security clearance	355
Accreditation Board for Engineering and Technology	322
Engineer-In-Training	309
Project Management Professional	277
Occupational Safety & Health Administration Certification	265
Top Secret Sensitive Compartmented Information	214
National Fire Protection Association Standards	156

### Top Skills for Job Ads

Skills	Ads
Project management	1,917
Scheduling	1,769
Operations	1,558
Microsoft Office	1,396
Continuous improvement	1,200
AutoCAD	1,133
Mechanical engineering	1,110
Electrical engineering	1,081
Best practices	894
Computer aided design	804

### Top Employers with the Most Job Ads

Employer	Ads
GE Aerospace	440
Vertiv Inc	159
HDR, Inc.	111
Modern Technology Solutions, Inc.	106
ARCADIS	82
Ceso, Inc.	78
First Solar	72
Northrop Grumman	69
KOKOSING	68
Cummins Inc.	66
GAI Consultants, Inc.	65
Parker Hannifin Corp	65
Honda Motor Company	64
Rockwell Automation	63
Jacobs	56
Huntington Ingalls Industries	53
Burns & Mcdonnell	51
Woolpert	49
AECOM	47
Booz Allen Hamilton	47
Stantec	45
Sierra Nevada Corporation	41
Leidos	40
American Electric Power	39
Precision Castparts Corp.	38
Beehive Industries LLC	37
KFI ENGINEERS PC	34
Sherwin-Williams	33
Amazon	33
L3Harris Technologies	32

### Top Occupations with the Most Job Ads

Occupation	Ads
Civil Engineers	1,102
Industrial Engineers	1,018
Architectural and Engineering Managers	772
Mechanical Engineers	768
Electrical Engineers	602
Electrical and Electronic Engineering Technologists and Technicians	309
Aerospace Engineers	289
Engineering Technologists and Technicians, Except Drafters, All Other	254
Computer Occupations, All Other	241
Mechanical Engineering Technologists and Technicians	170
Marine Engineers and Naval Architects	168
Materials Engineers	149
Engineers, All Other	149
Civil Engineering Technologists and Technicians	144
Industrial Engineering Technologists and Technicians	97
Health and Safety Engineers, Except Mining Safety Engineers and Inspectors	86
Environmental Engineering Technologists and Technicians	86
Environmental Engineers	83
Electronics Engineers, Except Computer	77
Electro-Mechanical and Mechatronics Technologists and Technicians	77
Chemical Engineers	61
Agricultural Engineers	41
Electrical and Electronics Drafters	31
Bioengineers and Biomedical Engineers	26
Mechanical Drafters	24
Aerospace Engineering and Operations Technologists and Technicians	21
Ship Engineers	16
Commercial and Industrial Designers	15
Petroleum Engineers	13
Mining and Geological Engineers, Including Mining Safety Engineers	12

EDITOR'S NOTE: This report is based on data provided by TalentNeuron, a global research and advisory company. Through this partnership, new data sources and improved methodologies are available to better understand occupational demand over time. This reflects a change from the methodology used to produce these reports prior to October 2023.

This information is a snapshot in time and may not represent long-term trends. Any of this data, including historical reports, may vary slightly over time, as minor revisions are continually made to this live database. Some ads may appear in two or more occupation codes and may be counted more than once. This information should be used in conjunction with local labor market information to analyze current occupational demand.

This data has not been seasonally adjusted. Sometimes seasonal adjustment is used to remove fluctuations in unemployment and labor force trends that normally occur with changes in the season. Seasonal variation in employment occurs for natural and institutional reasons, including reduced employment involving outdoor activities during winter, changes in labor force and unemployment levels with opening and closing of schools, and layoffs during the automobile model changeover period. Seasonal variations can also affect the number of online job ads, so over the year it will affect the data in this report.



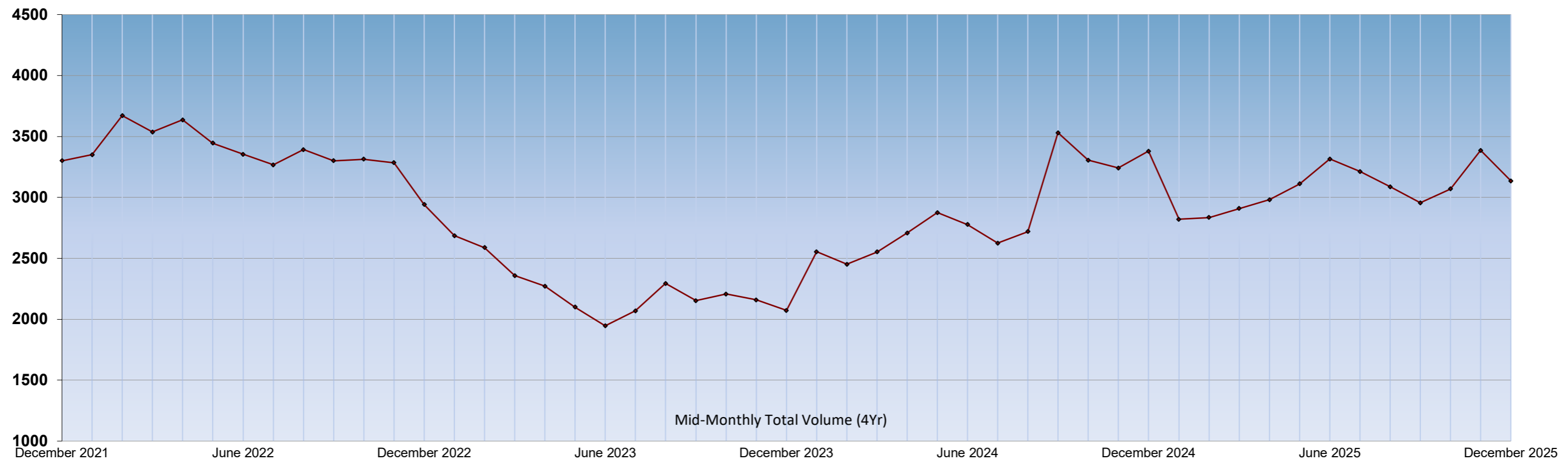
# Online Job Postings

## Executive Management Job Function

December 2025

OhioMeansJobs.com

A total of 3,135 job openings were posted online from November 14, 2025, through December 13, 2025, for the executive management job function. The graph below shows historical trends for ads posted over the last several years.



### Salary for Job Ads

Salary Range	Ads
Entry Level Jobs (less than \$30K)	0.0%
Middle Income Jobs (\$30K-\$49K)	0.7%
Upper Middle Income Jobs (\$50K-\$79K)	12.1%
High Income Jobs (\$80K-\$99K)	26.8%
Six Figure Jobs (\$100K+)	60.4%

### Education for Job Ads

Education Range	Ads
GED/High School	6.4%
Associate Level	1.7%
Bachelor's Degree	90.0%
Master's Degree	1.7%
Doctoral Degree	0.3%

### Top Certifications for Job Ads

Certifications	Ads
Project Management Professional	387
Driver's License	299
Project Management Institute	122
Security clearance	81
Occupational Safety & Health Administration Certification	78
Financial Industry Regulatory Authority	57
Secret security clearance	46
Certified Purchasing Manager	46
Certified Service Manager	39
Certified Software Analyst	38

### Top Skills for Job Ads

Skills	Ads
Operations	1,516
Project management	1,247
Scheduling	981
Customer service	660
Continuous improvement	637
Microsoft Office	590
Best practices	535
Supervision	469
Process improvement	457
Microsoft Excel	441

### Top Employers with the Most Job Ads

Employer	Ads
GE Aerospace	77
Domino's Pizza	73
Oracle	62
Vertiv Inc	61
KPMG	51
KeyBank	51
Ernst & Young	47
PNC Financial Services	46
Rockwell Automation	45
Pizza Hut	45
CareSource	32
Gilbane Building Company	29
JPMorgan Chase & Co.	29
McKesson	29
Ceso, Inc.	29
Crowe Horwath LLP	27
Crowe RSA	22
Lensa	19
Kroger	19
CBRE	19
Parker Hannifin Corp	18
The Dollar General	17
PricewaterhouseCoopers	17
Showplace, Inc.	16
Cintas	16
Synchrony Financial	15
Ohio State University Wexner Medical Ctr	14
White Water Express Car Wash	14
Cummins Inc.	14
Elevance Health	13

### Top Occupations with the Most Job Ads

Occupation	Ads
Project Management Specialists	1,403
General and Operations Managers	830
Managers, All Other	407
Transportation, Storage, and Distribution Managers	309
Chief Executives	160
Facilities Managers	25
Entertainment and Recreation Managers, Except Gambling	1

EDITOR'S NOTE: This report is based on data provided by TalentNeuron, a global research and advisory company. Through this partnership, new data sources and improved methodologies are available to better understand occupational demand over time. This reflects a change from the methodology used to produce these reports prior to October 2023.

This information is a snapshot in time and may not represent long-term trends. Any of this data, including historical reports, may vary slightly over time, as minor revisions are continually made to this live database. Some ads may appear in two or more occupation codes and may be counted more than once. This information should be used in conjunction with local labor market information to analyze current occupational demand.

This data has not been seasonally adjusted. Sometimes seasonal adjustment is used to remove fluctuations in unemployment and labor force trends that normally occur with changes in the season. Seasonal variation in employment occurs for natural and institutional reasons, including reduced employment involving outdoor activities during winter, changes in labor force and unemployment levels with opening and closing of schools, and layoffs during the automobile model changeover period. Seasonal variations can also affect the number of online job ads, so over the year it will affect the data in this report.



# Online Job Postings

## Facilities/Construction Job Function

December 2025

OhioMeansJobs.com

A total of 3,303 job openings were posted online from November 14, 2025, through December 13, 2025, for the facilities/construction job function. The graph below shows historical trends for ads posted over the last several years.



### Salary for Job Ads

Salary Range	Ads
Entry Level Jobs (less than \$30K)	0.3%
Middle Income Jobs (\$30K-\$49K)	20.4%
Upper Middle Income Jobs (\$50K-\$79K)	36.8%
High Income Jobs (\$80K-\$99K)	13.6%
Six Figure Jobs (\$100K+)	28.9%

### Education for Job Ads

Education Range	Ads
GED/High School	55.2%
Associate Level	5.9%
Bachelor's Degree	38.5%
Master's Degree	0.4%
Doctoral Degree	0.0%

### Top Certifications for Job Ads

Certifications	Ads
Driver's License	1,049
Occupational Safety & Health Administration Certification	551
Commercial Driver's License	140
First Aid certification	105
OSHA Certification 10	86
Certified Purchasing Manager	66
Certified Project Manager	66
National Electrical Code	64
Class A Commercial Drivers License	63
Project Management Professional	59

### Top Skills for Job Ads

Skills	Ads
Scheduling	1,254
Project management	848
Operations	749
Supervision	654
Construction management	619
Construction projects	526
Microsoft Office	507
Project scheduling	435
Customer service	383
Quality control	382

### Top Employers with the Most Job Ads

Employer	Ads
Pepper Construction Company of Ohio	270
Turner Construction Company	117
Afrin Property Solutions LLC	71
KOKOSING	49
Ceso, Inc.	41
Rentokil Initial	38
Davey Tree Expert Company	37
CK Construction Group	37
Layton Services	34
JLL	33
Gilbane Building Company	29
Summit Skilled Solutions	29
Wright-Pierce	28
Pepper Construction Group, LLC	27
Cushman & Wakefield	27
JB Roofing A Tecta America Company	26
CBRE	25
Terminix ®	25
Centimark	24
Banyan Living	23
MasTec, Inc.	23
Innovative Cleaning Service	22
Pennline Tree Service	22
Bath Concepts Independent Dealers	22
CTL Engineering, Inc.	21
ECS MIDWEST LLC	19
National Church Residences	17
Simon Roofing	16
Ledcor	16
ODOT	16

### Top Occupations with the Most Job Ads

Occupation	Ads
Construction Managers	1,018
Electricians	302
First-Line Supervisors of Construction Trades and Extraction Workers	247
Construction Laborers	233
Property, Real Estate, and Community Association Managers	213
Landscaping and Groundskeeping Workers	189
Construction and Building Inspectors	135
Carpenters	124
Plumbers, Pipefitters, and Steamfitters	96
Pest Control Workers	77
Highway Maintenance Workers	75
Architectural and Civil Drafters	56
Surveyors	53
Architects, Except Landscape and Naval	52
Sheet Metal Workers	52
Operating Engineers and Other Construction Equipment Operators	51
Tree Trimmers and Pruners	48
Roofers	41
Terrazzo Workers and Finishers	27
1st-Line Supervisors of Landscaping, Lawn Svc, & Groundskeeping Wrkrs	24
Structural Iron and Steel Workers	23
Surveying and Mapping Technicians	15
Cement Masons and Concrete Finishers	14
Painters, Construction and Maintenance	12
Hazardous Materials Removal Workers	12
Landscape Architects	11
Millwrights	10
Meter Readers, Utilities	9
Brickmasons and Blockmasons	9
Helpers--Electricians	8

EDITOR'S NOTE: This report is based on data provided by TalentNeuron, a global research and advisory company. Through this partnership, new data sources and improved methodologies are available to better understand occupational demand over time. This reflects a change from the methodology used to produce these reports prior to October 2023.

This information is a snapshot in time and may not represent long-term trends. Any of this data, including historical reports, may vary slightly over time, as minor revisions are continually made to this live database. Some ads may appear in two or more occupation codes and may be counted more than once. This information should be used in conjunction with local labor market information to analyze current occupational demand.

This data has not been seasonally adjusted. Sometimes seasonal adjustment is used to remove fluctuations in unemployment and labor force trends that normally occur with changes in the season. Seasonal variation in employment occurs for natural and institutional reasons, including reduced employment involving outdoor activities during winter, changes in labor force and unemployment levels with opening and closing of schools, and layoffs during the automobile model changeover period. Seasonal variations can also affect the number of online job ads, so over the year it will affect the data in this report.



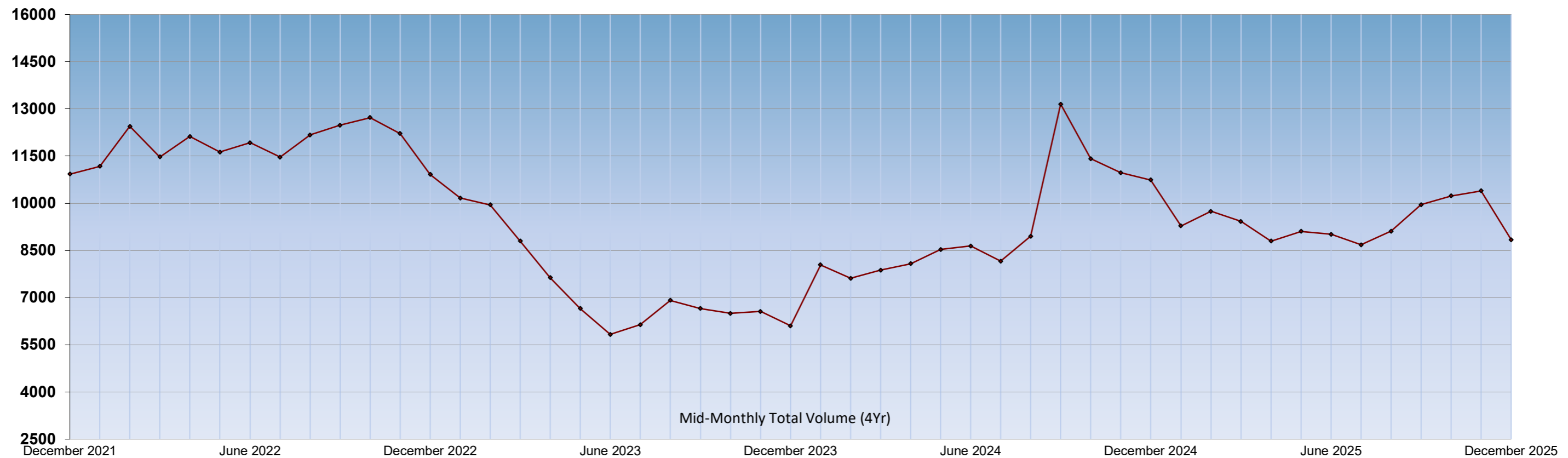
# Online Job Postings

## Finance/Accounting Job Function

December 2025

OhioMeansJobs.com

A total of 8,842 job openings were posted online from November 14, 2025, through December 13, 2025, for the finance/accounting job function. The graph below shows historical trends for ads posted over the last several years.



### Salary for Job Ads

Salary Range	Ads
Entry Level Jobs (less than \$30K)	0.0%
Middle Income Jobs (\$30K-\$49K)	4.8%
Upper Middle Income Jobs (\$50K-\$79K)	25.9%
High Income Jobs (\$80K-\$99K)	31.2%
Six Figure Jobs (\$100K+)	38.1%

### Education for Job Ads

Education Range	Ads
GED/High School	7.4%
Associate Level	2.7%
Bachelor's Degree	88.2%
Master's Degree	1.5%
Doctoral Degree	0.2%

### Top Certifications for Job Ads

Certifications	Ads
Certified Public Accountant	1,691
Nationwide Mortgage Licensing System	545
Driver's License	490
Financial Industry Regulatory Authority	278
FINRA Series 7	255
Certified Corporate FP&A Professional	240
State insurance license	183
Enrolled agent license	179
Certified Financial Planner	161
Chartered Financial Analyst	158

### Top Skills for Job Ads

Skills	Ads
Accounting	3,037
Finance	2,941
Customer service	2,380
Operations	2,356
Banking	1,686
Microsoft Office	1,679
Microsoft Excel	1,616
Client relationships	1,416
Risk management	1,383
Customer experience	1,169

### Top Employers with the Most Job Ads

Employer	Ads
KeyBank	453
Intuit Inc.	340
JPMorgan Chase & Co.	320
Huntington National Bank	260
Ernst & Young	259
PNC Financial Services	210
Fifth Third Bank	207
Walmart	155
KPMG	154
Cfs	123
First Financial Bank	107
Crowe Horwath LLP	97
Farmers Insurance Group	96
Plante & Moran, PLLC	92
U.S. Bank	90
GE Aerospace	90
WesBanco Bank, Inc.	87
Nationwide	87
northwest bank	85
BDO	82
CareSource	69
Elevance Health	68
PricewaterhouseCoopers	67
Crowe RSA	63
Deloitte	63
Pepper Construction Company of Ohio	59
Westfield Corporation, Inc	52
Synchrony Financial	48
Kroger	45
THE REA COMPANY	43

### Top Occupations with the Most Job Ads

Occupation	Ads
Accountants and Auditors	2,168
Management Analysts	1,424
Securities, Commodities, and Financial Services Sales Agents	1,169
Financial Managers	750
Financial and Investment Analysts	621
Claims Adjusters, Examiners, and Investigators	407
Compliance Officers	368
Loan Officers	323
Insurance Underwriters	269
Financial Specialists, All Other	234
Cost Estimators	211
Personal Financial Advisors	173
Financial Risk Specialists	160
Actuaries	149
Credit Analysts	120
Appraisers and Assessors of Real Estate	81
Tax Preparers	42
Loan Interviewers and Clerks	42
Financial Examiners	33
Budget Analysts	31
Credit Counselors	19
Financial Clerks, All Other	17
Insurance Appraisers, Auto Damage	16
Tax Examiners and Collectors, and Revenue Agents	7
Insurance Claims and Policy Processing Clerks	7
Appraisers of Personal and Business Property	1

EDITOR'S NOTE: This report is based on data provided by TalentNeuron, a global research and advisory company. Through this partnership, new data sources and improved methodologies are available to better understand occupational demand over time. This reflects a change from the methodology used to produce these reports prior to October 2023.

This information is a snapshot in time and may not represent long-term trends. Any of this data, including historical reports, may vary slightly over time, as minor revisions are continually made to this live database. Some ads may appear in two or more occupation codes and may be counted more than once. This information should be used in conjunction with local labor market information to analyze current occupational demand.

This data has not been seasonally adjusted. Sometimes seasonal adjustment is used to remove fluctuations in unemployment and labor force trends that normally occur with changes in the season. Seasonal variation in employment occurs for natural and institutional reasons, including reduced employment involving outdoor activities during winter, changes in labor force and unemployment levels with opening and closing of schools, and layoffs during the automobile model changeover period. Seasonal variations can also affect the number of online job ads, so over the year it will affect the data in this report.



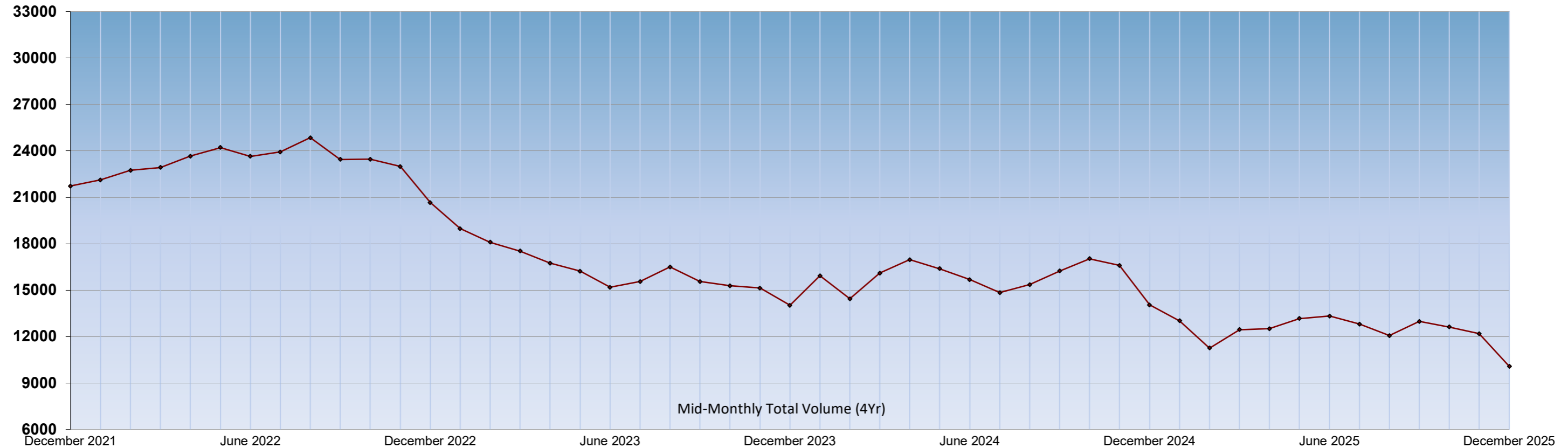
# Online Job Postings

## Hospitality/Services Job Function

December 2025

OhioMeansJobs.com

A total of 10,078 job openings were posted online from November 14, 2025, through December 13, 2025, for the hospitality/services job function. The graph below shows historical trends for ads posted over the last several years.



### Salary for Job Ads

Salary Range	Ads
Entry Level Jobs (less than \$30K)	26.3%
Middle Income Jobs (\$30K-\$49K)	55.0%
Upper Middle Income Jobs (\$50K-\$79K)	17.5%
High Income Jobs (\$80K-\$99K)	1.0%
Six Figure Jobs (\$100K+)	0.2%

### Education for Job Ads

Education Range	Ads
GED/High School	85.5%
Associate Level	7.5%
Bachelor's Degree	6.9%
Master's Degree	0.1%
Doctoral Degree	0.0%

### Top Certifications for Job Ads

Certifications	Ads
Driver's License	535
Esthetician and Cosmetology License	222
Food Safety Certification	171
Barber License	167
Occupational Safety & Health Administration Certification	115
ServSafe Certification	84
First Aid certification	80
Security clearance	49
National Registry of Food Safety Professionals	47
National Environmental Health Association	47

### Top Skills for Job Ads

Skills	Ads
Customer service	3,163
Cooking	2,548
Food safety	2,085
Operations	1,562
Supervision	1,337
Scheduling	1,197
Food preparation	1,093
Guest relations	1,006
Grilling	842
Guest service experience	834

### Top Employers with the Most Job Ads

Employer	Ads
Texas Roadhouse	344
Starbucks	318
PANDA RESTAURANT GROUP	302
Bob Evans Farms	294
Chipotle Mexican Grill	269
Aramark Corporation	257
Domino's Pizza	216
Pizza Hut	181
ULTA	179
AVI Foodsystems	174
Kroger	169
Trilogy Health Services	148
Sodexo Inc.	146
Carlson Building Maintenance Inc	141
Regis Corporation	123
Trilogy Management Services Ltd.	122
Subway	114
Chuck E. Cheese	102
Walmart	99
SPORT CLIPS	97
Petco	87
Penn Entertainment	84
Crescent Hospitality	68
Hilton Worldwide	62
Potbelly Sandwich Works	60
Papa John's	60
Love's Travel Stops	59
Shaner	58
Compass Group	57
BROOKDALE	55

### Top Occupations with the Most Job Ads

Occupation	Ads
First-Line Supervisors of Food Preparation and Serving Workers	1,830
Fast Food and Counter Workers	1,677
Janitors and Cleaners, Except Maids and Housekeeping Cleaners	1,015
Food Preparation Workers	734
Cooks, Restaurant	639
Maids and Housekeeping Cleaners	508
Waiters and Waitresses	442
Hairdressers, Hairstylists, and Cosmetologists	396
Cooks, Institution and Cafeteria	365
Dishwashers	329
Food Service Managers	284
Hotel, Motel, and Resort Desk Clerks	199
Dining Room and Cafeteria Attendants and Bartender Helpers	179
Animal Caretakers	139
Hosts and Hostesses, Restaurant, Lounge, and Coffee Shop	133
First-Line Supervisors of Housekeeping and Janitorial Workers	131
Chefs and Head Cooks	122
Recreation Workers	112
Bartenders	106
First-Line Supervisors of Personal Service Workers	89
Meeting, Convention, and Event Planners	76
Childcare Workers	75
Food Servers, Nonrestaurant	49
Residential Advisors	38
Amusement and Recreation Attendants	36
Concierges	36
Barbers	34
Ushers, Lobby Attendants, and Ticket Takers	33
Lodging Managers	29
Skincare Specialists	27

EDITOR'S NOTE: This report is based on data provided by TalentNeuron, a global research and advisory company. Through this partnership, new data sources and improved methodologies are available to better understand occupational demand over time. This reflects a change from the methodology used to produce these reports prior to October 2023.

This information is a snapshot in time and may not represent long-term trends. Any of this data, including historical reports, may vary slightly over time, as minor revisions are continually made to this live database. Some ads may appear in two or more occupation codes and may be counted more than once. This information should be used in conjunction with local labor market information to analyze current occupational demand.

This data has not been seasonally adjusted. Sometimes seasonal adjustment is used to remove fluctuations in unemployment and labor force trends that normally occur with changes in the season. Seasonal variation in employment occurs for natural and institutional reasons, including reduced employment involving outdoor activities during winter, changes in labor force and unemployment levels with opening and closing of schools, and layoffs during the automobile model changeover period. Seasonal variations can also affect the number of online job ads, so over the year it will affect the data in this report.



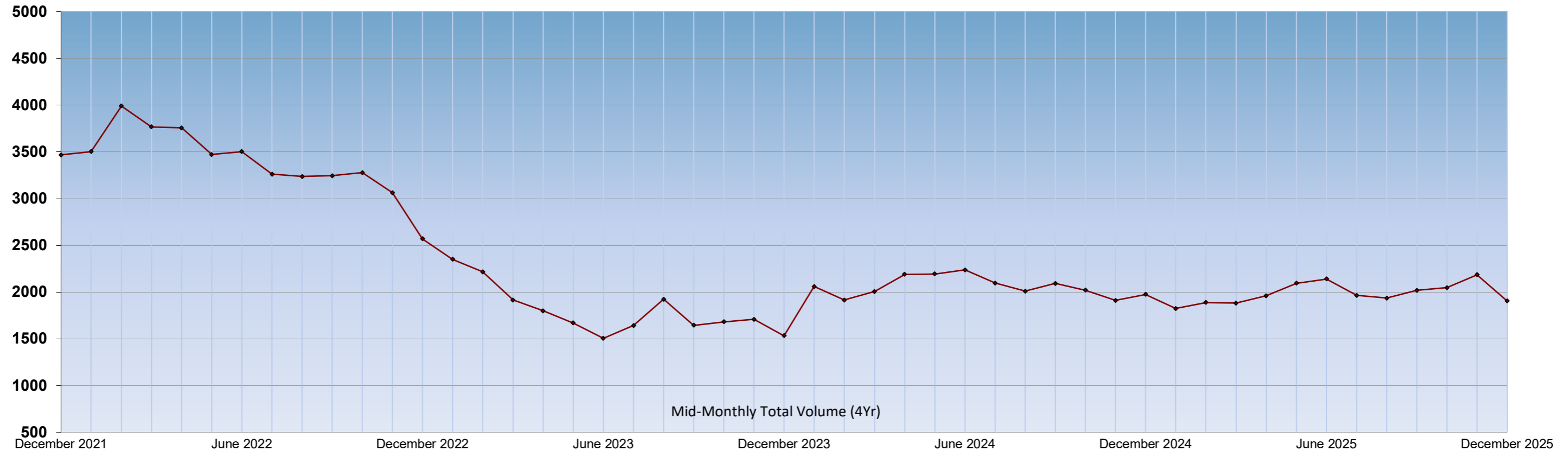
# Online Job Postings

## Human Resources Job Function

December 2025

OhioMeansJobs.com

A total of 1,905 job openings were posted online from November 14, 2025, through December 13, 2025, for the human resources job function. The graph below shows historical trends for ads posted over the last several years.



### Salary for Job Ads

Salary Range	Ads
Entry Level Jobs (less than \$30K)	0.1%
Middle Income Jobs (\$30K-\$49K)	10.2%
Upper Middle Income Jobs (\$50K-\$79K)	37.5%
High Income Jobs (\$80K-\$99K)	22.1%
Six Figure Jobs (\$100K+)	30.2%

### Education for Job Ads

Education Range	Ads
GED/High School	9.2%
Associate Level	7.2%
Bachelor's Degree	82.4%
Master's Degree	1.0%
Doctoral Degree	0.2%

### Top Certifications for Job Ads

Certifications	Ads
Driver's License	110
Society for Human Resource Management Certified Professional	94
Occupational Safety & Health Administration Certification	48
Society for Human Resource Management Senior Certified Professional	47
Security clearance	37
Certified Compensation Professional	33
Certified Payroll Professional	30
Certified Employee Benefits Specialist	16
Secret security clearance	15
Qualified 401(k) Administrator	14

### Top Skills for Job Ads

Skills	Ads
Human resources	585
Microsoft Office	490
Operations	468
Onboarding	342
Scheduling	339
Microsoft Excel	337
Best practices	316
Customer service	313
Recruiting	313
Employee Relations	308

### Top Employers with the Most Job Ads

Employer	Ads
Walmart	50
KPMG	31
Kroger	23
CareSource	22
Flightsafety	19
CBIZ Operations, Inc.	17
TOTAL QUALITY LOGISTICS	17
The Buckle Brand	16
Costco Wholesale Corporation	16
Vertiv Inc	12
Crowe Horwath LLP	12
TJX Companies	11
Elevance Health	11
Oracle	11
PNC Financial Services	11
Turner Construction Company	10
Parker Hannifin Corp	10
Sodexo Inc.	10
FirstEnergy	9
Tiffin University	9
The J.M. Smucker Company	9
UPS	9
Crown Equipment Corporation	9
DSV	9
GE Aerospace	9
Cushman & Wakefield	8
Trimble Navigation, LTD	8
Precision Castparts Corp.	8
Rumpke	7
Pearson	7

### Top Occupations with the Most Job Ads

Occupation	Ads
Training and Development Specialists	510
Human Resources Managers	461
Human Resources Specialists	365
Compensation, Benefits, and Job Analysis Specialists	200
Payroll and Timekeeping Clerks	165
Human Resources Assistants, Except Payroll and Timekeeping	113
Training and Development Managers	43
Compensation and Benefits Managers	22
Compliance Officers	19
Labor Relations Specialists	7

EDITOR'S NOTE: This report is based on data provided by TalentNeuron, a global research and advisory company. Through this partnership, new data sources and improved methodologies are available to better understand occupational demand over time. This reflects a change from the methodology used to produce these reports prior to October 2023.

This information is a snapshot in time and may not represent long-term trends. Any of this data, including historical reports, may vary slightly over time, as minor revisions are continually made to this live database. Some ads may appear in two or more occupation codes and may be counted more than once. This information should be used in conjunction with local labor market information to analyze current occupational demand.

This data has not been seasonally adjusted. Sometimes seasonal adjustment is used to remove fluctuations in unemployment and labor force trends that normally occur with changes in the season. Seasonal variation in employment occurs for natural and institutional reasons, including reduced employment involving outdoor activities during winter, changes in labor force and unemployment levels with opening and closing of schools, and layoffs during the automobile model changeover period. Seasonal variations can also affect the number of online job ads, so over the year it will affect the data in this report.



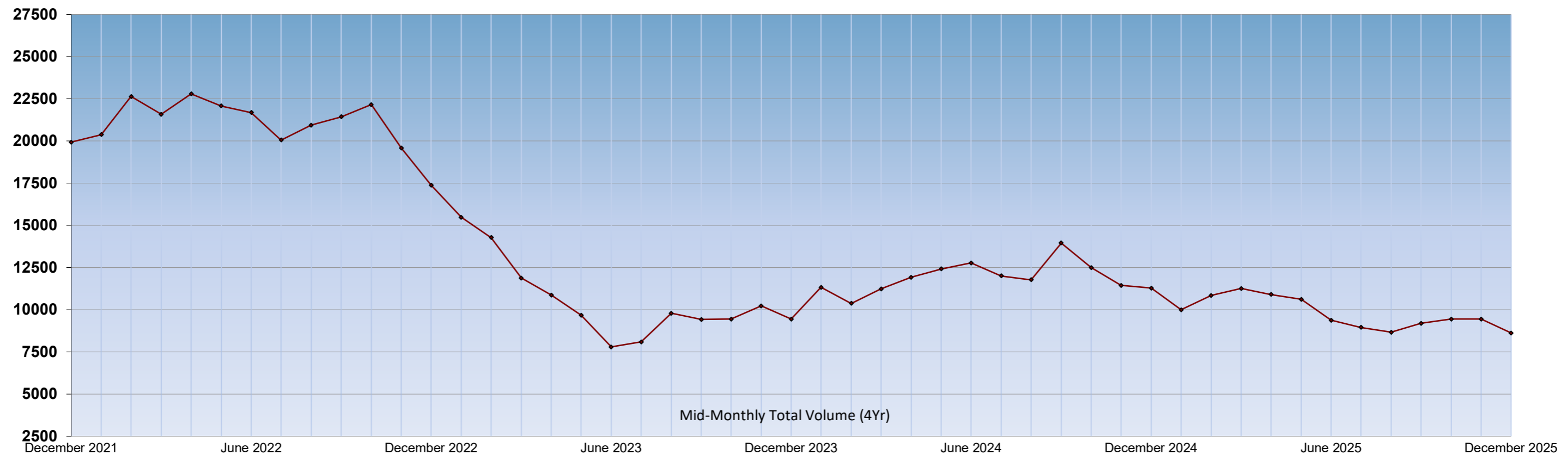
# Online Job Postings

## Information Technology Job Function

December 2025

OhioMeansJobs.com

A total of 8,628 job openings were posted online from November 14, 2025, through December 13, 2025, for the information technology job function. The graph below shows historical trends for ads posted over the last several years.



### Salary for Job Ads

Salary Range	Ads
Entry Level Jobs (less than \$30K)	0.0%
Middle Income Jobs (\$30K-\$49K)	1.6%
Upper Middle Income Jobs (\$50K-\$79K)	6.9%
High Income Jobs (\$80K-\$99K)	15.0%
Six Figure Jobs (\$100K+)	76.5%

### Education for Job Ads

Education Range	Ads
GED/High School	2.2%
Associate Level	6.8%
Bachelor's Degree	88.9%
Master's Degree	1.6%
Doctoral Degree	0.5%

### Top Certifications for Job Ads

Certifications	Ads
Secret security clearance	827
Security clearance	719
Driver's License	470
Top Secret Sensitive Compartmented Information	465
Certified Information Systems Security Professional	451
Top secret security clearance	320
SCI clearance	290
Cisco Certified Network Associate	218
Certified Information Security Manager	191
Project Management Professional	182

### Top Skills for Job Ads

Skills	Ads
Best practices	2,536
Operations	2,371
Automation	2,332
Databases	2,011
Python	1,909
SQL	1,894
Software development	1,879
Frameworks	1,788
Microsoft Azure	1,584
APIs	1,532

### Top Employers with the Most Job Ads

Employer	Ads
EOSITS	300
Modern Technology Solutions, Inc.	260
PNC Financial Services	222
Oracle	192
JPMorgan Chase & Co.	177
Ernst & Young	177
ATechStar	171
KPMG	152
Booz Allen Hamilton	122
slalom	104
KeyBank	101
Huntington National Bank	93
Rockwell Automation	90
McKesson	81
Huntington Ingalls Industries	80
Sherwin-Williams	73
CareSource	64
PricewaterhouseCoopers	62
Deloitte	61
Radiance Technologies	48
Vertiv Inc	46
GE Aerospace	46
Northrop Grumman	45
Farmers Insurance Group	44
Motorola Solutions	43
STERIS	39
Leidos	38
Defense Logistics Agency	37
Nationwide	36
codesbright	36

### Top Occupations with the Most Job Ads

Occupation	Ads
Software Developers	1,983
Computer Occupations, All Other	1,395
Computer Network Architects	871
Information Security Analysts	780
Network and Computer Systems Administrators	676
Database Architects	543
Computer and Information Systems Managers	458
Computer Systems Analysts	376
Computer User Support Specialists	341
Software Quality Assurance Analysts and Testers	311
Data Scientists	297
Web Developers	235
Computer Network Support Specialists	164
Web and Digital Interface Designers	89
Database Administrators	50
Market Research Analysts and Marketing Specialists	33
Computer Programmers	26

EDITOR'S NOTE: This report is based on data provided by TalentNeuron, a global research and advisory company. Through this partnership, new data sources and improved methodologies are available to better understand occupational demand over time. This reflects a change from the methodology used to produce these reports prior to October 2023.

This information is a snapshot in time and may not represent long-term trends. Any of this data, including historical reports, may vary slightly over time, as minor revisions are continually made to this live database. Some ads may appear in two or more occupation codes and may be counted more than once. This information should be used in conjunction with local labor market information to analyze current occupational demand.

This data has not been seasonally adjusted. Sometimes seasonal adjustment is used to remove fluctuations in unemployment and labor force trends that normally occur with changes in the season. Seasonal variation in employment occurs for natural and institutional reasons, including reduced employment involving outdoor activities during winter, changes in labor force and unemployment levels with opening and closing of schools, and layoffs during the automobile model changeover period. Seasonal variations can also affect the number of online job ads, so over the year it will affect the data in this report.



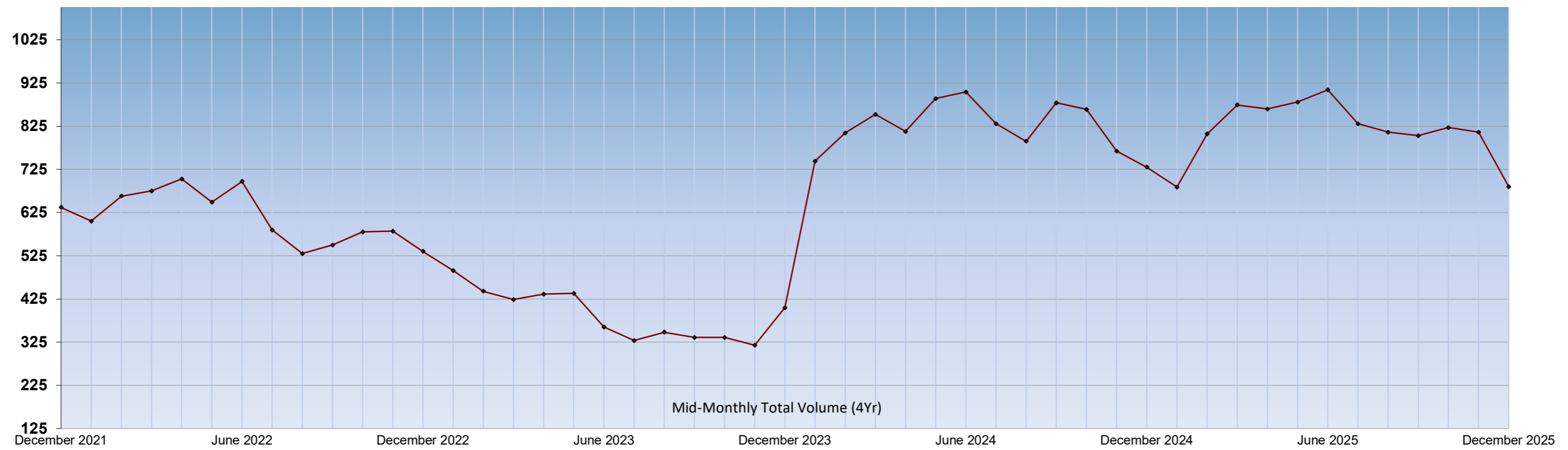
# Online Job Postings

Legal Job Function

December 2025

OhioMeansJobs.com

A total of 685 job openings were posted online from November 14, 2025, through December 13, 2025, for the legal job function. The graph below shows historical trends for ads posted over the last several years.



### Salary for Job Ads

Salary Range	Ads
Entry Level Jobs (less than \$30K)	0.0%
Middle Income Jobs (\$30K-\$49K)	2.0%
Upper Middle Income Jobs (\$50K-\$79K)	20.0%
High Income Jobs (\$80K-\$99K)	15.6%
Six Figure Jobs (\$100K+)	62.3%

### Education for Job Ads

Education Range	Ads
GED/High School	7.3%
Associate Level	8.8%
Bachelor's Degree	17.8%
Master's Degree	4.7%
Doctoral Degree	61.5%

### Top Certifications for Job Ads

Certifications	Ads
Driver's License	27
American Bar Association	10
Security clearance	9
Certified Legal Manager	5
Occupational Safety & Health Administration Certification	4
State insurance license	4
Secret security clearance	3
National Court Reporters Association	3
Certified Paralegal	3
First Aid certification	2

### Top Skills for Job Ads

Skills	Ads
Counseling	294
Microsoft Office	117
Advising	108
Customer service	100
Legal Support	83
Legal Services	78
Supervision	74
Filing	72
Legal risk	71
Juris	69

### Top Employers with the Most Job Ads

Employer	Ads
First American Financial Corporation	37
Dinsmore & Shohl LLP	25
Akron Children's Hospital	16
GEICO Inc.	12
Taft Stettinius & Hollister LLP	12
KPMG	9
Nationwide	9
Elevance Health	8
HIKINEX	8
Vorys, Sater, Seymour & Pease	8
Thompson Hine LLP	8
LEGAL AID OF WESTERN OHIO	8
Immigration and Customs Enforcement	6
HAMILTON COUNTY, OHIO	6
Ub Greensfelder Llp	6
GE Aerospace	6
Huntington National Bank	6
Exec. Office for U.S. Attorneys and the Office of the U.S. Attorneys	6
State of Ohio, ATTORNEY GENERAL	6
Ohio Department of Aging	6
State of Ohio, Public Defender Commission	5
The Nemecek Firm, Ltd.	5
Baker & Hostetler LLP	5
Crowe Horwath LLP	5
University of Cincinnati	5
JPMorgan Chase & Co.	5
State of Ohio	4
AmerisourceBergen	4
Oracle	4
Advocates for Basic Legal Equality, Inc. (ABLE)	4

### Top Occupations with the Most Job Ads

Occupation	Ads
Lawyers	522
Paralegals and Legal Assistants	97
Title Examiners, Abstractors, and Searchers	41
Legal Secretaries and Administrative Assistants	8
Court Reporters and Simultaneous Captioners	7
Legal Support Workers, All Other	4
Administrative Law Judges, Adjudicators, and Hearing Officers	3
Judicial Law Clerks	1
Arbitrators, Mediators, and Conciliators	1
Judges, Magistrate Judges, and Magistrates	1

EDITOR'S NOTE: This report is based on data provided by TalentNeuron, a global research and advisory company. Through this partnership, new data sources and improved methodologies are available to better understand occupational demand over time. This reflects a change from the methodology used to produce these reports prior to October 2023.

This information is a snapshot in time and may not represent long-term trends. Any of this data, including historical reports, may vary slightly over time, as minor revisions are continually made to this live database. Some ads may appear in two or more occupation codes and may be counted more than once. This information should be used in conjunction with local labor market information to analyze current occupational demand.

This data has not been seasonally adjusted. Sometimes seasonal adjustment is used to remove fluctuations in unemployment and labor force trends that normally occur with changes in the season. Seasonal variation in employment occurs for natural and institutional reasons, including reduced employment involving outdoor activities during winter, changes in labor force and unemployment levels with opening and closing of schools, and layoffs during the automobile model changeover period. Seasonal variations can also affect the number of online job ads, so over the year it will affect the data in this report.



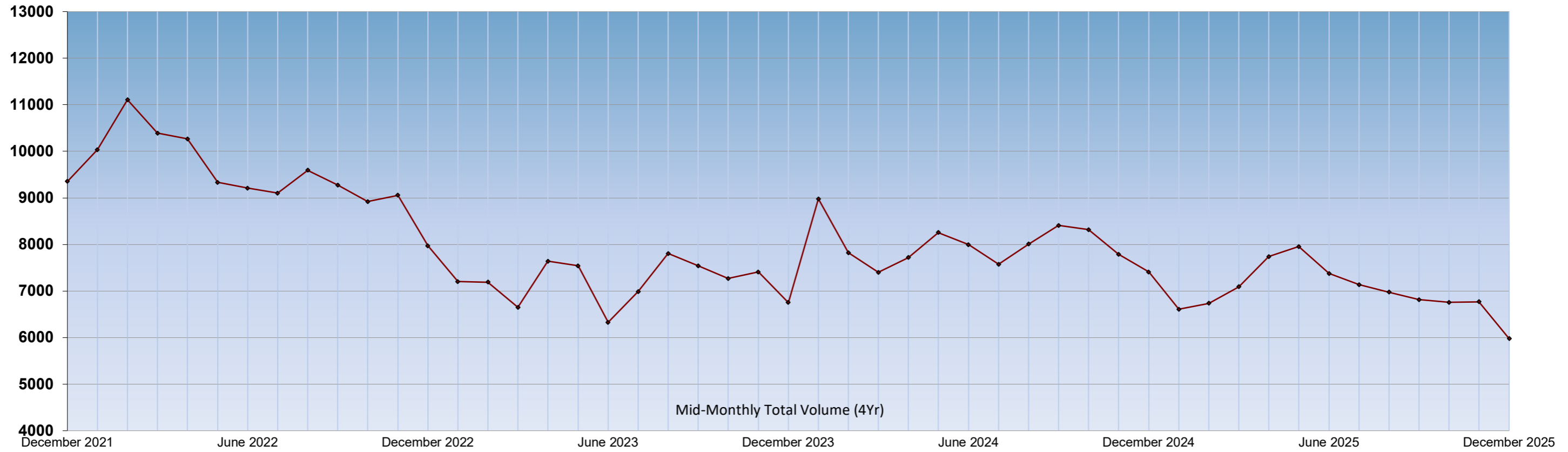
# Online Job Postings

## Maintenance/Repair Job Function

December 2025

OhioMeansJobs.com

A total of 5,977 job openings were posted online from November 14, 2025, through December 13, 2025, for the maintenance/repair job function. The graph below shows historical trends for ads posted over the last several years.



### Salary for Job Ads

Salary Range	Ads
Entry Level Jobs (less than \$30K)	0.1%
Middle Income Jobs (\$30K-\$49K)	21.7%
Upper Middle Income Jobs (\$50K-\$79K)	58.4%
High Income Jobs (\$80K-\$99K)	16.4%
Six Figure Jobs (\$100K+)	3.4%

### Education for Job Ads

Education Range	Ads
GED/High School	66.5%
Associate Level	24.8%
Bachelor's Degree	8.4%
Master's Degree	0.3%
Doctoral Degree	0.0%

### Top Certifications for Job Ads

Certifications	Ads
Driver's License	2,614
Occupational Safety & Health Administration Certification	741
Commercial Driver's License	529
Automotive Service Excellence	513
EPA certification	476
DOT Medical card	214
Class A Commercial Drivers License	193
HVAC Certification	160
HAZMAT	143
National Electrical Code	96

### Top Skills for Job Ads

Skills	Ads
Operations	1,334
HVAC	1,216
Hand tools	1,068
Scheduling	946
Customer service	896
Computer usage (basic)	872
Schematics	864
Power tools	709
Pneumatics	701
Electrical systems	557

### Top Employers with the Most Job Ads

Employer	Ads
Walmart	155
Carvana	154
Manheim Remarketing	81
Rumpke	79
Love's Travel Stops	67
Cushman & Wakefield	67
Valvoline	67
Afrin Property Solutions LLC	65
MasTec, Inc.	61
Spectrum	55
JLL	54
White Water Express Car Wash	53
ABX AIR	46
Mavis Discount Tire	45
Cox Communications	42
Sunbelt Rentals	40
Ryder	39
Schaeffler Group	38
Home Depot	37
CBRE	33
CertaSite	29
DISH Network Corporation	29
Crash Champions LLC	29
Rush Enterprises, Inc.	28
FedEx Express	27
Ohio State University Wexner Medical Center	26
Tremco	26
Cedar Point	25
Halcore Group	25
MOBILITY WORKS	24

### Top Occupations with the Most Job Ads

Occupation	Ads
Maintenance and Repair Workers, General	2,134
Bus and Truck Mechanics and Diesel Engine Specialists	566
First-Line Supervisors of Mechanics, Installers, and Repairers	520
Industrial Machinery Mechanics	473
Automotive Service Technicians and Mechanics	320
Heating, Air Conditioning, and Refrigeration Mechanics and Installers	266
Electrical and Electronics Repairers, Powerhouse, Substation, and Relay	225
Telecommunications Equipment Installers & Repairers, Except Line Installers	212
Automotive Body and Related Repairers	204
Medical Equipment Repairers	122
Cleaners of Vehicles and Equipment	102
Aircraft Mechanics and Service Technicians	89
Electrical and Electronics Repairers, Commercial and Industrial Equipment	86
Tire Repairers and Changers	80
Telecommunications Line Installers and Repairers	70
Mobile Heavy Equipment Mechanics, Except Engines	69
Security and Fire Alarm Systems Installers	68
Electric Motor, Power Tool, and Related Repairers	59
Home Appliance Repairers	36
Maintenance Workers, Machinery	36
Electrical Power-Line Installers and Repairers	26
Installation, Maintenance, and Repair Workers, All Other	26
Electronic Equipment Installers and Repairers, Motor Vehicles	24
Electrical and Electronics Installers and Repairers, Transportation Equipment	19
Control and Valve Installers and Repairers, Except Mechanical Door	19
Helpers--Installation, Maintenance, and Repair Workers	18
Computer, Automated Teller, and Office Machine Repairers	15
Mechanical Door Repairers	14
Avionics Technicians	13
Precision Instrument and Equipment Repairers, All Other	10

EDITOR'S NOTE: This report is based on data provided by TalentNeuron, a global research and advisory company. Through this partnership, new data sources and improved methodologies are available to better understand occupational demand over time. This reflects a change from the methodology used to produce these reports prior to October 2023.

This information is a snapshot in time and may not represent long-term trends. Any of this data, including historical reports, may vary slightly over time, as minor revisions are continually made to this live database. Some ads may appear in two or more occupation codes and may be counted more than once. This information should be used in conjunction with local labor market information to analyze current occupational demand.

This data has not been seasonally adjusted. Sometimes seasonal adjustment is used to remove fluctuations in unemployment and labor force trends that normally occur with changes in the season. Seasonal variation in employment occurs for natural and institutional reasons, including reduced employment involving outdoor activities during winter, changes in labor force and unemployment levels with opening and closing of schools, and layoffs during the automobile model changeover period. Seasonal variations can also affect the number of online job ads, so over the year it will affect the data in this report.



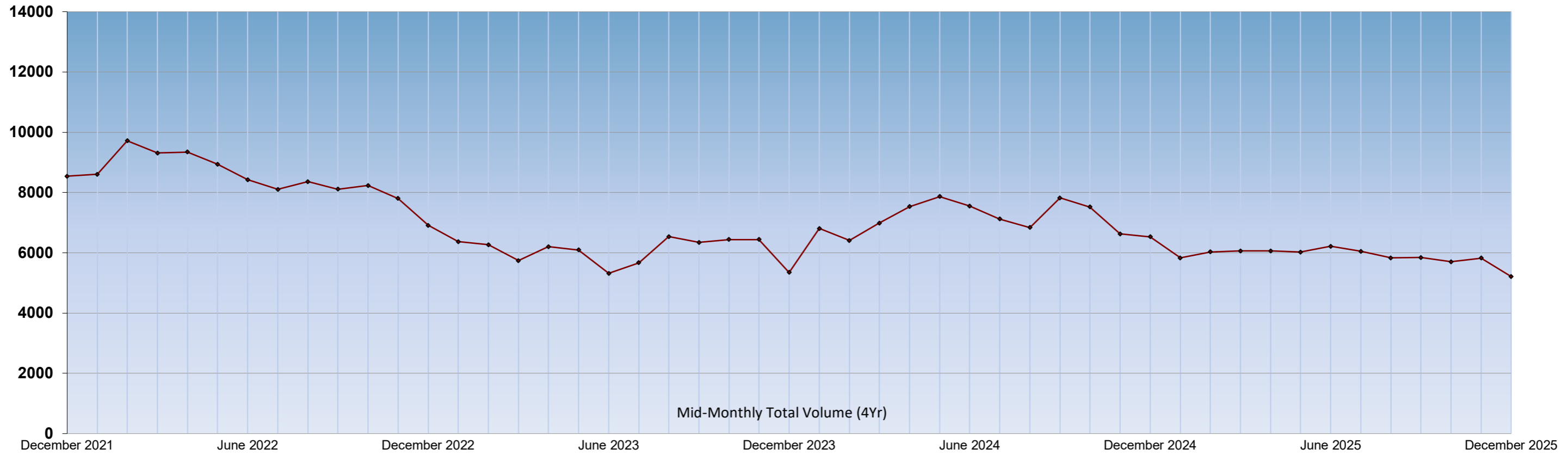
# Online Job Postings

## Manufacturing/Resources Job Function

December 2025

OhioMeansJobs.com

A total of 5,211 job openings were posted online from November 14, 2025, through December 13, 2025, for the manufacturing/resources job function. The graph below shows historical trends for ads posted over the last several years.



### Salary for Job Ads

Salary Range	Ads
Entry Level Jobs (less than \$30K)	1.0%
Middle Income Jobs (\$30K-\$49K)	47.3%
Upper Middle Income Jobs (\$50K-\$79K)	28.7%
High Income Jobs (\$80K-\$99K)	14.2%
Six Figure Jobs (\$100K+)	8.9%

### Education for Job Ads

Education Range	Ads
GED/High School	72.4%
Associate Level	8.0%
Bachelor's Degree	18.8%
Master's Degree	0.8%
Doctoral Degree	0.0%

### Top Certifications for Job Ads

Certifications	Ads
Occupational Safety & Health Administration Certification	337
Driver's License	293
HAZMAT	99
Forklift certification	78
First Aid certification	51
Security clearance	44
American Society of Mechanical Engineers	33
American Institute of Baking	30
IPC-A-610 Acceptability of Electronic Assemblies	29
Six Sigma Green Belt	26

### Top Skills for Job Ads

Skills	Ads
Operations	1,937
Mathematics	1,126
Continuous improvement	1,065
Scheduling	886
Supervision	860
Quality Standards	816
Computer usage (basic)	721
Personal protective equipment	655
Forklifts	593
Hand tools	575

### Top Employers with the Most Job Ads

Employer	Ads
Sealed Air Corporation	89
Ppg Industries	66
GE Aerospace	65
Precision Castparts Corp.	64
RESILIENCE US INC	55
Banta Global Turnkey	45
Vertiv Inc	44
STERIS	44
Peter Cremer North America	43
Schaeffler Group	39
Tremco	39
Cintas	38
Rittal Corporation	37
Parker Hannifin Corp	35
The Campbell's Company	32
WISCONSIN LABEL CORPORATION	31
Meijer	31
STANDARDAERO BUSINESS AVIATION SERVICES LLC	31
Lincoln Electric Company	30
Airgas Inc.	29
Shearer's Foods	28
FedEx Express	27
Stanley Black & Decker	27
Avery Dennison Corporation	27
Signet Jewelers	26
Dairy Farmers of America	26
Oldcastle	26
Fiat Chrysler Automobiles	26
Walgreens	26
Kennametal, Inc.	25

### Top Occupations with the Most Job Ads

Occupation	Ads
First-Line Supervisors of Production and Operating Workers	1,163
Packaging and Filling Machine Operators and Tenders	584
Production Workers, All Other	410
Industrial Production Managers	405
Inspectors, Testers, Sorters, Samplers, and Weighers	332
Machinists	259
Helpers--Production Workers	241
Welders, Cutters, Solderers, and Brazers	187
Computer Numerically Controlled Tool Operators	154
Electrical and Electronic Equipment Assemblers	84
Assemblers and Fabricators, All Other	79
Printing Press Operators	77
Electromechanical Equipment Assemblers	71
Agricultural Equipment Operators	68
Mold, Core, & Cast Machine Setters, Operators, & Tenders, Metal & Plastic	68
Bakers	56
Coating, Painting, and Spraying Machine Setters, Operators, and Tenders	52
Butchers and Meat Cutters	49
Food Batchmakers	39
Cutting, Punching, & Press Machine Setters, Operators, & Tenders, Metal & Plastic	38
Mixing and Blending Machine Setters, Operators, and Tenders	38
Meat, Poultry, and Fish Cutters and Trimmers	33
Water and Wastewater Treatment Plant and System Operators	32
Team Assemblers	31
Jewelers and Precious Stone and Metal Workers	30
Cleaning, Washing, and Metal Pickling Equipment Operators and Tenders	30
Farmworkers and Laborers, Crop, Nursery, and Greenhouse	29
Photographic Process Workers and Processing Machine Operators	28
Tool and Die Makers	26
Farmworkers, Farm, Ranch, and Aquacultural Animals	25

EDITOR'S NOTE: This report is based on data provided by TalentNeuron, a global research and advisory company. Through this partnership, new data sources and improved methodologies are available to better understand occupational demand over time. This reflects a change from the methodology used to produce these reports prior to October 2023.

This information is a snapshot in time and may not represent long-term trends. Any of this data, including historical reports, may vary slightly over time, as minor revisions are continually made to this live database. Some ads may appear in two or more occupation codes and may be counted more than once. This information should be used in conjunction with local labor market information to analyze current occupational demand.

This data has not been seasonally adjusted. Sometimes seasonal adjustment is used to remove fluctuations in unemployment and labor force trends that normally occur with changes in the season. Seasonal variation in employment occurs for natural and institutional reasons, including reduced employment involving outdoor activities during winter, changes in labor force and unemployment levels with opening and closing of schools, and layoffs during the automobile model changeover period. Seasonal variations can also affect the number of online job ads, so over the year it will affect the data in this report.



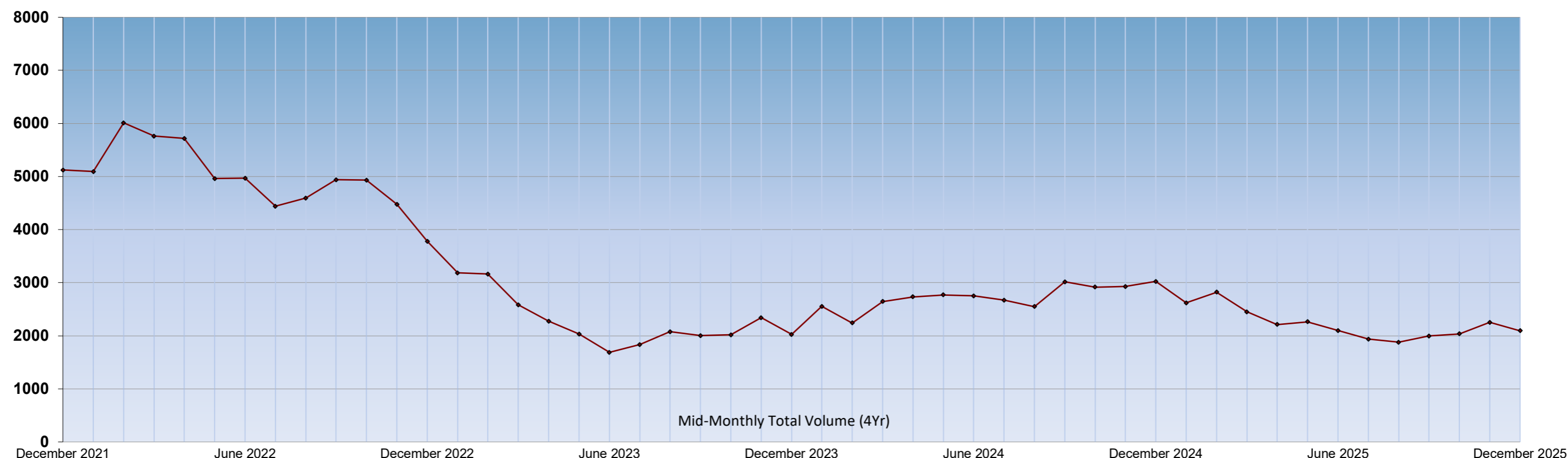
# Online Job Postings

## Marketing/Public Relations Job Function

December 2025

OhioMeansJobs.com

A total of 2,096 job openings were posted online from November 14, 2025, through December 13, 2025, for the marketing/public relations job function. The graph below shows historical trends for ads posted over the last several years.



### Salary for Job Ads

Salary Range	Ads
Entry Level Jobs (less than \$30K)	0.0%
Middle Income Jobs (\$30K-\$49K)	1.7%
Upper Middle Income Jobs (\$50K-\$79K)	20.1%
High Income Jobs (\$80K-\$99K)	28.6%
Six Figure Jobs (\$100K+)	49.6%

### Education for Job Ads

Education Range	Ads
GED/High School	1.1%
Associate Level	1.0%
Bachelor's Degree	96.1%
Master's Degree	1.5%
Doctoral Degree	0.2%

### Top Certifications for Job Ads

Certifications	Ads
Driver's License	94
Certified Public Accountant	34
Certified Marketing Specialist	24
Financial Industry Regulatory Authority	23
Certified Property Casualty Underwriter	15
Data Encryption Standard	12
Project Management Professional	10
Accredited Business Communicator	9
Certified Corporate FP&A Professional	8
Certified Purchasing Manager	7

### Top Skills for Job Ads

Skills	Ads
Marketing	1,365
Project management	493
Operations	446
Best practices	398
Product management	389
Microsoft Office	348
Microsoft PowerPoint	347
Key Performance Indicators	343
Marketing strategy	340
Customer relationship management	334

### Top Employers with the Most Job Ads

Employer	Ads
JPMorgan Chase & Co.	58
Vertiv Inc	52
KeyBank	47
DIRECTIVES, INC.	39
The J.M. Smucker Company	39
Kroger	31
Manheim Remarketing	31
Ernst & Young	27
Oracle	26
KPMG	24
Sherwin-Williams	19
Rockwell Automation	19
McKesson	18
Farmers Insurance Group	17
Abbott Laboratories	16
Healthcare Services Group	16
LexisNexis	16
PNC Financial Services	15
Westfield Corporation, Inc	15
abe	15
Synchrony Financial	15
American Greetings Corporation	15
Elevance Health	14
Abercrombie & Fitch	14
slalom	13
OHIO State University	12
The Scotts Company	12
Nationwide	12
Advantage Solutions Group, Inc.	12
CHILDREN'S HOSPITAL MEDICAL CENTER	11

### Top Occupations with the Most Job Ads

Occupation	Ads
Market Research Analysts and Marketing Specialists	1,363
Marketing Managers	486
Fundraising Managers	123
Public Relations Managers	93
Fundraisers	20
Advertising and Promotions Managers	11

EDITOR'S NOTE: This report is based on data provided by TalentNeuron, a global research and advisory company. Through this partnership, new data sources and improved methodologies are available to better understand occupational demand over time. This reflects a change from the methodology used to produce these reports prior to October 2023.

This information is a snapshot in time and may not represent long-term trends. Any of this data, including historical reports, may vary slightly over time, as minor revisions are continually made to this live database. Some ads may appear in two or more occupation codes and may be counted more than once. This information should be used in conjunction with local labor market information to analyze current occupational demand.

This data has not been seasonally adjusted. Sometimes seasonal adjustment is used to remove fluctuations in unemployment and labor force trends that normally occur with changes in the season. Seasonal variation in employment occurs for natural and institutional reasons, including reduced employment involving outdoor activities during winter, changes in labor force and unemployment levels with opening and closing of schools, and layoffs during the automobile model changeover period. Seasonal variations can also affect the number of online job ads, so over the year it will affect the data in this report.



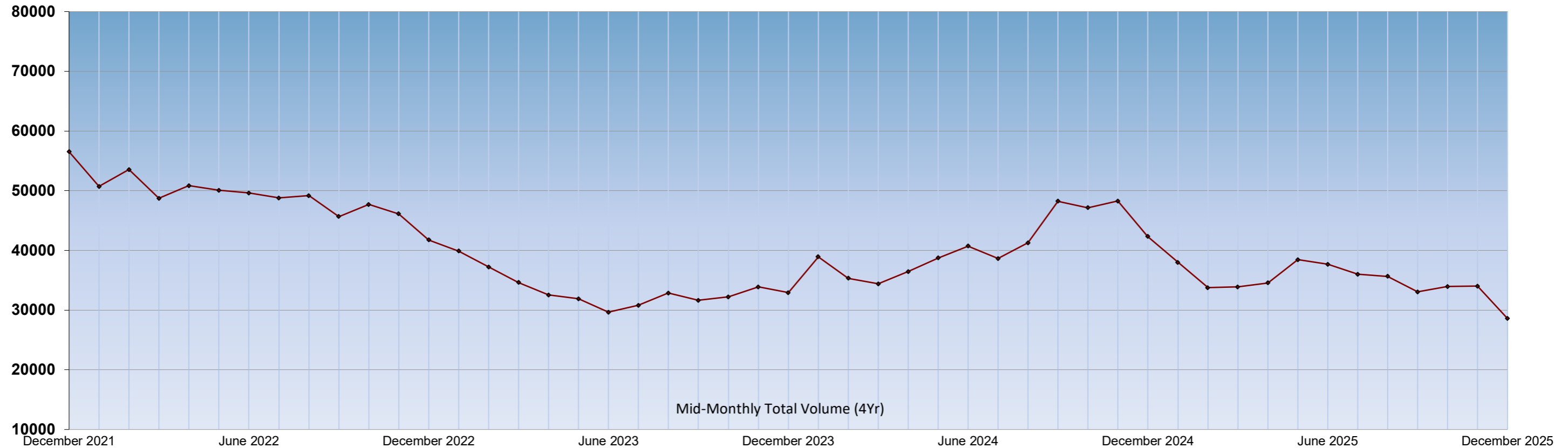
# Online Job Postings

## Medical/Health Job Function

December 2025

OhioMeansJobs.com

A total of 28,586 job openings were posted online from November 14, 2025, through December 13, 2025, for the medical/health job function. The graph below shows historical trends for ads posted over the last several years.



### Salary for Job Ads

Salary Range	Ads
Entry Level Jobs (less than \$30K)	0.8%
Middle Income Jobs (\$30K-\$49K)	21.2%
Upper Middle Income Jobs (\$50K-\$79K)	26.0%
High Income Jobs (\$80K-\$99K)	17.3%
Six Figure Jobs (\$100K+)	34.7%

### Education for Job Ads

Education Range	Ads
GED/High School	18.9%
Associate Level	19.2%
Bachelor's Degree	33.6%
Master's Degree	10.2%
Doctoral Degree	18.0%

### Top Certifications for Job Ads

Certifications	Ads
Basic Life Support	6,950
Certified Registered Nurse	5,825
Certification in Cardiopulmonary Resuscitation	3,927
Driver's License	2,624
Advanced Cardiac Life Support	2,331
Board Certified	2,107
Licensed Practical Nurse	1,818
Pediatric Advanced Life Support	1,183
Board Eligible	835
Certified in Long Term Care	805

### Top Skills for Job Ads

Skills	Ads
Care plans	4,201
Cardiopulmonary resuscitation	3,960
Customer service	3,936
Supervision	3,889
Scheduling	3,871
Life support	3,687
Operations	3,294
Electronic medical records	3,044
Computer usage (basic)	2,277
Teaching	2,244

### Top Employers with the Most Job Ads

Employer	Ads
Cleveland Clinic	1,599
University Hospitals	1,592
MERCY HEALTH	1,255
CHILDREN'S HOSPITAL MEDICAL CENTER	823
Bon Secours Health System	738
Ohio State University Wexner Medical Center	674
Walgreens	540
LHC Group	513
Akron Children's Hospital	451
Vetted Health	360
Akron Children's	353
Trilogy Management Services Ltd.	343
Vetted	341
Trilogy Health Services	313
Ohiohealth	311
CVS Health	290
METRO HEALTH	271
Veterans Health Administration	260
Optum	258
Promedica	257
Blanchard Valley Health System	254
Kettering Health	239
UC Health	218
Encompass Health Rehab. Hospital of North Alabama (Huntsville)	215
Kroger	203
University of Toledo	198
Trinity Health	194
Aultman Health Foundation	182
Nationwide Children's Hospital	180
National Church Residences	162

### Top Occupations with the Most Job Ads

Occupation	Ads
Registered Nurses	6,330
Medical Assistants	1,328
Nursing Assistants	1,293
Physicians, All Other	1,221
Licensed Practical and Licensed Vocational Nurses	1,165
Nurse Practitioners	985
Pharmacy Technicians	975
Pharmacists	952
Medical and Health Services Managers	928
Personal Care Aides	801
Medical Secretaries and Administrative Assistants	776
Radiologic Technologists and Technicians	771
Physical Therapists	677
Speech-Language Pathologists	636
Family Medicine Physicians	523
Occupational Therapists	473
Respiratory Therapists	443
Phlebotomists	378
Mental Health and Substance Abuse Social Workers	352
Occupational Health and Safety Specialists	325
Home Health Aides	288
Obstetricians and Gynecologists	256
Physician Assistants	235
General Internal Medicine Physicians	232
Psychiatrists	228
Medical Equipment Preparers	225
Medical and Clinical Laboratory Technicians	224
Medical and Clinical Laboratory Technologists	212
Medical Records Specialists	209
Cardiovascular Technologists and Technicians	203

EDITOR'S NOTE: This report is based on data provided by TalentNeuron, a global research and advisory company. Through this partnership, new data sources and improved methodologies are available to better understand occupational demand over time. This reflects a change from the methodology used to produce these reports prior to October 2023.

This information is a snapshot in time and may not represent long-term trends. Any of this data, including historical reports, may vary slightly over time, as minor revisions are continually made to this live database. Some ads may appear in two or more occupation codes and may be counted more than once. This information should be used in conjunction with local labor market information to analyze current occupational demand.

This data has not been seasonally adjusted. Sometimes seasonal adjustment is used to remove fluctuations in unemployment and labor force trends that normally occur with changes in the season. Seasonal variation in employment occurs for natural and institutional reasons, including reduced employment involving outdoor activities during winter, changes in labor force and unemployment levels with opening and closing of schools, and layoffs during the automobile model changeover period. Seasonal variations can also affect the number of online job ads, so over the year it will affect the data in this report.



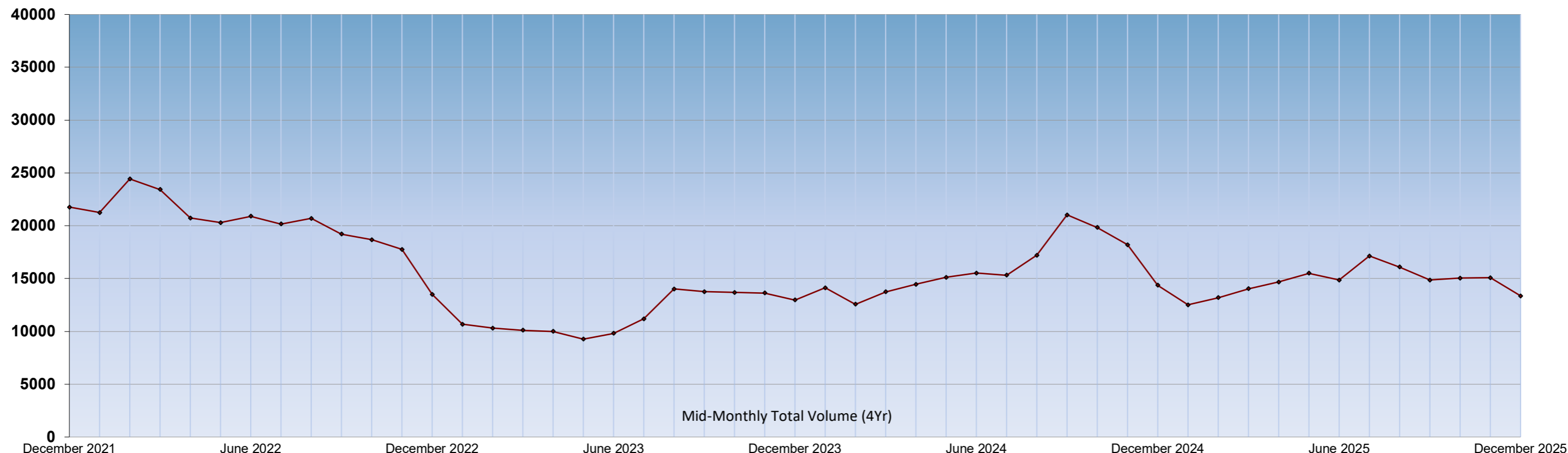
# Online Job Postings

## Operations/Logistics Job Function

December 2025

OhioMeansJobs.com

A total of 13,354 job openings were posted online from November 14, 2025, through December 13, 2025, for the operations/logistics job function. The graph below shows historical trends for ads posted over the last several years.



### Salary for Job Ads

Salary Range	Ads
Entry Level Jobs (less than \$30K)	1.2%
Middle Income Jobs (\$30K-\$49K)	38.3%
Upper Middle Income Jobs (\$50K-\$79K)	43.1%
High Income Jobs (\$80K-\$99K)	11.0%
Six Figure Jobs (\$100K+)	6.3%

### Education for Job Ads

Education Range	Ads
GED/High School	34.4%
Associate Level	52.9%
Bachelor's Degree	12.6%
Master's Degree	0.1%
Doctoral Degree	0.0%

### Top Certifications for Job Ads

Certifications	Ads
Commercial Driver's License	7,943
Class A Commercial Drivers License	6,544
Driver's License	3,066
HAZMAT	1,808
Tanker and Hazmat Endorsement	1,119
DOT Medical card	835
Class B Commercial Driver's License	401
Occupational Safety & Health Administration Certification	287
International Federation of Technical Analysts	117
Transportation Worker Identification Credential	115

### Top Skills for Job Ads

Skills	Ads
Customer service	1,985
Operations	1,813
Tractor-trailers	1,737
Scheduling	982
Supply chain	916
Forklifts	890
Mathematics	652
OTR Driving Experience	635
Shipping	613
Computer usage (basic)	612

### Top Employers with the Most Job Ads

Employer	Ads
MORAN TRANSPORTATION CORP.	619
Western Express	495
Driveline Solutions	443
FedEx Express	403
MOVING SOLUTIONS	345
Marten Transport	270
CRETE CARRIER CORPORATION	265
Domino's Pizza	210
UPS	194
Truck One	189
CRST, The Transportation Solution	165
Fastenal	151
Ryder	144
HOGAN TRUCK LEASING	124
Schneider National	114
Mclane Company	112
Store and Haul Trucking	112
MNH Truck Leasing	111
Forward Corporation	103
BobCat Transport	100
American Driver	99
Rumpke	98
Grammer Logistics	96
Ikolaha Group	85
US Foods	82
Zachrich Trucking, Inc.	79
Walmart	77
DSV	76
Gordon Food Service	70
U.S. Xpress	67

### Top Occupations with the Most Job Ads

Occupation	Ads
Heavy and Tractor-Trailer Truck Drivers	7,461
Light Truck Drivers	1,110
Laborers and Freight, Stock, and Material Movers, Hand	888
Driver/Sales Workers	779
Logisticians	678
First-Line Supervisors of Material-Moving Machine and Vehicle Operators	406
Purchasing Agents, Except Wholesale, Retail, and Farm Products	336
Bus Drivers, School	298
Industrial Truck and Tractor Operators	298
Operations Research Analysts	147
Purchasing Managers	140
Transportation, Storage, and Distribution Managers	120
Refuse and Recyclable Material Collectors	89
Packers and Packagers, Hand	66
Transportation Inspectors	62
Tank Car, Truck, and Ship Loaders	62
Shuttle Drivers and Chauffeurs	54
Parking Attendants	43
Wholesale and Retail Buyers, Except Farm Products	26
Postmasters and Mail Superintendents	24
Air Crew Members	24
Cargo and Freight Agents	20
Aircraft Cargo Handling Supervisors	19
Bus Drivers, Transit and Intercity	18
Commercial Pilots	17
Automotive and Watercraft Service Attendants	17
Aircraft Service Attendants	17
Couriers and Messengers	15
Motor Vehicle Operators, All Other	15
Transportation Security Screeners	14

EDITOR'S NOTE: This report is based on data provided by TalentNeuron, a global research and advisory company. Through this partnership, new data sources and improved methodologies are available to better understand occupational demand over time. This reflects a change from the methodology used to produce these reports prior to October 2023.

This information is a snapshot in time and may not represent long-term trends. Any of this data, including historical reports, may vary slightly over time, as minor revisions are continually made to this live database. Some ads may appear in two or more occupation codes and may be counted more than once. This information should be used in conjunction with local labor market information to analyze current occupational demand.

This data has not been seasonally adjusted. Sometimes seasonal adjustment is used to remove fluctuations in unemployment and labor force trends that normally occur with changes in the season. Seasonal variation in employment occurs for natural and institutional reasons, including reduced employment involving outdoor activities during winter, changes in labor force and unemployment levels with opening and closing of schools, and layoffs during the automobile model changeover period. Seasonal variations can also affect the number of online job ads, so over the year it will affect the data in this report.



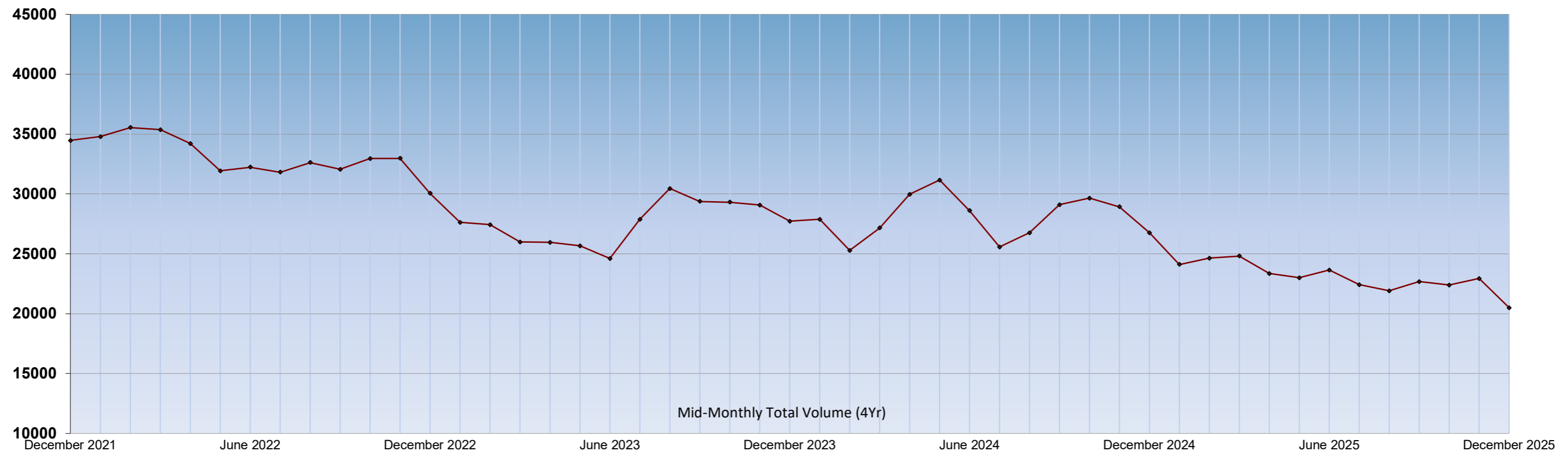
# Online Job Postings

## Sales/Business Development Job Functions

December 2025

OhioMeansJobs.com

A total of 20,506 job openings were posted online from November 14, 2025, through December 13, 2025, for the sales/business development job function. The graph below shows historical trends for ads posted over the last several years.



### Salary for Job Ads

Salary Range	Ads
Entry Level Jobs (less than \$30K)	18.5%
Middle Income Jobs (\$30K-\$49K)	28.8%
Upper Middle Income Jobs (\$50K-\$79K)	29.1%
High Income Jobs (\$80K-\$99K)	10.6%
Six Figure Jobs (\$100K+)	13.1%

### Education for Job Ads

Education Range	Ads
GED/High School	70.0%
Associate Level	2.6%
Bachelor's Degree	27.1%
Master's Degree	0.2%
Doctoral Degree	0.1%

### Top Certifications for Job Ads

Certifications	Ads
Driver's License	2,485
Automotive Service Excellence	142
State insurance license	138
Insurance License	109
Occupational Safety & Health Administration Certification	91
First Aid certification	89
Esthetician and Cosmetology License	74
HAZMAT	72
Nationwide Mortgage Licensing System	37
Financial Industry Regulatory Authority	30

### Top Skills for Job Ads

Skills	Ads
Customer service	11,863
Customer experience	4,334
Operations	4,306
Sales experience / ability	3,724
Cash registers	3,660
Scheduling	3,507
Mathematics	3,396
Merchandising	3,366
Customer satisfaction	3,251
Supervision	2,859

### Top Employers with the Most Job Ads

Employer	Ads
The Dollar General	1,819
Walmart	791
Kroger	669
Emergent Financial Group	462
Dollar Tree Stores, Inc.	431
Walgreens	405
Home Depot	395
TJX Companies	284
Meijer	277
Lowe's	272
Spectrum	257
ULTA	224
Kohl's Corporation	181
Sally Beauty	180
Sherwin-Williams	167
Gordon Food Service	165
T.j. Maxx	164
Macy's	159
Bath & Body Works	150
Abercrombie & Fitch	124
Goodwill Industries	111
Petco	109
Domino's Pizza	101
COSMOPROF	101
Tapestry Inc	99
TOTAL QUALITY LOGISTICS	96
O'Reilly Auto Parts	92
Cellco Partnership	87
GameStop	87
Chico's	86

### Top Occupations with the Most Job Ads

Occupation	Ads
First-Line Supervisors of Retail Sales Workers	4,759
Retail Salespersons	4,581
Cashiers	2,144
Customer Service Representatives	1,876
Sales Managers	1,256
Sales Reps of Svcs, Except Advertising, Insurance, Financial Svcs, & Travel	1,253
Sales Reps, Wholesale & Mfg, Technical and Scientific Products	1,056
Insurance Sales Agents	824
Sales Engineers	574
Demonstrators and Product Promoters	491
First-Line Supervisors of Non-Retail Sales Workers	420
Sales Reps, Wholesale & Mfg, Except Technical & Scientific Products	396
Parts Salespersons	275
Health Technologists and Technicians, All Other	181
Advertising Sales Agents	135
Telemarketers	107
Real Estate Sales Agents	83
Counter and Rental Clerks	41
Sales and Related Workers, All Other	25
Door-to-Door Sales Workers, News and Street Vendors, and Related Workers	18
Agents and Business Managers of Artists, Performers, and Athletes	9
Real Estate Brokers	2

EDITOR'S NOTE: This report is based on data provided by TalentNeuron, a global research and advisory company. Through this partnership, new data sources and improved methodologies are available to better understand occupational demand over time. This reflects a change from the methodology used to produce these reports prior to October 2023.

This information is a snapshot in time and may not represent long-term trends. Any of this data, including historical reports, may vary slightly over time, as minor revisions are continually made to this live database. Some ads may appear in two or more occupation codes and may be counted more than once. This information should be used in conjunction with local labor market information to analyze current occupational demand.

This data has not been seasonally adjusted. Sometimes seasonal adjustment is used to remove fluctuations in unemployment and labor force trends that normally occur with changes in the season. Seasonal variation in employment occurs for natural and institutional reasons, including reduced employment involving outdoor activities during winter, changes in labor force and unemployment levels with opening and closing of schools, and layoffs during the automobile model changeover period. Seasonal variations can also affect the number of online job ads, so over the year it will affect the data in this report.



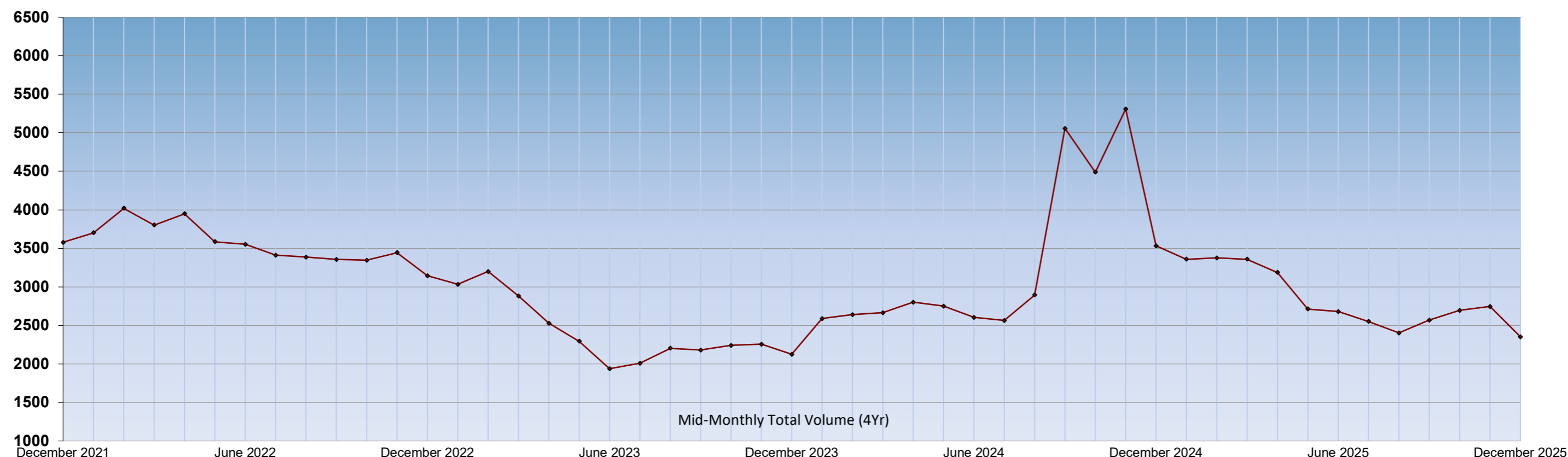
# Online Job Postings

## Science/R&D Job Function

December 2025

### OhioMeansJobs.com

A total of 2,351 job openings were posted online from November 14, 2025, through December 13, 2025, for the science/research development job function. The graph below shows historical trends for ads posted over the last several years.



#### Salary for Job Ads

Salary Range	Ads
Entry Level Jobs (less than \$30K)	0.0%
Middle Income Jobs (\$30K-\$49K)	7.7%
Upper Middle Income Jobs (\$50K-\$79K)	46.5%
High Income Jobs (\$80K-\$99K)	19.9%
Six Figure Jobs (\$100K+)	25.8%

#### Education for Job Ads

Education Range	Ads
GED/High School	8.6%
Associate Level	8.3%
Bachelor's Degree	71.8%
Master's Degree	5.7%
Doctoral Degree	5.5%

#### Top Certifications for Job Ads

Certifications	Ads
Driver's License	251
Occupational Safety & Health Administration Certification	165
Security clearance	61
Good Laboratory Practices certifications	59
HAZMAT	57
American Society for Testing and Materials	47
Secret security clearance	41
Good Clinical Practice	41
Hazardous Waste Operations and Emergency Response	40
Top Secret Sensitive Compartmented Information	37

#### Top Skills for Job Ads

Skills	Ads
Operations	613
Microsoft Office	394
Chemistry	359
Databases	312
Mathematics	309
Machine learning	291
Continuous improvement	287
Data collection	285
Python	282
Scheduling	277

#### Top Employers with the Most Job Ads

Employer	Ads
Ohio State University Wexner Medical Center	100
medpace	87
Cinven	41
CHILDREN'S HOSPITAL MEDICAL CENTER	39
OHIO State University	37
Charles River Laboratories	36
University of Cincinnati	34
Cox Communications	33
Ppg Industries	28
University Hospitals	28
Cleveland Clinic	25
Nationwide Children's Hospital	24
KeyBank	24
Scale AI	23
ACRT, Inc.	20
Clean Harbors, Inc.	20
Battelle Memorial Institute	19
Radiance Technologies	18
Sherwin-Williams	18
Outlier Inc.	18
Forge Biologics	17
Terracon	17
Silliker, Inc	16
Oracle	16
Ernst & Young	15
STERIS	15
Acrt Services	14
Leidos	14
Nestle	14
HIM	13

#### Top Occupations with the Most Job Ads

Occupation	Ads
Natural Sciences Managers	355
Data Scientists	298
Compliance Officers	279
Life, Physical, and Social Science Technicians, All Other	243
Biological Technicians	206
Environmental Science and Protection Technicians, Including Health	187
Statisticians	175
Chemical Technicians	99
Chemists	79
Computer and Information Research Scientists	73
Agricultural Technicians	44
Environmental Scientists and Specialists, Including Health	42
Food Scientists and Technologists	23
Zoologists and Wildlife Biologists	21
Biological Scientists, All Other	21
Forest and Conservation Technicians	21
Geoscientists, Except Hydrologists and Geographers	20
Mathematical Science Occupations, All Other	19
Food Science Technicians	18
Conservation Scientists	15
Social Science Research Assistants	15
Social Scientists and Related Workers, All Other	11
Foresters	10
Forensic Science Technicians	9
Microbiologists	7
Geological Technicians, Except Hydrologic Technicians	7
Physicists	6
Mathematicians	5
Materials Scientists	5
Anthropologists and Archeologists	5

EDITOR'S NOTE: This report is based on data provided by TalentNeuron, a global research and advisory company. Through this partnership, new data sources and improved methodologies are available to better understand occupational demand over time. This reflects a change from the methodology used to produce these reports prior to October 2023.

This information is a snapshot in time and may not represent long-term trends. Any of this data, including historical reports, may vary slightly over time, as minor revisions are continually made to this live database. Some ads may appear in two or more occupation codes and may be counted more than once. This information should be used in conjunction with local labor market information to analyze current occupational demand.

This data has not been seasonally adjusted. Sometimes seasonal adjustment is used to remove fluctuations in unemployment and labor force trends that normally occur with changes in the season. Seasonal variation in employment occurs for natural and institutional reasons, including reduced employment involving outdoor activities during winter, changes in labor force and unemployment levels with opening and closing of schools, and layoffs during the automobile model changeover period. Seasonal variations can also affect the number of online job ads, so over the year it will affect the data in this report.



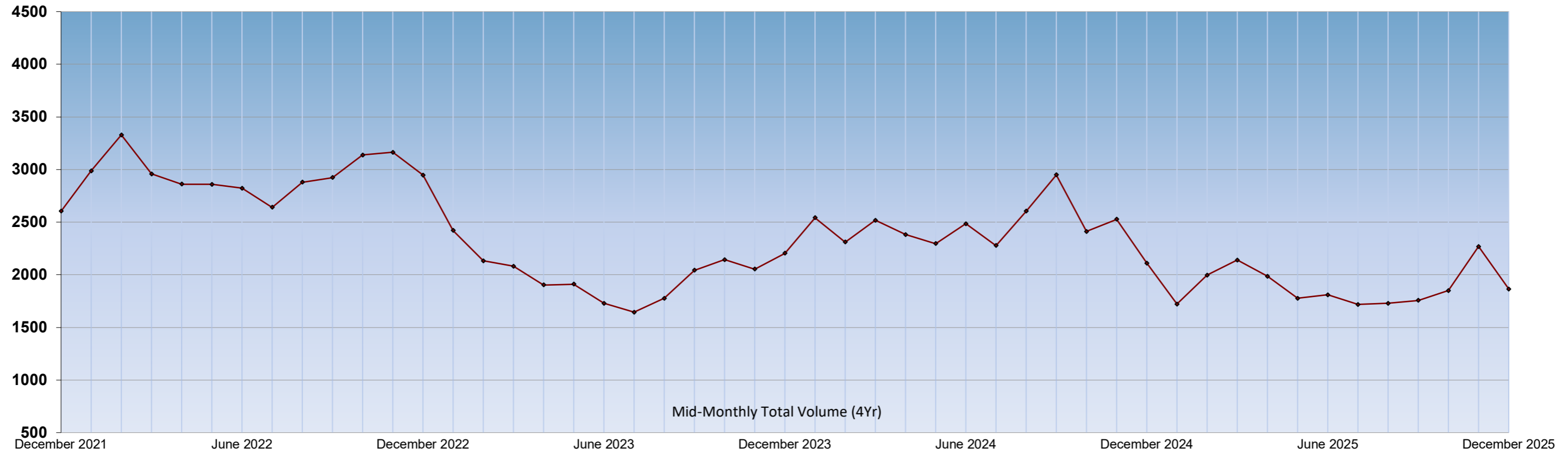
# Online Job Postings

## Security Job Functions

December 2025

OhioMeansJobs.com

A total of 1,864 job openings were posted online from November 14, 2025, through December 13, 2025, for the security job function. The graph below shows historical trends for ads posted over the last several years.



### Salary for Job Ads

Salary Range	Ads
Entry Level Jobs (less than \$30K)	3.9%
Middle Income Jobs (\$30K-\$49K)	63.9%
Upper Middle Income Jobs (\$50K-\$79K)	22.3%
High Income Jobs (\$80K-\$99K)	4.5%
Six Figure Jobs (\$100K+)	5.5%

### Education for Job Ads

Education Range	Ads
GED/High School	76.7%
Associate Level	7.2%
Bachelor's Degree	15.1%
Master's Degree	0.6%
Doctoral Degree	0.4%

### Top Certifications for Job Ads

Certifications	Ads
Driver's License	976
First Aid certification	194
SCI clearance	79
Top Secret Sensitive Compartmented Information	73
HAZMAT	46
Security clearance	40
Secret security clearance	39
NICET Certification	27
Occupational Safety & Health Administration Certification	26
Peace Officer Certification	23

### Top Skills for Job Ads

Skills	Ads
Customer service	948
Emergency procedures	503
Scheduling	493
Operations	352
Law enforcement	345
Access Control	304
Supervision	235
Surveillance	216
Computer usage (basic)	208
Asset protection	183

### Top Employers with the Most Job Ads

Employer	Ads
Allied Universal	664
Securitas	67
Home Depot	55
Walmart	53
Booz Allen Hamilton	33
Meijer	25
Macy's	23
Cedar Point	16
Ross Stores	14
Kohl's Corporation	14
Inter-con Security Systems	14
Cleveland Clinic	12
COREMAIN	12
Apogee Engineering, LLC	11
University Hospitals	11
T.j. Maxx	11
CertaSite	11
TJX Companies	10
Target Corporation	10
Ymca	10
Burlington Stores, Inc.	9
Ohio State University Wexner Medical Center	8
Apogee	8
PER MAR SECURITY	8
Koorsen Fire & Security	8
Radiance Technologies	8
Bon Secours Health System	7
CHILDREN'S HOSPITAL MEDICAL CENTER	7
FedEx Express	7
UC Health	7

### Top Occupations with the Most Job Ads

Occupation	Ads
Security Guards	943
Protective Service Workers, All Other	142
Detectives and Criminal Investigators	132
First-Line Supervisors of Protective Service Workers, All Other	111
Police and Sheriff's Patrol Officers	101
Lifeguards, Ski Patrol, and Other Recreational Protective Service Workers	73
Dispatchers, Except Police, Fire, and Ambulance	56
Private Detectives and Investigators	46
First-Line Supervisors of Security Workers	43
Correctional Officers and Jailers	43
Fire Inspectors and Investigators	31
School Bus Monitors	29
Public Safety Telecommunicators	27
Firefighters	23
Crossing Guards and Flaggers	11
Military Officer Special and Tactical Operations Leaders, All Other	10
Parking Enforcement Workers	9
First-Line Supervisors of Police and Detectives	7
Transit and Railroad Police	7
First-Line Supervisors of Firefighting and Prevention Workers	4
Animal Control Workers	4
Artillery and Missile Officers	4
Forest Fire Inspectors and Prevention Specialists	2
First-Line Supervisors of Correctional Officers	1
Bailiffs	1
Fish and Game Wardens	1
Gambling Surveillance Officers and Gambling Investigators	1
Command and Control Center Specialists	1
Military Enlisted Tactical Operations and Air/Weapons Specialists and Crew Memb	1

EDITOR'S NOTE: This report is based on data provided by TalentNeuron, a global research and advisory company. Through this partnership, new data sources and improved methodologies are available to better understand occupational demand over time. This reflects a change from the methodology used to produce these reports prior to October 2023.

This information is a snapshot in time and may not represent long-term trends. Any of this data, including historical reports, may vary slightly over time, as minor revisions are continually made to this live database. Some ads may appear in two or more occupation codes and may be counted more than once. This information should be used in conjunction with local labor market information to analyze current occupational demand.

This data has not been seasonally adjusted. Sometimes seasonal adjustment is used to remove fluctuations in unemployment and labor force trends that normally occur with changes in the season. Seasonal variation in employment occurs for natural and institutional reasons, including reduced employment involving outdoor activities during winter, changes in labor force and unemployment levels with opening and closing of schools, and layoffs during the automobile model changeover period. Seasonal variations can also affect the number of online job ads, so over the year it will affect the data in this report.



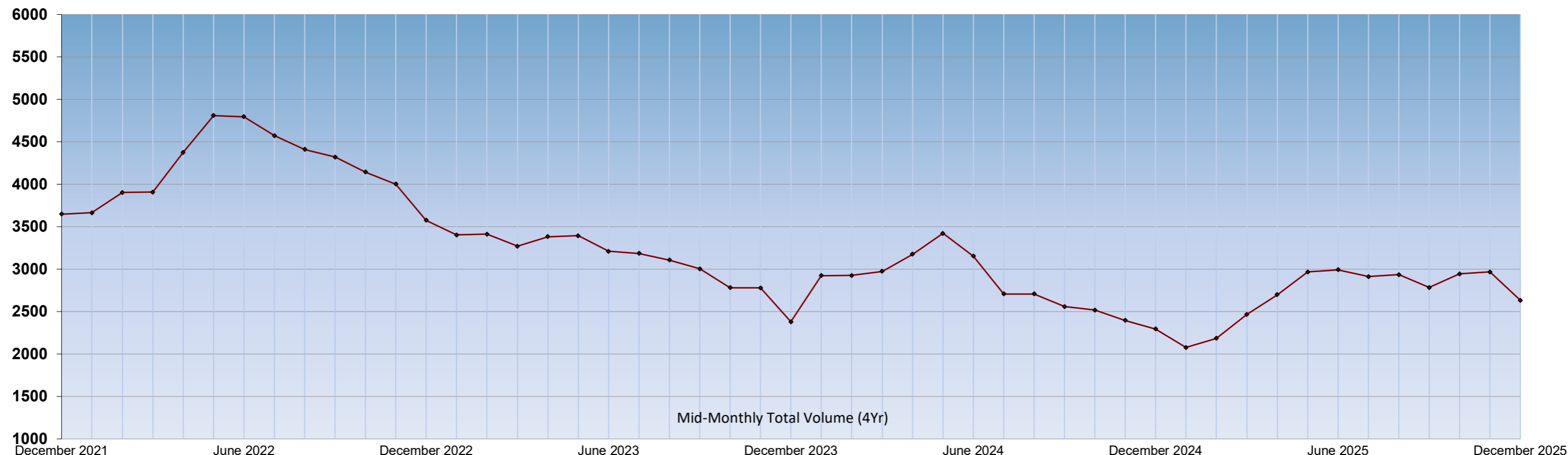
# Online Job Postings

## Social Services Job Function

December 2025

OhioMeansJobs.com

A total of 2,632 job openings were posted online from November 14, 2025, through December 13, 2025, for the social services job function. The graph below shows historical trends for ads posted over the last several years.



### Salary for Job Ads

Salary Range	Ads
Entry Level Jobs (less than \$30K)	0.9%
Middle Income Jobs (\$30K-\$49K)	33.9%
Upper Middle Income Jobs (\$50K-\$79K)	50.9%
High Income Jobs (\$80K-\$99K)	11.4%
Six Figure Jobs (\$100K+)	2.9%

### Education for Job Ads

Education Range	Ads
GED/High School	23.3%
Associate Level	3.8%
Bachelor's Degree	54.1%
Master's Degree	18.4%
Doctoral Degree	0.4%

### Top Certifications for Job Ads

Certifications	Ads
Driver's License	808
Licensed Social Worker	250
Licensed Master Social Worker	167
First Aid certification	161
Licensed Professional Clinical Counselor	54
Licensed Clinical Social Worker	49
National Committee for Quality Assurance	44
Behavior Analyst Certification Board	26
Crisis Prevention Institution	19
American Nurses Credentialing Center	19

### Top Skills for Job Ads

Skills	Ads
Social work	728
Counseling	647
Supervision	608
Case management	547
Scheduling	413
Intervening	397
Microsoft Office	385
Customer service	348
Teaching	336
Behavioral health	335

### Top Employers with the Most Job Ads

Employer	Ads
Bowling Green State University	132
CareSource	90
Elevance Health	75
CHILDREN'S HOSPITAL MEDICAL CENTER	67
BrightSpring Health Services	55
Sevita	49
Quality Moments Behavioral Health	47
ViaQuest, Inc.	47
Cuyahoga Community College	45
Ohio State University Wexner Medical Center	44
FAMILY & COMMUNITY SERVICES, INC.	42
IamBoundless,Inc	41
ResCare	40
Trilogy Management Services Ltd.	39
Finni Health (YC W23)	36
Crossroads Hospice and Palliative Care	34
University Hospitals	30
National Church Residences	28
University of Cincinnati	28
Bellefaire JCB	28
Veterans Health Administration	28
Dynamic Educational Systems, Inc.	24
MERCY HEALTH	23
Nationwide Children's Hospital	23
Akron Children's Hospital	19
University of Toledo	19
Cleveland Clinic	19
LHC Group	18
Anew Behavioral Health	18
Miami University	18

### Top Occupations with the Most Job Ads

Occupation	Ads
Social and Human Service Assistants	883
Healthcare Social Workers	625
Educational, Guidance, and Career Counselors and Advisors	518
Community and Social Service Specialists, All Other	214
Child, Family, and School Social Workers	114
Substance Abuse and Behavioral Disorder Counselors	63
Social and Community Service Managers	53
Directors, Religious Activities and Education	47
Clergy	40
Community Health Workers	35
Probation Officers and Correctional Treatment Specialists	22
Social Workers, All Other	11
Counselors, All Other	7

EDITOR'S NOTE: This report is based on data provided by TalentNeuron, a global research and advisory company. Through this partnership, new data sources and improved methodologies are available to better understand occupational demand over time. This reflects a change from the methodology used to produce these reports prior to October 2023.

This information is a snapshot in time and may not represent long-term trends. Any of this data, including historical reports, may vary slightly over time, as minor revisions are continually made to this live database. Some ads may appear in two or more occupation codes and may be counted more than once. This information should be used in conjunction with local labor market information to analyze current occupational demand.

This data has not been seasonally adjusted. Sometimes seasonal adjustment is used to remove fluctuations in unemployment and labor force trends that normally occur with changes in the season. Seasonal variation in employment occurs for natural and institutional reasons, including reduced employment involving outdoor activities during winter, changes in labor force and unemployment levels with opening and closing of schools, and layoffs during the automobile model changeover period. Seasonal variations can also affect the number of online job ads, so over the year it will affect the data in this report.