



**Ohio Youth
Surveys**

Ohio Healthy Youth Environments Survey (OHYES!)

OHYES! 101 – Fall 2024

1

**We Share a Common
Goal: Happy and
Healthy Students**



4

Ohio Students are Facing Challenges



- 1 in 3 Ohio students report challenges with anxiety (OHYES!)
- 1 in 3 Ohio students reports feeling sad and hopeless
- Almost 115,000 high school-aged kids in Ohio have experienced depression
- More risk factors
 - Poverty, Adverse Childhood Experiences, societal stressors

5

5

Possible Impacts on Learning

Learning

- Organizing narrative material
- Cause and effect
- Taking another's perspective
- Attentiveness
- Regulating emotions
- Engaging in curriculum

Behavior

- Lack of motivation
- Reactivity and impulsivity
- Aggression
- Defiance
- Withdrawal
- Perfectionism
- Fight, flight, freeze

6

6

By understanding students' challenges, we can plan supports to create a safe, positive environment.



7

7

What Schools and Districts Can Do



- Use data to inform decisions
- Develop partnerships
- Prioritize evidence-based practices and strategies
- Implement universal wellness supports
- Strengthen Tier II and III supports
- Offer professional development

8

8

Coordinated Statewide Youth Survey Effort



Department of Mental
Health & Addiction
Services

Department of
Health

Department of
Education &
Workforce

Ohio Youth Surveys



ABOUT US OUR SURVEYS WHY PARTICIPATE REPORTS & INSIGHTS

Contact Search

Ohio Youth Surveys

Elevating the voices of Ohio youth to uncover their greatest needs.

[About Us](#)



9

9



OHYES!

The OHYES! uncovers student needs on a local level, empowering high-impact change in schools and communities across Ohio.



Youth Risk Behavior Survey/Youth Tobacco Survey

YRBS/YTS gathers state-representative data on student health risks and behaviors likely to result in adverse outcomes.



School Health Profiles Survey

Profiles surveys principals and health educators to gather insights into Ohio's school health policies and practices.

youthsurveys.ohio.gov

10

10

4



Why OHYES!? Why Now?

11



**OHYES! is celebrating our 10th
Anniversary in Fall 2024!**

12



OHHYES! empowers high- impact change by uncovering student needs at the local level.

- The survey offers a deeper look into the experiences of youth in different communities and environments across Ohio.
- OHHYES! measures the frequency of the behaviors and experiences that pose a risk to youth wellness, and those that help to protect it.
- Using these insights, we can learn where Ohio students are thriving and build on what works.

13

13



OHHYES! elevates the voices of Ohio students.

- By understanding students' challenges, we can plan supports to create environments in which youth can learn, grow, and thrive.
- Together, we can gather credible data on the scope and nature of these issues — providing essential insights to inform the selection of strategies to help students achieve success and positive development.

14

14

Purpose of OHYES!



Local trends in youth behaviors.



Local data for needs assessments.



A standard, valid, and free survey.



Meet federal grant reporting requirements.



Support local grant applications.

15

15

OHYES! Overview



Available to
all Ohio schools
(public and private)



Superintendents and
Principals sign up to
participate



For students in
grades 7-12



Recruit participation
every two years



Administered
in the fall



Results available
in the spring

16

16

OHYES! is Easy & Flexible for Schools

FREE to administer
& **FREE** reports

VOLUNTARY
For schools, parents,
and students

ONLINE
Works on tablets and
laptop/computer
in web browser

QUICK
Completed in
1 class period

**PASSIVE PARENT
CONSENT**
Informs parents
and alleviates burden
on schools

FLEXIBILITY
Schools choose which
grades participate
(7-12)

CHOICE
Choose standard or
optional version

SELECT
Schools choose
date during fall

17

17

OHYES! Survey Topics



Feelings about school and community



Mental health, suicide, and access to health care



Personal use of alcohol, tobacco, and other drugs



Family and personal relationships



Perceptions of substance-use risks



Health behaviors, sleep, nutrition, and exercise

18

18



Survey Item Considerations

- ✓ Items come from validated national surveys (for example, the Youth Risk Behavior Survey and the National Survey on Drug Use and Health).
- ✓ Maintain core measures to allow comparisons across years.
- ✓ Include items from funder-required outcomes (e.g., SAMHSA).

19

19

Questions on the Optional Version

1. During the past 12 months, how many times did someone you were dating or going out with force you to do sexual things that you did not want to do? (Count such things as kissing, touching, or being physically forced to have sexual intercourse.)?
2. Has an adult or person at least 5 years older than you ever made you do sexual things that you did not want to do? (Count such things as kissing, touching, or being made to have sexual intercourse.)
3. During the past 12 months, how many times did anyone force you to do sexual things that you did not want to do? (Count such things as kissing, touching, or being physically forced to have sexual intercourse.)
4. During your life, how often have you felt that you were treated badly or unfairly because you are or people think you are lesbian, gay, bisexual, transgender, or questioning? This could include being treated badly because of who you are sexually attracted to or because you express your gender in a way that is different than what people expect.
5. Have you ever had sexual intercourse?
6. During the past 3 months, with how many people did you have sexual intercourse?
7. Did you drink alcohol or use drugs before you had sexual intercourse the last time?
8. The last time you had sexual intercourse, did you or your partner use a condom?
9. The last time you had sexual intercourse, what one method did you or your partner use to prevent pregnancy? (8 options)
10. Which of the following best describes you? (6 options for sexual orientation)

20

20

OHYES! Values Parent and Student Choice

- **Responsibility to safely administer**

We take seriously our responsibility to promote the health, wellness, and safety of Ohio students and we work with schools to ensure the survey is administered safely and confidentially.

- **Participation is Voluntary**

- ✓ **Empower and Inform Parents:** Passive consent makes it easy to participate. Parents receive a letter from the school about the survey and how to opt-out students from participating.
- ✓ **Empower and Inform Students:** Students can choose not to participate, skip any question that makes them uncomfortable, and exit the survey at any time.

21

21

OHYES! Protects Student Privacy

- Draw insights from trends in student population, not individuals

- **Anonymous and Confidential Administration:**

- ✓ Administered at school, not virtually
- ✓ No individual identification numbers are used
- ✓ Data are not stored on school servers



- Qualtrics data collection platform has additional security features
- Reports have **data suppression** standards so no individual data can be identified.

22

22

Believability of Results



Careful data cleaning. Surveys are eliminated if:

- Majority of items are missing
- All demographic data are missing
- Inconsistent responses
- Students indicated they did not answer truthfully

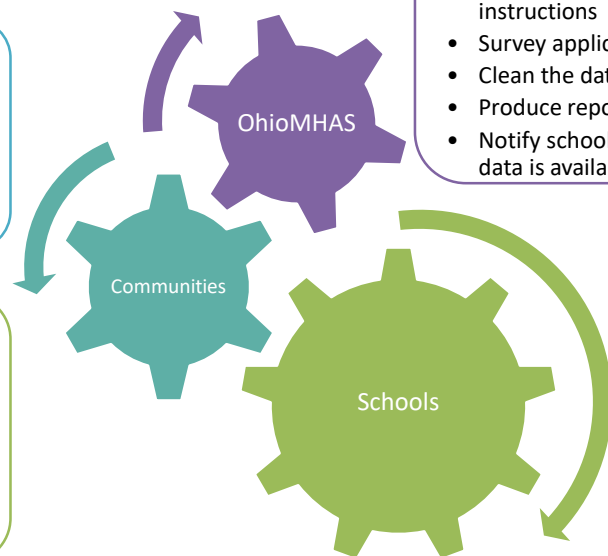
23

23

OHYES! Roles

- Incentivize OHYES!
- Coordinate with schools and OhioMHAS
- Consider an MOU w/schools to collect data
- Assist school survey coordinators
- Coordinate with agencies, ADAMH boards, health districts
- Use the results

- Superintendents and Principals sign up w/OhioMHAS (version, grades, dates)
- Send out parent notifications
- Monitor opt-outs
- Technology check-up
- Administer survey
- Request reports through MOU process
- Use the results




- Recruit
- Register schools
- Planning and administration instructions
- Survey application
- Clean the data
- Produce reports
- Notify schools when data is available

24

24

OHYES! Tools for Schools

- Schools receive everything they need to survey (Manual)
 - Planning checklist
 - Customizable parent notification
 - Parent handout and student flyer
 - Fillable opt-out list
 - Administration day checklist
 - Protecting student confidentiality and anonymity
- District and School reports available to Superintendents and Principals
- Quick Reference Guide for Understanding Your Report
- *Coming Soon: OHYES! DataOhio Portal Dashboard for Superintendents and Principals*
- *Ohio Youth Surveys Guide to Using Youth Survey Data – Draft*



25

25

Decide if the OHYES! is Right for Your School

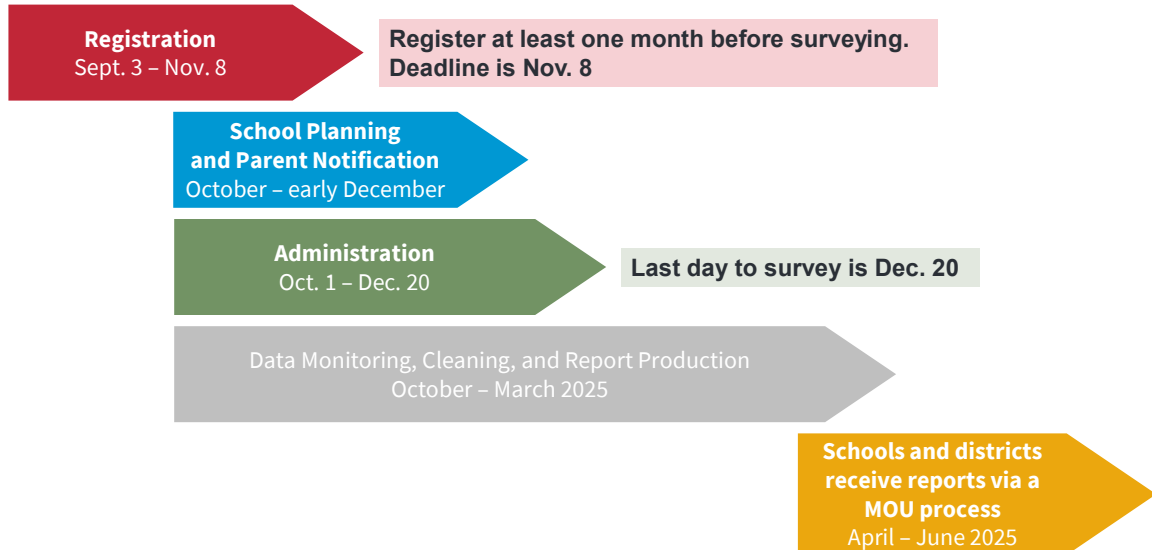


- ✓ Discuss how OHYES! helps identify issues your students face.
- ✓ Visit our website at:
youthsurveys.ohio.gov/our-surveys/ohyes
- ✓ Download a copy of the survey:
 - Standard 110-item survey
 - Optional 120-item survey
- ✓ Register to participate.
- ✓ Partner with parents and community organizations to understand students' challenges and provide programs that help.

26

26

OHYES! 2024 Timeline



27

Registration – One for Each School:

Who can register?: Superintendents and Principals *(no more two-stage process)*

- NEW: Superintendents and Principals can **delegate** that responsibility to another party (e.g., another school staff or partner community agency).
Anyone completing the registration form must attest they have the authority to sign up the school(s) for OHYES!

What you will need to register:

- ✓ Registrant's name, email, and title
- ✓ Name and emails for Superintendent and Principal
- ✓ School ODEW Information Retrieval Number (IRN)
- ✓ Names and emails for two people to be school survey coordinators
- ✓ Which survey version (standard, or optional with 10 sex-related items)
- ✓ Grades participating

28

28

Registration Continued

3 Ways To register:

1. Use the QR code
2. <https://bit.ly/OHYES2024-Registration>
3. https://omhas.qualtrics.com/jfe/form/SV_4IS0AvPJTljatH8



Confirmation email sent to Superintendents and Principals.

Principals and School Survey Coordinators will receive the Planning and Administration Instructions:

- Unique survey link for each school
- Link to the School Administration Manual
- Link to the Parent Letter and Opt-Out Form
- Link to the Planning Checklist and Survey Day Checklist

29

29

Implementing OHYES!

Select survey date, time, and class period.
Share plans with teachers.

Customize and send out the Parent Notifications **3 weeks before the survey** (2 methods); make the survey available in the office.

Conduct a technology check.

Monitor students who have opted out and notify teachers.

On survey day, provide the web link, and read the instructions.
Report any issues to OhioMHAS.

30

30

OHYES! Results



Voinovich School of
Leadership and Public Service



Pacific Institute
FOR RESEARCH AND EVALUATION

District
Reports

School
Reports

All OHYES!
Reports

County
Reports

Data
Dashboard
Coming Soon

Behavioral
Health Board
Reports

Appalachian
Regional
Reports

- Available only to Superintendents and Principals
- Reports contain total responses
- Includes county and All-OHYES! comparison data!

- Available when 2+ districts participate
- Reports contain total responses
- Posted on youthsurveys.ohio.gov/reports-and-insights

31

31



OHYES! is always looking to improve the experience for all stakeholders using the survey or the data.

32

FAQ: Is the survey customizable?



- Current capacity is limited, helps keep our survey FREE to schools but limits our ability to customize the survey.
- Schools can choose: 1) Standard 110-item version, OR 2) Optional 120-item version.
 - Gender item on the Standard survey includes 4 choices: male, female, transgender, and gender nonconforming.
 - All other sexual orientation, sexual victimization, and sexual behavior items are on the Optional version.
- No individual items can be added or deleted.
- Students can skip any question at any time. This is highlighted in the parent passive consent notification, and in the student assent at the beginning of the survey.

33

33

FAQ: What grades should I survey?

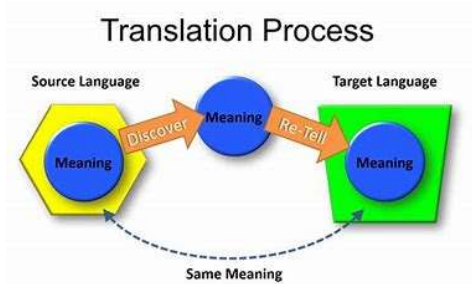


- You should administer the survey to **all** the students at school, in the grades you are surveying, on the day(s) you administer – this is called a **census**.
 - If students are absent, do not try to survey them at a later date.
- Grades 7 through 12 are eligible.
- We recommend grades 7, 9, and 11 at minimum. Some schools survey all students.
- The more students you survey the more **accurate and reliable** results will be.
- Schools with smaller enrollments should survey as many grades as possible so that to avoid any data suppression issues.

34

34

FAQ: Is the survey available in other languages?



- Currently OHYES! survey and passive consent forms are only available in English.
- We are working on an **official** Spanish translation of the survey and passive consent forms.
- Our goal is also to add ASL and audio voice-overs for each question.
- We cannot recommend using Google Translate.
- Your school may have access to other translation software. We do not prohibit you using it.
- Be aware there may be issues with translations, the meanings may not be the same, and so the data for those responses may differ.

35

35

FAQ: How is this different from other SEL screeners?/Should we use this one or another?

- The OHYES! survey does not identify specific individuals or their needs (data is aggregated).
- Schools should consider their data needs to decide if using the OHYES! in addition to their current screeners would be helpful to show what students are experiencing (risk and protective factors).
- Review the [OHYES! questions](#) to see what information is collected and how it supports your planning.
- OHYES! offers schools the ability to compare to the county, region, and state.
- OHYES! supports state agencies and other stakeholders to understand needs, gaps, and where to focus initiatives.



36

36



info@ohyes.ohio.gov
Lara.Belliston@mha.ohio.gov
youthsurveys.ohio.gov

SchoolBasedMentalHealth@education.ohio.gov
[School-based Mental Health](#)


37


37


Extra Slides/Resources


38


Student *survey* data and results help schools and communities make a positive impact

Pursue programming to meet specific student needs

Target efforts to build & sustain healthy homes, schools, and community environments

Set goals for wellness and track progress over time


Guide the modification of school health curricula and programming

Seek funding and other supports for new initiatives


40

40


Who else uses OHYES! data?




Health Departments




Behavioral Health Boards



Community Coalitions



Nonprofit Organizations



Community Agencies

Reduce survey burden on schools by using a common survey across stakeholders.

Did you know?
Community Health Assessments (CHAs) can choose any survey

41

41



The OHYES! student survey contains items on contributing factors (also known as **intervening variables**) related to adolescent health status outcomes.

These items help establish the **“levers” that a district/community can address** through programs, policies and practices. It is important for districts/communities to track these indicators.

Local surveys often provide measurement of **short-term and intermediate outcomes** which then **impact long-term adolescent health** outcomes, also measured by OHYES!.

42

42

Jeff Brown, Superintendent Granville Exempted Village Schools

“Over the past two years, Granville Schools have used the OHYES student survey data as the foundation of our **“State of the Students” report** provided to the Board of Education annually.

This report is used to strategically address areas of concern based on what our students are reporting. We feel this data is **critical to informing our action plans**.

In Granville, the mission is “Learning for Life” and many of the **items address life stressors that our students face** daily. Granville Schools embrace the difficult conversations to better prepare our students for success in life.”



43

43



Heath City Schools

“We use this data to **inform our practices, make staffing decisions, and better understand our students** and the dynamics of their lives.

There is nothing more important than making sure we can serve our students in all aspects of their lives, and it is **impossible to do that without knowing** where they are and what they are doing.”

44

44



Adams County Ohio Valley School District

Preparing Scholars for the 21st Century

OHYES! was the driving factor each year for what prevention and treatment programs we focused on. Over the last 5 years, we have started:

- vaping cessation classes (with certified cessation counselors);
- developed a Talk They Hear you campaign that has had great success and we have seen the results in the data (OHYES!);
- the data has also allowed us great success in receiving grants to further the prevention work and grow the capacity of prevention specialists in our community.

Danielle Poe
Director of Behavioral Health
AC-OVSD

45

45

Stark County is grateful to have the OHYES! tool. It allows us a coordinated approach to gather information from youth.

One of the many things we learned during our youth cluster, was that in order for community change to occur, we needed to have **youth voice** at the table. The OHYES! allows us to gather information to **hear and learn from our youth** about their experiences.

Myself, and our Chief Integration Officer discuss with schools their data and provide individualized recommendations. We also overlay this data with data from our local children's hospital and our crisis services to provide a wider lens.

We often use county level data to report out on grants and inform various strategies, some examples:

- To inform the **Community Health Needs Assessment**;
- Utilized in the creation of **Strategic Action Planning for the Stark County Suicide Prevention Coalition**;
- Help inform a strategy workgroup the health department is leading around digital student wellness; and
- Present the **ACES data to administrators** at kick off before the start of the school year.



18

46



We have been **utilizing the OHYES! since 2017**. This easy online process has streamlined data collection for our four counties. We have been able to get a much larger sample size and have expanded our data collection than previously.

As a Board, we value a **data driven process**. Yearly OHYES! data are important for MHR SB in planning youth and adolescent behavioral health services. By utilizing the OHYES!, our prevention coalitions are able to evaluate and plan for their prevention messaging and services.

Based on these data, MHR SB has funded **school-based mental health services and supports**, including mental health and addiction treatment and education services.

Additionally, **in all four counties**, we have switched to the OHYES! for the youth data for each of the **Community Health Assessments and creating the Community Health Improvement Plans**.

We are grateful to OhioMHAS for the hard work and dedication in ensuring that the state of Ohio has a **reliable and consistent way of tracking youth data**.

18

47



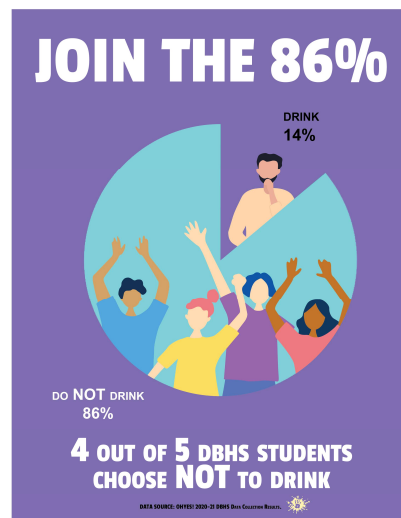
**IMPACT Prevention
Youth-led Group**

- The OHYES! data has been a great resource to us! OHYES! results are used by **County-wide youth councils** (in Lawrence county and Scioto county) and **25+ Youth-Led school Prevention teams**, using the data with the Strategic Prevention Framework.
- Some products have included **posters in schools (see next slide)**, postcards home to parents using data points, ninth-graders receiving “We are the 86%” wrist bands with substance use prevention presentations.
- Data on lack of community connectedness resulted in local **community parks programs** to increase connections and drug-free alternatives.
- And OHYES! data was used as a rationale for selecting and implement SAMHSA’s “Talk, They Hear You” campaign.

48



SOAK IN THE BENEFITS
86.49% OF DBHS STUDENTS SAID NO TO ALCOHOL



Artwork from Dawson-Bryant High School social norms campaign created by students in the Youth-Led Prevention group.

49



Communities using OHYES! to Meet Federal Grant Reporting Requirements

Drug-Free Communities Grants

- ✓ Clark
- ✓ Fayette
- ✓ Huron
- ✓ Lorain
- ✓ Marion
- ✓ Tuscarawas
- ✓ Union

Partnerships for Success Grants

- ❖ Adams
- ❖ Gallia
- ❖ Jackson
- ❖ Lawrence
- ❖ Huron
- ❖ Meigs
- ❖ Sandusky
- ❖ Seneca
- ❖ Wyandot

50

50

What Behavioral Health Organizations and Health Departments Can Do:



- ✓ Advocate for the schools in your community to participate. Send an e-mail telling your Superintendent you support OHYES!
- ✓ Attend a district meeting and share how OHYES! data positively impacts schools and students.
- ✓ Share why you support OHYES! with parents and other community members.
- ✓ Share with Superintendents and Principals how you can use this data to support your local schools.
- ✓ Discuss how you can use the OHYES! data in your work.
- ✓ Assist schools in registering or implementing the OHYES!

51

51

Approaches to Strategic Planning

Education <i>Ohio Improvement Process (OIP)</i>	Education <i>Positive Behavioral Interventions and Supports (PBIS)</i>	Education <i>Comprehensive Continuous Improvement Plan (CCIP)</i>	Prevention <i>Strategic Prevention Framework</i>	Health <i>Community Health Improvement Plan</i>
School-wide	School-wide and selected students	School-wide or selected students	Population or Community Intervention	Population or Community Intervention
Stage 1: Identifying Critical Need	Tiered Fidelity Inventory; Data Review	Decision Framework	Assessment & Capacity	Community Health Assessment
Stage 2: Developing a Focused Plan	Create PBIS Implementation Plan	Planning Tool and SMART Goals	Planning	Plan
Stage 3: Implementing and Monitoring the Focused Plan	Implementation of EBPs at Tier 1, then Tier 2 and 3	Strategies and Action Steps	Implementation & Evidence-Based Prevention Approaches	Implement
Stage 4: Evaluating the Improvement Process	Evaluation	District Goal and Monitoring	Evaluation	Track and Report
Sustainability	Sustainability	Sustainability	Sustainability	Sustainability

52

Start a Data Use Committee

- Visually Examine Your Data
- What type of results are available to you?
 - Do you have tables or charts?
 - Is there a dashboard?
 - Is your data available by demographics (total respondents, by gender, by grade, by race, etc.)?
 - Do you have data over multiple time-points? Were statistical analyses conducted?
- Mark up the data to try to better understand it (i.e., use highlighters, color code related data, create charts and graphs).
- Most student surveys look at many different topics, depending upon the amount of data, it might be helpful to divide it into subsets and identify who will work with different topics.



53

53

Take Note of Interesting Results



- What data is interesting to you?
- What behaviors were most common? How many people are affected?
- How often does the behavior occur?
- What behaviors lasted a while (duration)?
- What factors affect many students (scope, or range)?
- What factors are intense/severe?
- What patterns do you notice?
- What differences did you see in behaviors based on background or demographics?

54

54

Synthesizing Results

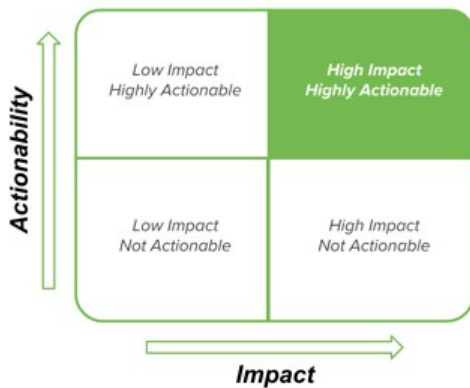


- What are you surprised that you see?
- Are more people affected from some groups and places (are there inequities)?
- What behaviors are perceived as problems by the students, parents, school, or community?
- What connections can you make between the student survey data and other related data (e.g., school nurse's data, school discipline data, hospital data)?
- How important is the behavior perceived to be by others?

55

55

Action Planning



- Based on the data, what focus area would yield the greatest impact for students?
- Is this focus area aligned to school priorities?
- Who is impacted by the decision to focus on this priority?
- How will we ensure the inclusion of students most impacted in our next steps?
- How effective are efforts to address it likely to be?
- Are there any likely negative impacts of addressing the problem or goal?

56

56

Empowering Students to Participate

Regularly reviewing student data with students helps build an environment where student input leads to real improvements.

Empower student councils or clubs to advocate for student voice through the survey

Share data with students about what's happening at school.

Create a **Student Data Advisory Group** that reviews the survey data and identifies areas of improvement.

Convene a **Student Action Conference** to identify ideas on how to address top issues and create action plans.

57

57